

Practical

JANUARY 1989 £1.30

ISSN 0141-0857

Wireless

The Radio Magazine

NEW SERIES

G2BCX

ANTENNA CLINIC

THE "Fe-ONE" Experimental Transmitting Antenna

Expedition to OV00

HF performance you can have a real field day with.

With Yaesu's FT-757GX/II, you can enjoy full-featured HF performance just about anywhere.

On vacation. During field day. On the road. Or in your shack.

Because the FT-757GX/II packs all its HF performance into one highly compact, action-ready case. A case so small, it even fits under airplane seats.

Of course, you've probably noticed a similarity to its predecessor, the FT-757GX. That's purely intentional. And now its performance is even better.

With new features like memory storage of operating mode. Slow/fast tuning selection.

Automatic step-change according to mode. IF notch-filter. 10 memories. And VFO to VFO scan.

Plus you get an iambic electronic keyer. Woodpecker noise blanker. 600-Hz CW filter. AM and FM modes. AF speech processor. And 25-kHz marker generator. All at no extra cost.

Three microprocessors. Dual VFOs. Single-button VFO/memory swap. Receive coverage from 500 kHz to 30 MHz. Transmit coverage from 10 to 160 metres, including WARC bands. All-mode coverage (LSB, USB, CW, AM and FM). 100-watt RF output.

QSK operation. Massive heatsink

and duct-flow cooling system for continuous RTTY operation for up to 30 minutes.

Computer Aided Transceiver (CAT) System for computer control via optional interface.

Of course, the FT-757GX/II offers the kind of options you'd expect from Yaesu, too. Including standard and heavy-duty power supplies, automatic antenna tuner, hand and desk microphones.

So no matter where you work the DX, take along Yaesu's FT-757GX/II. The full-featured HF rig you'll have a real field day with.

YAESU



UK Sole Distributor *South Midlands Communications Ltd S.M. House, School Close,
Chandlers Ford Industrial Estate, Eastleigh, Hants SO5 3BY Tel (0703) 255111*

Prices and specifications subject to change without notice.

Practical Wireless

The Radio Magazine

JANUARY 1989 (ON SALE 8 DECEMBER 1988)

VOL. 65 NO. 1 ISSUE 982

NEXT MONTH

Introduction
to Digital
Communications

PW Review
Standard C5200ED
Dual-bander

Amateur Radio
in Spain

plus
All the usual
features

Don't miss
it—place your
order with your
newsagent now!

On sale
January 12

Contents subject to last-minute revision

- 20 Expedition to OV00**
Steve Bryan G1SGB
- 23 Valved Communications Receivers**
The DST-100, Part 2
Chas E. Miller
- 28 Understanding Circuit Diagrams—10**
R. F. Fautley G3ASG
- 33 Kitchen Konstruktion No. 9**
Richard Q. Marris G2BZQ
- 34 Crystal Locked DC to AC Power Converter**
M. J. York G1BK1
- 36 Antenna Clinic — Session 1**
F. C. Judd G2BCX
- 42 Errors and Updates**
Practically Yours, December 1988
- 44 Devious Deeds in the Wireless Business**
Stan Crabtree
- 46 The Fe-ONE Experimental Antenna**
Richard Q. Marris G2BZQ
- 48 Crops and Coils—5**
George Pickworth

We are sorry that, due to pressure on editorial space, the promised feature on Amateur Radio in Spain has had to be held over until next month

Regular Features

- | | | |
|-----------------|----------------|--------------------|
| 75 Advert Index | 16 Newsdesk | 69 Short Wave Mag |
| 30 Binders | 53 On the Air | 72 Subscriptions |
| 40 Book Service | 50 PCB Service | 26,42,45 Swap Spot |
| 14 Comment | 19 PW Services | 14 Write On |

Editor

Geoff Arnold I.Eng FSERT G3GSR

Assistant Editor

Dick Ganderton C.Eng MIERE G8VHF

Art Editor

Steve Hunt

Technical Features Editor

Elaine Richards G4LFM

Technical Projects Sub-Editor

Richard Ayley G6AKG

Editorial Assistant

Sharon George

Technical Artist

Rob Mackie

Administration Manager

Kathy Moore

Accounts

Alan Burgess

Clerical Assistant

Rachel Parkes

Editorial and

Advertisement Offices:

Practical Wireless

Enefco House

The Quay

Poole, Dorset BH15 1PP

☎ Poole (0202) 678558

(Out-of-hours service by answering machine)

FAX Poole (0202) 666244

Prestel 202671191

Advertisement Manager

Roger Hall G4TNT

PO Box 948

London SW6 2DS

☎ 01-731 6222

Cellphone 0860 511382

Advert Copy and Make-up

☎ Poole (0202) 678558

COPYRIGHT © PW Publishing Limited 1989. Copyright in all drawings, photographs, and articles published in *Practical Wireless* is fully protected and reproduction or imitation in whole or in part is expressly forbidden. All reasonable precautions are taken by *Practical Wireless* to ensure that the advice and data given to our readers are reliable. We cannot however guarantee it and we cannot accept legal responsibility for it. Prices are those current as we go to press.

B.N.O.S. PRODUCTS

2M LINEAR AMPLIFIERS

TL50-28-25	6M/28MHz IF	316.25
TL50-144-25	6M/144MHz IF	299.00
TL70-28-25	4M/28MHz IF	316.25
TL70-144-25	4M/144MHz IF	299.00
TL144-28-25	2M/28MHz IF	345.00

70CM LINEAR AMPLIFIERS

L432-1-10	*New Linear 1w input 10w output	74.75
LPM432-1-50	Lin/Preamp/Met 1w ip 50w o/p	255.00
LPM432-3-50	Lin/Preamp/Met 3w ip 50w o/p	255.00
LPM432-3-100	Lin/Preamp/Met 3w ip 100w o/p	395.00
LPM432-10-100	Lin/Preamp/Met 10w ip 100w o/p	395.00

TRANSVERTERS

F50-L/U	50MHz Low Pass Filter	29.95
F70-L/U	70MHz Low Pass Filter	29.95
F144-L/U	144MHz Low Pass Filter	29.95
F144-L/N	144MHz Low Pass Filter	35.35
F432-L/N	432MHz Low Pass Filter	35.35

4M LINEAR AMPLIFIERS

LPM70-10-100	Lin/Preamp/Met 10w ip 100w o/p	235.00
--------------	--------------------------------	--------

6M LINEAR AMPLIFIERS

L50-3-25	*New Linear 3w ip 25w o/p	74.75
LP50-3-50	Linear/Preamp 3w ip 50w o/p	138.00
LP50-10-50	Linear/Preamp 10w ip 50w o/p	138.00
LPM50-10-100	Linear/Preamp/Met 10w ip 100w o/p	235.00

POWER SUPPLIES

12-6A	13.8V 6A cont 7A max	78.20
12-12A	13.8V 12A cont 15A max	129.95
12-25A	13.8V 25A cont 30A max	193.20
12-40A	13.8V 40A cont 50A max	423.20
12-5E	*New 13.8V 5A cont 6A max	57.50
12-10E	*New 13.8V 10A cont 12A max	97.75
12-20E	*New 13.8V 20A cont 24A max	132.25
12-30E	*New 13.8V 30A cont 35A max	195.50

CUE DEE PRODUCTS

VHF/UHF ANTENNAS

VHF-DUO	6/5 ele 6d Bd	129.95
650A	*New 6M 6 ele 6d Bd	91.15
4144A	4 ele 8dBd S0239	26.45
4144AE	4 ele end mount 8dBd S0239	27.60
10144A	10 ele 11.4dBd S0239	50.60
10144AN	10 ele 11.4dBd N female	57.50
10X144A	10 ele crossed 11.4dBd S0239	74.75
10X144AN	10 ele crossed 11.4dBd N female	86.25
15144A	15 ele 14dBd S0239	73.60
15144AN	15 ele 14dBd N female	78.20
15X144A	15 ele crossed 14dBd S0239	98.90
15X144AN	15 ele crossed 14dBd N female	110.40
17432AN	17 ele 14.5dBd N female	51.75
17X432AN	17 ele crossed 14.5dBd N female	82.80
23432AN	23 ele 15.5dBd N female	63.25

STACKING FRAME KITS

4S2	2 x 4144	39.10
10S2	2 x 10144	59.80
15S2	2 x 15144	66.70
10S4	4 x 10144	109.25
15S4	4 x 15144	123.05
71S2	2 x 17432	39.10
23S2	2 x 23432	40.25
17S4	4 x 17432	59.80
23S4	4 x 23432	63.25

MONOBAND YAGIS

27G	7MHz 2 ele 5 dBd	581.90
37G	7MHz 3 ele 7 dBd	861.35
314G	14MHz 3 ele 7.0dBd	216.20
414G	14MHz 4 ele 8.0dBd	249.55
414	14MHz 4 ele 8.0dBd	294.40
514G	14MHz 5 ele 9.0dBd	364.55
614G	14MHz 6 ele 10.0dBd	515.20
321	21MHz 3 ele 7.0dBd	148.35
421	21MHz 4 ele 8.0dBd	169.05
521	21MHz 5 ele 9.0dBd	264.50
621G	21MHz 6 ele 10.0dBd	331.20
721G	21MHz 7 ele 10.3dBd	416.30
328	28MHz 3 ele 7.0dBd	93.15
428	28MHz 4 ele 8.0dBd	116.15
528	28MHz 5 ele 9.0dBd	161.00
628G	28MHz 6 ele 10.0dBd	207.00
628	28MHz 6 ele 10.0dBd	249.55
728G	28MHz 7 ele 10.3dBd	309.35
928G	28MHz 9 ele 10.6dBd	416.30

PHASING HARNESSES INCLUDING POWER SPLITTER

4L2	2 x 4144A & 4144AE	72.45
10L2	2 x 10144A	74.75
10L2N	2 x 10144AN	81.65
10L4	4 x 10144A	112.70
10L4N	4 x 10144AN	129.95
15L2	2 x 15144A	77.05
15L2N	2 x 15144AN	87.40
15L4	4 x 15144A	112.70
15L4N	4 x 15144AN	129.95
17L2N	2 x 17432AN	70.15
17L4N	4 x 17432AN	109.25
23L2N	2 x 23432AN	70.15
23L4N	4 x 23432AN	109.25

STACKED SYSTEMS

10144A2H	2 x 10 ele horizontal	228.85
10144AN2H	2 x 10 ele horizontal	243.80
15144A2H	2 x 15 ele horizontal	277.15
15144AN2H	2 x 15 ele horizontal	293.25
10144A4H	4 x 10 ele	405.95
10144AN4H	4 x 10 ele	447.35
15144A4H	4 x 15 ele	501.40
15144AN4H	4 x 15 ele	537.05
15144A8H	8 x 15 ele	1436.35
15144AN8H	8 x 15 ele	1511.10
15144A16H	16 x 15 ele	3382.15
15144AN16H	16 x 15 ele	3496.00
17432AN2H	2 x 17 ele horizontal	194.35
17432AN4H	4 x 17 ele	334.65
17432AN8H	8 x 17 ele	583.05
17432AN16H	16 x 17 ele	P.O.A.
23432AN2H	2 x 23 ele horizontal	212.75
23432AN4H	4 x 23 ele	379.50
23432AN8H	8 x 23 ele	645.15
23432AN16H	16 x 23 ele	P.O.A.

POWER SPLITTERS

2-144	2 way 144MHz S0239	37.95
2-144N	2 way 144MHz N female	42.55
4-144	4 way 144MHz S0239	41.40
4-144N	4 way 144MHz N female	48.30
6-144	6 way 144MHz S0239	57.50
6-144N	6 way 144MHz N female	87.40
8-144	8 way 144MHz S0239	63.25
8-144N	8 way 144MHz N female	100.05
2-432N	2 way 432MHz N female	34.50
4-432N	4 way 432MHz N female	41.40
6-432N	6 way 432MHz N female	83.95
8-432N	8 way 432MHz N female	93.15

DUOBAND YAGIS

DUO2G	14.21MHz 5.4 ele 9.8dBd	483.00
DUO3	21.28MHz 4.4 ele 8.8dBd	264.50
DUO4	14.21MHz 4.4 ele 8.8dBd	426.65

VERTICALS

VA40	7MHz inc guy wire & ground mount	93.15
2VA40	7MHz full 1/4 wave, complete	323.15
VA80	3.5MHz inc guy wires & ground mount	324.30
2VA80	3.5MHz full 1/4 wave, complete	796.95

PHASING HARNESSES FOR CIRCULAR POLARIZATION

IC144	10 x 144A & 15 x 144A	37.95
IC144N	10 x 144AN & 15 x 144AN	52.90
IC432N	17 x 432AN	51.75

SHF PRODUCTS

SHF ANTENNAS

SHF 9644	1296MHz 44 ele	123.05
SHF 9667	1296MHz 67 ele	148.35
SHF 1693	67 ele (meteosat)	167.90
SHF 2320	2300-2350MHz 67 ele	202.40

HOW TO ORDER

By Phone: using your Access or Visa/Barclaycard
By Mail: Cheque, Postal Orders or Credit Card
Or from your local BNOS Authorized Dealer
Post, Packing & Insurance should be added to order totals as below

Orders with a value less than £50 add £2.50 to total
Orders with a value more than £50 add £5.00 to total
Orders with a value more than £250 add £7.50 to total
Orders with a value more than £500 add £10.00 to total

Next day delivery service
Any value add £15.00 to order total



PKW PRODUCTS

VHF/UHF ANTENNA'S

2GP58	144MHz 5/8 groundplane 3.2dBd	39.10
2GP258	144MHz 2 x 5/8 groundplane 5.7dBd	70.15
7GP58	432MHz 5/8 groundplane 3.2dBd	39.10
7GP258	432MHz 2 x 5/8 collinear 5.7dBd	59.80

HF DIPOLES

DP 01	3.5/14MHz	59.80
DP 02	3.5/7MHz	59.80
DP 03	1.8/7MHz	59.80
DP 04	1.8/3.5MHz	101.20
DP 05	14/21/28MHz	70.15
DP 06	1.8/3.5/7/14/21/28MHz	110.40

HF MULTIBAND BEAMS

THF 1E	1 ele (dipole) 14/21/28MHz	83.95
THF 2E	2 ele 14/21/28MHz	213.90
THF 3E	3 ele 14/21/28MHz	264.50
THF 5E	5 ele 14/21/28MHz	384.10
THF 6E	6 ele 14/21/28MHz	571.55
THF 7E	7 ele 14/21/28MHz	741.75
THF 8E	8 ele 14/21/28MHz	878.60

SPQ 2E	2 ele Spider Quad 14/21/28MHz	408.25
LPO 12E	12 ele Log Periodic 13-30MHz	918.85

HF GROUNDPLANE

GP 3B	14/21/28MHz	81.65
K Type	*New 3.5/7MHz + 14/21/28	261.05

COAXIAL CABLE: POPE H100... 80p p/metre. RG213 (UR67)... 62p p/metre. RG58 28p p/metre. New Plastic Coated Phosphor Bronze Antenna Wire 56p p/metre.

B.N.O.S.
ELECTRONICS

Mill Lane, Stebbing, Dunmow, Essex, CM6 3SL.

Tel: 0371-86681

Fax: 0371-86273

Tlx: 817763 BNOS G

ARE COMMUNICATIONS

—YAESU— YAESU FT747GX "ECONOMY" HF TRANSCEIVER

An HF transceiver with built-in general coverage receiver. All mode, including FM as an option, for less than the price of a 2m multimode?



Offered without am or cw filters at a super discounted price of **£579**

YAESU FT767GX HF + 2m + 6m + 70cms

Despite being YAESU's most expensive transceiver for HF operation, it continues to outsell all other HF equipment marketed by A.R.E. All band, all mode, built-in automatic tuning unit, power supply, general coverage receiver, digital power/SWR meter, full 100w output, optional 2m/6m/70cms modules, which just plug in.



DISCOUNT PRICE: **£1,369** including Free MHIBB scanning mic.

Also available with one or all VHF modules fitted at a discounted price.

PHONE
01-997-4476

KENWOOD



Kenwood TS680S HF and SIX metre Transceiver

Since our introduction of this remarkable transceiver last year, October 1987 to be precise, many of these are now in use throughout the U.K. From 160m to 10m, including the ever-popular 6m band and a General-Coverage Receiver. Price: **£929.00** including MC43S microphone.



Kenwood TS440S HF Transceiver

Now available once again from ARE Communications the excellent Kenwood TS440S. General Coverage Receiver 100W output between Top band and 10m. FM fitted as standard. Auto Tuning Unit optional extra. Offered at a discount price of **£1,039.00** or, with ATU **£1,199.00**.

ICOM

Icom IC32E Dual Band Handie

Direct competition to the STANDARD C500, the ICOM IC32E offers excellent facilities utilising all existing ICOM accessories. Ideal for the IC2E/O2E owner. Similar specification to the C500. Frequency range: 138-174MHz (RX only) and 410-455MHz (RX only).

Price: **£389**



Icom IC3210E Dual Bander 2m/70cm

Easy to use, easy to look at, the new Icom IC3210E. Just compare the uncluttered front panel lay-out with other dual banders, to see how simple it is to operate. Look at these features:

- * Frequency VHF: 138 to 174MHz (RX Only)† (Track tuned better than .3uV)
- * Frequency UHF: 400 to 479MHz (RX Only)†
- * TX/RX 144-146/430-440MHz
- * 12.5/25KHz Channel spacing
- * Full dual band duplex
- * Stand alone repeater operation (For Raynet)
- * Pocket beep via optional ctcss
- * Programmable ctcss UT40 (optional)
- * Priority watch
- * No duplexer required
- * 20 Double spaced memory channels
- * 25 Watts output on both bands
- † Modified free if specified during order.

Available now at only **£499.00**

Opening Hours Mon/Fri 9.30 to 5.30 – NOW OPEN SATURDAY MORNINGS 10–1pm

REMEMBER! A.R.E. can also offer competitive prices on Cellular Telephones and 2-Way PMR.

Why not introduce your company and receive a minimum £25 intro-bonus! Phone for details. 73 Martin G4HKS



A.R.E. Communications Limited, 6 Royal Parade, Hanger Lane, Ealing, London W5A 1ET, England Tel: 01-997 4476 Fax: 01-991 2565



ICOM

IC-3210E Dual Band FM Mobile



- Full crossband duplex.
- 20 double-spaced memory channels.
- Built-in duplexer
- 4 priority watch functions.
- 25 watts output.
- Programmed, memory and selected band memory scan.
- Variable LCD backlight intensity.
- Tone squelch and pocket beep functions (optional).

If you are newly licensed or just undecided about which band to operate first, then the new ICOM IC-3210 is just the answer. This dual band FM transceiver is ideally suited for the mobile operator. Transmit on one frequency and receive on the other and you're operating full duplex. It's just like talking on the telephone.

The simple and well laid-out front panel ensures quick and easy operation of all its many functions. A great convenience when driving. Optional accessories available are the UT40 tone squelch board, HS15 + SB mobile microphone and switch box SP8 external speaker and PS45 AC power supply.

Icom (UK) Ltd.

Dept PW, Sea Street, Herne Bay, Kent CT6 8LD. Tel: 0227 363859. 24 Hour.

Seasons Greetings to you all

"75" Series Transceivers



ICOM have a winning line-up for fixed, portable and mobile operations. The deluxe "75" series of transceivers offers a new standard of excellence from VHF to UHF communications. Each compact all mode unit delivers maximum performance, reliability and ease of operation. The "75" series transceivers feature 99 tunable memories, twin VFO's, pass band tuning, I.F. notch, noise blanker and CW break-in. The scanning modes include memory scan, mode scan, programmable scan and frequency skip. These transceivers can be used in a variety of ways, for propagation experiments, satellite communications, moonbounce, D'xing or straight rag chewing contacts. When high speed digital systems such as PACKET or AMTOR data communications are used then the ICOM DDS system provides a lock-up time of just 5msec.

2 Meters

ICOM's 25 watt IC-275E is a superb transceiver for contest operating and for general DX working. This prestige

144MHz multimode is also available as a IC-275H 100 watt version, which requires an external AC supply.

70cms

Enjoy 430MHz operation with the 25 watt IC-475E, or go high power using the IC-475H. An optional CT-16 Satellite Interface Unit is available for combining ICOM "75" transceivers for easy tuning.

6 Meters/10 Meters

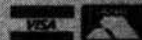
The 10 watt IC-575 covers 28-30MHz and 50-54MHz and includes the AC supply. Join in with the recent openings to the U.S.A. with this superb transceiver. Also to be released soon is the IC-575H 50/100 watt high power version, which will operate with an external AC supply.

With the introduction of the "75" series you now have all the technical quality you'll need to enjoy VHF and UHF communications. For more detailed information on these transceivers contact your local ICOM dealer or ICOM (UK) Ltd.

Helpline: Telephone us free-of-charge on 0800 521145, Mon-Fri 09.00-13.00 and 14.00-17.30. This service is strictly for obtaining information about or ordering Icom equipment. We regret this cannot be used by dealers or for repair enquiries and parts orders, thank you.

Datapost: Despatch on same day whenever possible.

Access & Barclaycard: Telephone orders taken by our mail order dept, instant credit & interest-free H.P.





SMC

The Communicators

South Midlands C

SCHOOL CLOSE, CHANDLERS FORD IND. EST., EAST L

Save up to 36.9%

APR 36.3% APR L
Lloyds 36.1% APR S
Bowmaker

FREE FINANCE — BUY NOW SAVE

SMC WOULD LIKE TO WISH ALL OUR CUSTOMERS OLD AND NEW A VERY HAPPY CHRISTMAS AND PROSPEROUS NEW YEAR

CHRISTMAS OPENING HOURS

HQ SHOWROOM

Dec. 23/24 — 9.00 a.m.-1.00 p.m.; Dec. 25/26/27 — CLOSED;
Dec. 28/29/30 — 9.00 a.m.-5.00 p.m.; Dec. 31st — 9.00 a.m.-1.00 p.m.;
Jan. 1/2 — CLOSED; Jan. 3 OPEN AS USUAL

BRANCHES & AGENTS

AS ADVERTISED ON NOTICES AT BRANCHES

FROM 1st JANUARY 1989 SMC NORTHERN (LEEDS) WILL BE CLOSED ON SATURDAY AFTERNOONS



AN FT23R WITH A KEYPAD — NEVER! YES - YAESU HAVE DONE THE IMPOSSIBLE

INTRODUCING THE FT411 2m Handheld

5W RF Output. Built in VOX

49 Memory Channels/Uses FT23R accessories
Adjustable Power Save and Automatic Power Off

**"CONFUSED BY THE NEVER ENDING
STREAM OF TRANSCEIVERS APPEARING
ON THE MARKET? IF SO THE YAESU
FT747GX COULD WELL BE A SIGHT
FOR SORE EYES!"**

P.W. NOV 88



FT747GX

- ★ 160-10M HF TRANSCEIVERS
- ★ GENERAL COVERAGE RECEIVER
- ★ ALL MODE (FM OPTIONAL).
- ★ 0-100W OUTPUT (25W AM.CARR)
- ★ CW NARROW (500HZ) STANDARD
- ★ LARGE CLEAR LCD DISPLAY
- ★ EASE OF OPERATION.

"Well done YAESU!" P.W.

Serious about VHF/UHF?



- ★ Up to four band capability
- ★ LSB/USB, CW & FM
- ★ Full Duplex crossband operation
- ★ Memory storage of up to 230 frequencies
- ★ Keypad frequency entry
- ★ Fourteen VFO's
- ★ Global call channel
- ★ Programmable channel steps
- ★ Electronic keyer option
- ★ Remote preamplifier switching
- ★ TXCO high stability reference oscillator

"Overall I think the FT736R
is a well organised Rig
which is a pleasure to
use" P.W.

Best Buy from S.M.C.

Call for price

Then the FT736R is for YOU!

SMC SHOPS WITH DEMONSTRATION FACILITIES

BIRMINGHAM 021 327 1497 LEEDS (0532) 350606 CHESTERFIELD (0246) 453340 BUCKLEY (0244) 549563
JERSEY (0534) 77067 N. IRELAND (0247) 271875 AXMINSTER (0297) 34918 C'FORD HQ (0703) 255111

AGENTS — John Doyle NEATH (0639) 52374, (0639) 2942 (evenings). David Stenning G4JA (0570) 604967, (024024) 4378 (evenings)

ommunications Ltd. YAESU



WIMBORNE, HANTS. SO5 3BY TEL: 0703 255111 FAX: 0703 263507 TLX: 477351


Imported 27.3% APR Barclaycard
 Imported 25.3% APR Access

MONEY — 0% INTEREST

SUBJECT
TO
STATUS

AMPLIFIERS

LINEARS QRO



TEMPO 3K CLASSIC

80-10m HF Linear. 3kW P.E.P. RF Input. 100W drive.
 1 x 3CX1200A Triode.
£2500.00

Also available 2kW O/P. 2m version. 100W Drive.
 8877 Triode.
£ P.O.A.



TOKYO HY-POWER HL2K

160-10m HF Linear. 2.4kW P.E.P. RF Input. 60-120W
 Drive. 2 x 3-500Z.
£1425.00



TOKYO HY-POWER HL1K


160-10m HF Linear. 1kW P.E.P. RF Input. 70-120W
 Drive. 2 x 4CX250B Valves.
£945.00

Also available HL1K/6. 6M Linear. 10W Drive.
 2 x 4CX250B Valves.
£945.00



SAGRA 600

2m Linear. 700W maximum Output. 25W Drive.
 2x 4CX250B.
£850.00



TEMPO 2002A

2m Linear. Maximum Input 2kW. 25W Drive Typical.
 1 x 3CX800A7.
£1322.50



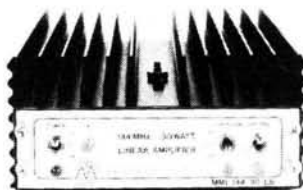
YAESU FL7000

160-10m HF Linear. 500W P.E.P. RF Output.
 100W Drive. For FT757GX, FT747GX, FT767GX.
£1600.00



BNOS

LPM 144-1-100 2m. 1W in, 100W out	£165.00
LPM 144-10-100 2m. 10W in, 100W out	£169.00
LPM 144-10-180 2m. 10W in, 180W out	£245.00
LPM 144-3-100 2m. 3W in, 100W out	£195.00
LPM 432-1-50 70cms. 1W in, 50W out	£175.00
LPM 432-10-50 70cms. 10W in, 50W out	£125.00
LPM 432-3-50 70cms. 3W in, 50W out	£165.00
LPM 432-10-100 70cms. 10W in, 100W out	£195.00
LPM 70-10-100 4m. 10W in, 100W out	£195.00
LPM 50-10-100 6m. 10W in, 100W out	£195.00
LPM 50-10-50 6m. 10W in, 50W out	£130.00
LPM 50-3-50 6m. 3W in, 50W out	£120.00



MICROWAVE MODULES

MML 144/100LS 2m. 1/3W in, 100W out	£140.00
MML 144/200S 2m. 3/10/25W in, 200W out	£265.00
MML 432/100 70cms. 10W in, 100W out	£275.00
MML 432/50 70cms. 10W in, 50 W out	£95.00
MML 70/50S 4m. 10W in, 50W out	SOLD
MMT 144/28R Transvector 10m-2m	£239.00
MMT 432/144R Transvector 2m-70cms	£175.00
MMT 432/28S Transvector 10m-70cms	£155.00
MMT 50/144 Transvector 2m-6m	£240.00
MMT 70/28 Transvector 10m-4m	£125.00
MMT 28/144 Transvector 2m-10m	£115.00
MMT 50/28S Transvector 10m-6m	£240.00



TOKYO HY-POWER

HL 100B/10 10m. 10W in, 100W out. P.E.P.	£179.00
HL 100B/20 20m. 10W in, 100W out. P.E.P.	£179.00
HL 100B/80 80m. 10W in, 100W out. P.E.P.	£179.00
HL 66V 6m. 10W in, 50-60W out. Rx Preamp	£129.00
HL 166V 6m. 3/10W in, 80-160W out. Rx Preamp	SOLD
HL 37V 2m. 3W in, 32W out. GaAs FET Preamp	£89.00
HL 62V 2m. 10W in, 60W out. GaAs FET Preamp	£135.00
HL 110V 2m. 2/10W in, 100W out. Rx Preamp	£215.00
HL 30U 70cms. 2W in, 30W out. GaAs FET Preamp	£135.00
HL 60U 70cms. 12W in, 50W out. GaAs FET Preamp	£179.00

MAY THE POWER BE WITH YOU!

GUARANTEE

Importer warranty on Yaesu Musen products
 Fully staffed and equipped Service Department
 Daily contact with the Yaesu Musen factory
 Tens of thousands of spares and test equipment
 Twenty-five years of professional experience.

Free Interlink delivery on major equipment.

Small items, Plugs, Sockets, etc. by post £1.75. Antennas,
 Cables, Wire & larger items: Lynx up to £5.00
 Interlink delivery available, upon request, for items other than
 radios, from £7.30 depending on weight.
 Same day despatch whenever possible.

FREE FINANCE . . .

On many regular priced Yaesu items SMC offers.
 Free finance (on invoice balances over £120) 20% down and the
 balance over 6 months or 50% down and the balance over a year.
 Details of eligible items available on request.
 You pay no more than the RRP price!

PRICES & AVAILABILITY SUBJECT TO CHANGE WITHOUT PRIOR NOTICE



WELCOME

SONY AIR-7 HAND-HELD AM/FM 108-176MHz + LW/MW/FM UNBEATABLE VALUE

The best VHF monitor there is. That's a fact! 108-176MHz plus LW/MW/FM broadcast. Covers air, marine, PMR etc. LCD display, memories, scanning, lockout priority etc. Supplies are short but we are the UK's largest stockist, so check with us!




£227 FREE SECURICOR

SONY ICF7600DS PORTABLE COMMUNICATIONS

Not a toy, but a serious communications receiver. 150kHz-30MHz AM/SSB plus FM76-108MHz. Digital readout, memories, clock and provision for external antenna. Listen to the DX at work! Mains or battery.

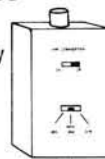
New SW-1 in stock £249



£157 FREE SECURICOR

MILITARY AIR ADAPTOR FOR SONY PRO-80

225-450MHz in 3 bands
Direct frequency readout on Sony Xtal control stability.
5kHz steps
Battery powered
Plugs directly into PRO-80
Phone for price



SONY ICF2001D RECEIVER SUPER PORTABLE AM/SSB/CW + AIR BAND COVERAGE

Described as "the best portable on the market" by a recent reviewer, it covers 150kHz-300MHz AM/SSB/CW plus AM VHF air band and FM broadcast. Memories scanning, etc. are all included. The SSB performance is superb and can match many base station receivers. 230/110v AC power supply included.



£299 FREE SECURICOR

R537S AIR- BAND MONITOR 118-136MHz

This well known receiver is ideal for the serious air-band enthusiast, superb sensitivity and selectivity, this pocket size monitor is unrivalled in value for money. 2 fixed channels are possible and the squelch control ensures silent background. Complete with battery and whip.



£69.50 CARR. FREE

WIDEBAND AERIALS

Better than any pre-amp!



15dB Gain

CLP 5130 Beam

As used by M.O.D.

Illustrated above, this beam antenna covers 105-1300MHz. A forward gain of up to 13dB and a front to back ratio of 15dB provides the means of dramatically improving reception. With a VSWR better than 2:1 it can also be used for transmission up to 500 watts. Boom 6', longest EL 6'.

£89.00 plus post £3.00

CLP 5130 50MHz-1300MHz version in stock £179.00 + £7.00 carriage

D130N Discone

The D130 antenna is the leader in discones and used by military and research establishments. What better recommendation! Covering 25-1300MHz with low VSWR, it is supplied complete with 50 ft of ultra low loss cable and N plugs.

£82.50 plus post £3.00

OTHER SONY PRODUCTS

ICF7600DA Analogue SW receiver	£129.00
ICF-SW1S Micro short-wave receiver	£249.00
ICF-PRO80 SW/VHF receiver	£299.00
AN1 Active SW antenna	£49.00
AN3 Vertical for Air-7 receiver	£45.00
BP23 Ni-cad battery pack	£15.95
ACD4 Mains PSU/charger	£15.95
DCC127A 12v car PSU	£19.95

All our Sony stocks carry UK cards and do not have serial numbers etc. removed from boxes!

THIS MONTH'S OFFER A Complete HF Station



£759

This month we are offering a complete HF station comprising FT747 and 30 amp AC PSU for a bargain price. With most rigs costing over £1,000 its nice to offer something a bit more realistic in price! Features include 100 watts output on all bands, Rx from 100kHz to 30MHz. 20 memories, dual vfo's wide and narrow cw filters, digital display, LSB/USB/CW/AM with squelch plus FM option. We have found it to be excellent and can thoroughly recommend it. The matching power supply is generously rated and fitted with thermal fan and full protection.

WIDEBAND PRE-AMP

3-1500MHz
15dB gain PL259/SO239
2800MHz HP Filter
Latest front-end device
Very low noise level.
12v DC



WAZ-1 £69

NEW MINI-DIPOLE KIT LF-8040 £29.95

A new low priced hf antenna that will fit into most gardens. The kit is complete with wire and provides a coaxial fed dipole that needs no atu. It covers 80 & 40 metres and has a total length of 70ft. Just follow the instructions and plug your coax feeder into the SO239 socket, and you are ready to go. £29.95 plus £1.50 post.

BOOKS SPECIALLY FOR YOU!

COMPLETE VHF/UHF FREQUENCY GUIDE 26-2250MHz £5.95 + £1.00 p&p

AIRBAND FREQUENCY GUIDE (RTTY and FAX Guide now out — see bottom of page)

The new edition of this famous guide will be available at end of August. Now running to 100 pages, it is crammed with gen that is essential reading for the airband enthusiast. Lots of editorial and pictures plus new cross reference of frequencies in alphabetical and numerical order. Order your copy today.

Price £5.95 + £1 P&P

UK LISTENERS CONFIDENTIAL FREQUENCY LIST 1.6-30MHz £6.95 + £1.00 p&p FIFTH EDITION



This famous listing is now in its fifth edition. Completely updated for 1988 and a lot thicker. Many additional frequencies have been added and of course some have been deleted where the service is known to no longer exist. Packed full of information on all that happens between 1.6 and 30MHz, you will find this fascinating reading. Covering all aspects of the shortwave service, here is just a selection of the listings included: AVIATION, BROADCAST, MARINE, EMBASSY, MILITARY, RTTY, FAX, PRESS, and much more. Not only frequencies and stations, but in many cases times of transmissions as well. This is not an American import, but a UK printed manual specially for UK listeners. If you are one of the few people that haven't purchased one of these yet, then you really don't know what you have been missing. If on the other hand you have our previous editions, we know that you will want to get the latest edition. Available end of March. Order your copy today.

Completely revised and updated, this publication is one that should be on every enthusiast's bookshelf. The previous edition sold 6000 copies in 18 months. This latest issue is 25% larger and has been completely re-written with a new easy-to-read layout. No other publication offers you so much information for such low cost. It provides complete details of all the services in the UK that make use of the VHF/UHF spectrum with listings from 26 to 2250MHz without gaps, and additional listings to 56GHz. Each section begins with full details of the services that use each segment of the spectrum followed by details of individual services in frequency order. Users covered include the emergency services, marine, aeronautical, land mobile etc. Many of these services use duplex frequencies and full details of the splits are included for base and mobiles. Although many of the frequencies listed cannot be monitored without a licence, all listeners should find this book a mine of information. Tremendous value!

X500 "DOMINATOR" 2M/70cm

The new X500 from Diamond gives almost 9dB & 12dB gain on 2m/70cm. Height is 5.2m in white fibre glass with "N" socket. Cheaper than a linear! Just think, 25w on 2m = 200w erp and 400w on 70cm! Now you can really make yourself heard!

£129 + £3 carr.

RECEIVERS (Free delivery)

R5000 Short Wave 150kHz-30MHz	£875.00
R2000 Short Wave 150kHz-30MHz	£595.00
VC20 VHF conv. for R5000	£167.00
VC10 VHF conv. for R2000	£161.95
FRG8800 150kHz-30MHz	£639.00
FRV8800 VHF converter	£100.00
IC-R71 Short wave 150kHz-30MHz	£825.00
Sony 7600DS Short wave	£159.00
Sony ICF2001D band Short wave + air band	£299.00
Lowe HF125 Short wave	£375.00
FRG9600 Scanner 60-950MHz	£509.00
IC-R7000 Scanner 25-2000MHz	£957.00
AOR 2002 Scanner 25-1300MHz	£475.00
Sony Air-7 VHF scanner	£227.00
Sony Pro-80 VHF + SW scanner	£299.00
R537S Air band monitor	£69.50
R535 Air band scanner	£249.00
R528 Air band xtal scanner	£125.00
WIN 008 Air band scanner	£175.00

USE OUR FAST MAIL ORDER SERVICE - Second to None!

HF Transceivers

Kenwood TS940S	£1995.00
Kenwood TS930S	£1695.00
Kenwood TS440S	£1129.00
Kenwood TS140S	£859.00
Yaesu FT757GX11	£959.00
Yaesu FT767GX	£1550.00
Yaesu FT747GX	£659.00
Icom IC735	£939.00
Icom IC751A	£1465.00

Kenwood TS711E	£898.00
Kenwood TH205E	£215.26
Kenwood TH215E	£252.00
Kenwood TH25E	£258.00
Yaesu FT290 MK11	£429.00
Yaesu FT23R + Pack	£255.00
Icom IC2E	£225.00
Icom IC02E	£269.00
Icom IC28E	£359.00
Icom IC275E	£1039.00
Icom IC3200E	£556.00
Icom IC Micro	£239.00

70cm Transceivers

Kenwood TH21E	£189.00
Kenwood TR751E	£599.00
Kenwood TH41E	£218.00

Kenwood TS811E	£998.00
Kenwood TH405E	£273.00
Kenwood TH415E	£298.00
Icom IC4E	£285.00

Station Accessories

Adonis AM 303G Mic	£49.95
Adonis AM 503G Mic	£65.95
Adonis AM 805G Mic	£96.00
Adonis FX8 Dash mic	£69.00
Sagant superod 2m	£12.95
Sagant stubby 2m ant.	£9.95
P300 30amp PSU	£149.00
Revex MS1 Monitor	£249.00
Airband Mag antenna	£29.00

HP4A TVI Braid Breaker	£7.95
HK708 Morse key	£21.95
G5RV Ant. complete	£16.95

New Diamond VSWR Meters:
SX200 1.8-200MHz £65.00
SX400 140-525MHz £79.00
SX600 1.8-525MHz £119.00
Carriage: Free on orders over £100.
Under £100 add £2.50 for larger parcels & £1.00 for small packages.

POCKET GUIDE TO FAX
& RTTY STATION FREQUENCIES
£2.95 + 90p Available now.

ALINCO SAVES YOU MONEY & SERVES YOU WELL

- ★ 144-146MHz (Rx. option 140-170MHz)
- ★ 25 watts output. ("HE" model 45 watts)
- ★ 21 memories & 2 "call" channels.
- ★ Programmable Scanning & Priority channel
- ★ 12.5kHz & 25kHz steps.
- ★ Includes microphone & mobile mount.
- ★ Bright LCD display
- ★ Reverse repeater etc.

Designed for optimum performance combined with small size, the ALINCO ALR-22E reaches new heights in both technical performance and value for money. We've managed to keep the price down to a level that cannot be matched by any other manufacturer although we believe that a small increase will shortly be made to the price. What better time therefore, than now to purchase one of these super rigs. You won't see prices like this again! Technically it's superb and inside it looks very much like some of its more expensive competitors! Measuring only 5.5" x 6.5" it will fit into most places and if you ask, we will extend the frequency range to cover 140-170MHz on receive. We could bore you with the specification but frankly it's just the same as all the others (apart from the price of course). We could tell you about all the various features it has, but again it's not much different from the competition. Let's be honest, apart from being some £100 cheaper than some of its competitors and having an extended receiver coverage, it really is like most other rigs. So if money is no object and you only want 144-146MHz coverage, you probably won't be interested in the ALR-22E. If on the other hand these things are important to you, why not send for the full colour brochure today.

- ★ 2M FM 144-146MHz
- ★ RX140-170MHz! (option)
- ★ 3 Watts output
- ★ Battery Saver
- ★ 10 memories
- ★ LCD Readout
- ★ S-meter
- ★ Tone Burst
- ★ Priority
- ★ 12.5KHz steps
- ★ 12v DC operation!

Extended Receive
Coverage £10 Extra

Another winner from ALINCO. A true handy transceiver with no extras to buy! Unlike its competitors, you get the nicad pack (500mAh) AC charger, and provisions for direct 12v DC charge. Measuring 168 x 61 x 30mm it's a beauty! Optional accessories include speaker-mic, mobile bracket and high power packs. Get the facts today!

DJ-100E 2M FM

NEW

IN STOCK

£219



2m FM Mobile ALR-22E

FREE
DELIVERY U.K.
MAINLAND

£249



ALD-24E 2m/70cm Dual Band FM

£449



- ★ 2m/70cm. Full duplex operation.
- ★ 25 watts FM on both bands.
- ★ Single antenna socket output.
- ★ 21 memories & 2 "call channels".
- ★ Programmable scanning and priority.
- ★ 12.5KHz & 25KHz steps.
- ★ Includes all hardware & microphone.
- ★ Bright LCD readout.
- ★ Reverse repeater operation.
- ★ 12 months warranty parts & labour.

QRP Pocket HF Rigs!

80/40/20 M SSB/CW



Phone
for price

These rigs are single band HF transceivers covering one of the above bands. Power output is 2 watts with VXO control for stability. Included is IRT, built-in CW key & Microphone. The unit can be powered from internal dry cells or external supplies and has connection for external mic. Ultra stable, good dynamic front end and superbly built. Join in the QRP fun wherever you are! Send for details etc.

NEW AZDEN PCS-6000


2M/70cms

£329



FM Transceiver + Airband Receive!

This transceiver is unique in the history of amateur radio. A complete airband VHF monitor plus PMR etc built into a 25 watt 2m rig. Receive coverage is from 108-180MHz, making it the widest ever! And if you want to monitor your own PMR channel you can programme any duplex split into any memory! Steps are 125/25/50kHz and 5kHz on the airband. Can easily be converted to American spec. in minutes. Now you can listen to Marine, PMR, Airband, VOLMET etc from your 2m FM box! Send for leaflet. In stock now.



DJ500E

COMING SOON!

**WATERS
& STANTON**

RETAIL & MAIL ORDER:- 18-20, Main Road, Hockley, Essex SS5 4QS.

Tel: (0702) 206835, 204965

RETAIL ONLY:- 12, North Street, Hornchurch, Essex RM11 1QX.

Tel: (04024) 44765

Visa and Access by telephone. 24hr. Answerphone.

C.M.HOWES COMMUNICATIONS



**Eydon, Daventry,
Northants NN11 6PT**
(mail order only)
Phone: 0327 60178

NEW KITS! NEW CATALOGUE!

Building and using your own equipment is interesting and offers a challenge and satisfaction missing with "black boxes". Our kits are designed to help you enjoy this aspect of the hobby. There are several new kits introduced in our latest catalogue, and hopefully there is one to tempt you! Have you chosen your winter project yet?

AT160 80 AND 160 METER AM/DSB/CW TRANSMITTER

This new transmitter offers both 'phone and CW on 80 and 160 Meter bands. Ideal for the club Top Band net, and general local nattering, as well as a nice sounding CW note for those longer distance contacts. There are front panel controls provided for both carrier level and RF output power (up to 10W PEP output). Broad-band circuitry eliminates the need for any tuned circuit alignment, whilst relay switched elliptical output filters are used on each band to ensure a clean signal. A PTT operated antenna relay is provided. A matching microphone amplifier, type MA4 has been introduced to suit this TX. We have been asked time and time again "when are you going to introduce a simple 'phone rig? ". Well here it is. It is not just a 'phone rig though, the CW is also rather good. We hope you like it.

AT160 Kit: £34.90

Assembled PCB: £53.90

MA4 MICROPHONE AMPLIFIER

The MA4 has been introduced to suit the modulation input of the new AT160 transmitter. It is designed to use a normal low or medium impedance hand mic, our CM2 desk/mobile mic kit or even an AP3 speech processor. The four stage circuit includes two stages of active low-pass filtering to help keep your transmitted signal bandwidth within tight limits. A gain control and RF filtering on the input are provided.

MA4 Kit: £5.60

Assembled PCB: £9.90

AA2 ACTIVE ANTENNA AMPLIFIER

The new HOWES AA2 kit enables you to build yourself a really compact HF reception antenna that can be accommodated in even the smallest QTH. Even if you have room for large antennas, you will still find this kit useful for building a rotary antenna for the lower frequency bands. Have you got a rotatable Top Band antenna? The advantage in being able to "null" QRM with a miniature rotary dipole should not be discounted. The AA2 has facilities for both short single wire and dipole inputs. The antenna length can be varied to suit your requirements, but about 6 to 8 feet is a good maximum length. The PCB is designed to fit inside standard 1.5" waste water pipe, so making for easy weather proof construction if required. Direct or Coaxial powering can be used, so the unit can be located next to the receiver, or remotely on a mast, chimney etc. It is also ideal for building a telescopic antenna facility into a homebrew portable. Features include a two stage amplifier with FET input, 50 Ohm coax output and two gain settings, it covers long wave to 30MHz applications.

AA2 Kit: £7.50

Assembled PCB: £11.50

MBRX MARINE BAND COMMUNICATIONS RECEIVER

The new HOWES MBRX kit is designed to enable you to build a receiver covering the whole Marine Band from 1.6 to 3.95MHz, including both the 160 and 80 Meter amateur bands. Modes covered are SSB and CW, although you can also use it for RTTY, FAX etc if you have a suitable terminal.

Features include:

☆ Switched input attenuator ☆ RF stage ☆ Balanced, Direct Conversion mixer ☆ 2 stage active SSB filter ☆ Stable FET oscillator ☆ Fine tune control ☆ Fast and Slow AGC ☆ 1W audio output ☆ Optional filters, signal meter etc. are available. Requires two 365pF (or 500pF) tuning capacitors. A kit to build a real communications receiver with good facilities and performance at a sensible price.

MBRX Kit: £29.90

Assembled PCB: £44.90

DcRx54 HF AIR BAND COMMUNICATIONS RECEIVER

So many customers have asked us how to modify our popular DcRx amateur band receivers to cover the 5.450 to 5.750 MHz band, that we decided we would introduce a version of the kit for this application. The DcRx features a stable FET oscillator and a balanced, direct conversion mixer. Up to 1W of output is available for driving headphones or loudspeaker. This receiver is simple and easy to build, but you will be amazed at the performance! Suitable tuning capacitors are available at £1.50 each (you need two per receiver). Single band DcRx kits are also available for 160, 80, 40, 20/30 Meter amateur bands.

DcRx Kit (all versions): £15.60

Assembled PCB: £21.50

All HOWES kits come with full, clear instructions, good quality glass fibre PCB (drilled and tinned with screen printed parts locations) and all board mounted components. Delivery is normally within 7 days, and we hope to have all the new kits in stock by the time this appears in print. Help, advice and sales are only a phone call away (office hours), but please send an SAE if you would just like a catalogue, or specific product information sheets.

P&P is £1.00 per order.

73 from Dave G4KQH, Technical Manager



The new Antex guide to Temperature Controlled Soldering

- New Temperature-Control Products Launched
- "How to choose the Right Iron" section.
- Full technical specifications of the whole Antex range.

Complete the coupon or clip to your business card and send for your copy of "Precision Soldering"

Name _____
Company _____
Address _____



ELECTRONICS

Mayflower House, Armada Way, Plymouth, Devon, PL1 1JX
Tel: (0752) 667377 Telex: 45296 Fax: (0752) 220363

RST

RST MAIL ORDER CO.
LANGREX SUPPLIES LTD.
1 MAYO ROAD,
CROYDON,
SURREY CR0 2QP.
**SPECIAL EXPRESS
MAIL ORDER SERVICE**

AZ31	£p	EM81	2.50	PL519	6.00	6AK5	5.99	6KD6	9.00
CL33	2.75	EM87	2.50	PL802	6.00	6ALS	1.50	6LGG	7.50
DY867	1.50	EN91	6.50	PY33	2.50	6AM6	6.02	6LGGC	7.50
DY802	1.50	EY51	2.75	PY81	1.50	6AN5	4.75	6LT	2.50
E88CC	10.33	EY86	1.75	PY82	1.50	6ANBA	3.50	6LQ6	7.50
E180F	12.05	EY88	1.75	PY83	1.25	6AQ5	3.25	6Q7	3.75
E810F	35.48	EY500A	3.00	PY88	2.00	6AR5	25.00	6RH86KN8	
EABCB0	1.25	EZ80	1.50	PY500A	4.00	6AS6	8.66	6SA7	3.00
EB91	1.50	EZ81	1.50	PY800	1.50	6ASTG	8.75	6SC7	2.75
EBF80	1.50	GY501	3.00	PY801	1.50	6AUSG	5.00	6SG7M	2.50
EBF89	1.50	GZ32	4.00	QV02-6	38.00	6AU6	2.50	6SJ7	3.25
EC91	8.00	GZ33	4.75	QV03-10	26.25	6AW8A	3.75	6SK7	3.00
ECC33	4.50	GZ34	5.00	QV03-20A	48.38	6B7	3.25	6SL7GT	3.00
ECC35	4.50	GZ37	4.75	6B8	3.25	6BS7	1.50	6SN7GT	3.00
ECC81	1.75	KT61	5.00	6BA6	1.50	6B6	1.50	6T8A	2.75
ECC83	1.75	KT66	15.00	6BA7	5.00	6B8A	1.50	6T8B	2.75
ECC82	1.75	KT77 Gold Lion	46.00	6B7	3.25	6B8B	1.50	6T8C	2.75
ECC85	1.75	KT88	15.00	6B8	3.25	6B8C	1.50	6T8D	2.75
ECC88	3.50	N78	15.00	6B8E	3.25	6B8D	1.50	6T8E	2.75
EC91	8.93	OA2	3.25	6B8F	3.25	6B8G	1.50	6T8F	2.75
ECF80	1.50	OB2	4.35	6B8H	3.25	6B8I	1.50	6T8G	2.75
ECH35	3.00	OC3	2.50	6B8J	3.25	6B8K	1.50	6T8H	2.75
ECH42	3.50	OD3	2.50	6B8L	3.25	6B8M	1.50	6T8I	2.75
ECH81	3.00	PC86	2.50	6B8N	3.25	6B8P	1.50	6T8J	2.75
ECL80	1.50	PC88	2.50	6B8Q	3.25	6B8R	1.50	6T8K	2.75
ECL82	1.50	PC92	1.75	6B8S	3.25	6B8T	1.50	6T8L	2.75
ECL83	3.00	PC97	1.75	6B8U	3.25	6B8V	1.50	6T8M	2.75
ECL86	1.75	PC99	1.75	6B8W	3.25	6B8X	1.50	6T8N	2.75
EF37A	5.00	PCF80	2.00	6B8Y	3.25	6B8Z	1.50	6T8O	2.75
EF39	2.75	PCF82	1.50	6B9A	3.25	6B9B	1.50	6T8P	2.75
EF41	3.50	PCF86	2.50	6B9C	3.25	6B9D	1.50	6T8Q	2.75
EF42	4.50	PCF801	2.50	6B9E	3.25	6B9F	1.50	6T8R	2.75
EF50	2.50	PCF802	2.50	6B9G	3.25	6B9H	1.50	6T8S	2.75
EF54	5.00	PCF805	1.70	6B9I	3.25	6B9J	1.50	6T8T	2.75
EF55	3.50	PCF808	1.70	6B9K	3.25	6B9L	1.50	6T8U	2.75
EF80	1.75	PCH200	3.00	6B9M	3.25	6B9N	1.50	6T8V	2.75
EF86	5.00	PCL82	2.00	6B9P	3.25	6B9Q	1.50	6T8W	2.75
EF91	2.95	PCL83	3.00	6B9R	3.25	6B9S	1.50	6T8X	2.75
EF92	6.37	PCL84	2.00	6B9T	3.25	6B9U	1.50	6T8Y	2.75
EF183	2.00	PCL85	2.50	6B9V	3.25	6B9W	1.50	6T8Z	2.75
EF184	2.00	PCL86	2.50	6B9X	3.25	6B9Y	1.50	6T9A	2.75
EH90	1.75	PCL805	2.50	6B9Z	3.25	6B9A	1.50	6T9B	2.75
EL32	2.50	PD500	6.00	6B9B	3.25	6B9C	1.50	6T9C	2.75
EL33	5.00	PFL200	2.50	6B9D	3.25	6B9E	1.50	6T9D	2.75
EL34	5.00	PL36	2.50	6B9F	3.25	6B9G	1.50	6T9E	2.75
EL36	2.50	PL81	1.75	6B9H	3.25	6B9I	1.50	6T9F	2.75
ELL80	25.00	PL82	1.50	6B9J	3.25	6B9K	1.50	6T9G	2.75
EL81	5.25	PL83	2.50	6B9L	3.25	6B9M	1.50	6T9H	2.75
EL84	2.25	PL84	2.50	6B9N	3.25	6B9P	1.50	6T9I	2.75
EL86	2.75	PL85	2.50	6B9Q	3.25	6B9R	1.50	6T9J	2.75
EL91	7.39	PL86	2.50	6B9S	3.25	6B9T	1.50	6T9K	2.75
EL95	2.00	PL87	2.50	6B9U	3.25	6B9V	1.50	6T9L	2.75
EL96	2.00	PL88	2.50	6B9W	3.25	6B9X	1.50	6T9M	2.75
EL360	18.50	PL89	2.50	6B9Y	3.25	6B9Z	1.50	6T9N	2.75

Tel. 01-684 1166

Open daily to callers: Mon-Fri 9 a.m.-5 p.m.

Valves, Tubes and Transistors - Closed Saturday

Terms C.W.O. only, allow 7 days for delivery.

Quotations for any types not listed S.A.E.

Post and packing £1.00 per order

Prices excluding VAT add 15%

Fax: 01-684 3056

Telex 946708

Prices correct when going to press

Siskin Electronics

For RF Data Communications Products

Packet Radio



Pac-Comm

TNC-220	Dual port (HF/VHF) very popular	£139.00
TINY-2	Single port VHF TNC, Great Value	£109.95
Micro-2	Low power (40mA) TNC, high spec	£139.00

AEA

PK-88	Low price TNC from AEA	£109.95
PK-232	Packet/Ascii/CW/Amtor/RTTY/WEFAX and NAVTEX	£269.95

KANTRONICS

KPC-2	VHF/HF TNC, WEFAX and PBBS inc.	£159.00
KPC-2400	Packet all 1200 and 2400 baud!!	£197.00
KAM	Packet/CW/RTTY/Ascii/Amtor/WEFAX, KA-NODE and PBBS inc.	£265.00

Phone for a copy of our new Scanner/SWL brochure

Southampton Road,
Hythe, Southampton,
SO4 6WQ,
England.
FAX: 0703-847754

Orders and Information
Phone: 0703-849962

(Personal callers welcome but please phone first)

RADIO AMATEURS EXAM? PASS FIRST TIME!

**Before you enrol check the benefits of
RRC'S unique Home Tuition Service**

RRC has helped thousands of students to success in their examinations with this unique system of postal tuition, one which guides you, step-by-step, to qualify in the shortest possible time. Only The Rapid Results College offers you all these advantages:

- | | |
|---|--|
| <input type="checkbox"/> A qualified personal tutor | <input type="checkbox"/> Free advice before you enrol |
| <input type="checkbox"/> Study material prepared by specialists | <input type="checkbox"/> Telephone Helpline |
| <input type="checkbox"/> Completely self-contained courses | <input type="checkbox"/> Free 'How to Study' Guide |
| <input type="checkbox"/> Handy pocket-sized booklets | <input type="checkbox"/> Instalment Plan |
| <input type="checkbox"/> Personal study programme | <input type="checkbox"/> Free Postage on course material |
| <input type="checkbox"/> Regular marked tests | <input type="checkbox"/> Worldwide Airmail Service |
| <input type="checkbox"/> Courses regularly updated | <input type="checkbox"/> Extra tuition free if you don't pass first time |
| <input type="checkbox"/> 48 hour despatch | |

POST COUPON TODAY FOR FREE RADIO AMATEURS PROSPECTUS
Please send me my prospectus as quickly as possible.

Mr/Mrs/Miss/Ms _____

Address _____



Postcode _____

RRC The Rapid Results College



Dept. JX29, Tuton House, London SW19 4DS. FREE ADVICE: 01-947 7272 (9am-5pm)
PROSPECTUS: 01-946 1102 (24 hour Recordcall Service quoting Dept. No. above)

TX - 3 RTTY/CW/ASCII TRANSCEIVE

The high performance, low cost system

Split-screen, type-ahead operation, receive screen unwrap, 24 large memories, clock, review store, callsign capture, RTTY auto CR/LF, CW software filtering and much more. Needs interface or T.U. **BBC-B/Master** and **CBM64** tape £20, disc £22. **SPECTRUM** tape £35, +3 disc £37 inc. adapter board (needs interface/TU also).

See reviews Dec 87 & Jan 88 issues.

For **VIC20** we have our RTTY/CW transceive program. Tape £20.

RX - 4 RTTY/CW/SSTV/AMTOR RECEIVE

This is still a best-selling program and it's easy to see why. Superb performance on 4 modes, switch modes at a keypress to catch all the action. Text and picture store with dump to screen, printer or tape/disc. An essential piece of software for trawling the bands. Needs interface. **BBC-B/Master**, **CBM64** tape £25, disc £27. **VIC20** tape £25. **SPECTRUM** tape £40, +3 disc £42 inc. adapter board (needs interface also). The **SPECTRUM** software-only version (input to EAR socket) is still available £25.

TIF1 INTERFACE Perfect for TX3 and RX4, it has 2-stage RTTY and CW filters and computer noise reduction for excellent reception. Transmit outputs for MIC, PTT and KEY. Kit £20 (assembled PCB + cables, connectors) or ready-made £40, boxed with all connections. Extra MIC leads for extra rigs £3 each. State rig(s). Interface available only with TX-3 or RX-4 software.

WORLD AND UK/EUROPE MAP LOCATOR Maps, great circles, distances, bearings, contest scores. Lat/long, locators, NGR, hundreds of placenames. **BBC-B/Master**, **ELECTRON** ONLY. Tape £10.

LOCATOR Distances, bearings, contest scores. Lat/long, locators. **SPECTRUM**, **CBM64**, **VIC20** tape £7.

And for **BBC-B/Master**, **SPECTRUM**, **ELECTRON**, **CBM64**, **VIC20**.

MORSE TUTOR 1-40 wpm. Learn by ear, practise using random letters, figures, punctuation, words. 40 plain language texts supplied or type your own. With learning guide, tape £6.

LOGBOOK Date, band, mode, call and remarks. Instant callsearch. Log printout. Tape £8.

RAE MATHS Unlimited practice and testing for the exam calculations. Tape £9.

All **BBC** and **CBM64** programs are available on **DISC** at £2 extra.

NEW!! PEP BOARD Converts any RF power meter to read p.e.p. Assembled and tested PCB + mounting kit and instruction £12.

Prices include VAT and p&p, 1st Class inland, airmail overseas, normally by return. Eire, C.I., BFPO deduct 13%.



technical software (P.W.)

Fron, Upper Llandwrog, Caernarfon LL54 7RF.

Tel. 0286 881886



Yaesu

FT167	HF Transceiver	1599.00	(—)
FEX767(2)	2m Module (767)	169.00	(3.00)
FEX767(70)	70cm Module (767)	215.00	(3.00)
FEX767(6)	6m Module (767)	169.00	(3.00)
SP767	Speaker	69.95	(2.50)
FT290	MkII New Super 290	429.00	(—)
FT690	MkII 6m M/Mode 2.5W	399.00	(2.00)
YHA15	2m Helical	7.50	(2.00)
YHA40D	70cm 12-wave	22.00	(2.00)
YMA40	Speaker Mike	23.00	(2.00)
MMB15	Mobile Bracket	14.56	(2.00)
FT73R	2m Mini HH	209.00	(3.00)
FN89	70cm Mini HH	229.00	(3.00)
FN89	Nicad Battery Pack (23/73)	34.50	(2.00)
FN810	Nicad Battery Pack (23/73)	34.50	(2.00)
FN811	Nicad Battery Pack (23/73)	67.85	(2.00)
NC-18C	Charger (23/73)	17.71	(2.00)
SMC28	Charger (23/73) 13A Plug	17.71	(2.00)
NC-23	Base Charger (23/73)	17.71	(2.00)
PA6	Base Charger (23/73)	69.00	(3.00)
MH12A2B	Car Adapter/Charger (23/73)	24.15	(2.00)
MH18A2B	Speaker Mic	31.05	(2.00)
FT727R	Speaker Mic Miniature (23/73/727)	31.05	(2.00)
FN83	2m/70cm HH	425.00	(3.00)
FN84	Spare Battery Pack	41.00	(2.00)
FN85	Empty Cell Case	46.00	(2.00)
FT9600M	60-950MHz Scanning RX	10.00	(2.00)
PAAC	Power Supply for 9600	509.00	(—)
MMB10	Mobile Bracket	10.00	(2.00)
NC9C	Charger	11.50	(2.00)
PA3	Car Adapter/Charger	21.85	(2.00)
YM24A	Speaker Mike	31.05	(2.00)
FRG8900	HF Receiver	649.00	(—)
FRG9000	Converter 118-175 for above	100.00	(2.50)
FR7700	RX ATU	59.00	(2.50)
MH188	Hand 600 8pin mic	21.00	(2.00)
MD188	Desk 600 8pin mic	79.00	(2.00)
MF1A3B	Boom mobile mic	25.00	(2.00)
YH77	Lightweight phones	19.99	(2.00)
YH55	Padded phones	18.99	(2.00)
YH1	Lweight Mobile Hset-Boom mic	28.75	(2.00)
SB1	PTT Switch Box 200/708	22.00	(2.00)
SB2	PTT Switch Box 290/730	22.00	(2.00)
SB10	PTT Switch Box 270/200	22.00	(2.00)
FT736 NEW	270cm 25W Base Stn	1,359.00	(—)
FT747X	160-10 All mode TX Gen. Cov.	659.00	(—)
FT231R	23cm FM Transceiver	475.00	(—)
FT211R	2m 45W FM Mobile	309.00	(—)
FT212R	New 2m 45W FM Mobile	345.00	(—)

Datong Products

PC1	Gen. Cov. Con.	137.40	(2.50)
VLF	Very low frequency conv.	34.90	(2.50)
FL2	Multi-mode audio filter	89.70	(2.50)
FL3	Audio filter for receivers	129.00	(2.50)
ASP/B	r.f. speech clipper for Trio	82.80	(2.50)
ASP/A	r.f. speech clipper for Yaesu	82.80	(2.50)
ASP	As above with 8 pin conn	89.70	(2.50)
D75	Manual RF speech clipper	56.35	(2.50)
D70	Morse Tutor	56.35	(2.50)
RFA	RF switched pre-amp	36.00	(2.50)
AD270-MPU	Active dipole with mains p.s.u.	51.75	(2.50)
AD370-MPU	Active dipole with mains p.s.u.	69.00	(2.50)
DC144/28	2m converter	39.67	(2.50)
ANF	Automatic notch filter	67.85	(2.50)
SRB2	Auto Woodpecker blander	86.25	(2.50)
RFA	RF switched pre-amp	36.00	(2.50)

Instant credit available
Mail/Telephone order by cheque or
credit card. Cheques cleared before
goods despatched. (E&OE)



OPEN TUES.-SAT. 9.00-5.30
(CLOSED MONDAYS)

STOCK ITEMS USUALLY
DESPATCHED WITHIN 48 HRS.

DELIVERY/INSURANCE PRICES
IN BRACKETS

icom

IC761	New Super HF Transceiver	2459.00	(—)
IC751A	HF Transceiver	1500.00	(—)
IC735	New HF Transceiver	979.00	(—)
AT100	100W ATU (75/745)	379.00	(3.50)
AT150	150W ATU (735)	529.00	(3.50)
PS55	Ext PSU (735)	192.00	(3.00)
IC290D	50MHz multi-mode portable	529.00	(—)
IC28E	2m 25W M/Mode	559.00	(—)
IC28H	2m 45W FM	359.00	(—)
IC Micro	2E New Mini HH	249.00	(3.00)
IC2E	2m The Original HH	235.00	(3.00)
IC27E	2m HH	279.00	(3.00)
IC275E	New 2m 25W Base Stn	1069.00	(—)
IC4E	70cm HH	285.00	(3.00)
IC4E	70cm HH	319.00	(3.00)
IC48E	70cm 25W FM Mobile	455.00	(3.00)
IC490	70cm 10W M/Mode	625.00	(—)
IC2000	2m/70 Dual Band FM Mobile	564.00	(—)
IC12E	23cm HH	449.00	(3.00)
ICR71	Gen Cov RX	855.00	(—)
VHF-UMF Scanner		969.00	(—)
AH7000	25-130MHz Discone	82.50	(3.00)
SP3	Ext Speaker	64.00	(2.00)
CK70	DC Cable (R70/R71)	8.00	(2.00)
EX257	FM Board (R70/R71)	43.00	(2.50)
GC5	World Clock	14.38	(2.00)
DC2	Waterproof Bag all Icom HH	74.75	(2.50)
BC35	Desk Charger	32.20	(2.00)
BP3	Battery Pack 8.4V (2/4E/02/04E)	9.75	(2.00)
BP4	Empty Battery Case (2/4E/02/04E)	63.25	(2.50)
BP7	Battery Pack 10.6V	78.20	(2.50)
BP8	Battery Pack 8.4V	74.75	(2.50)
CP1	12V Charge Lead BP3/7/8	7.48	(2.00)
DC1	DC/DC converter operate from 12V	18.40	(2.00)
FA2	2m Helical BNC	9.75	(2.00)
FA3	70cm Flexible 1/4 wave Antenna (BNC)	9.75	(2.00)
HM9	Speaker/Mic	23.00	(2.50)
HS10	Head set Boom Mic	22.00	(2.00)
HS10A	Vox Unit HS10 (02/04E only)	26.45	(2.00)
HS10SB	PTT SW Box HS10	23.00	(2.00)
LC1	Leatherette Case 2E/4E + BP5	9.20	(2.00)
LC3	Leatherette Case 2E/4E + BP3	9.20	(2.00)
LC11	Leatherette Case 02E/04E + BP3	9.20	(2.00)
LC14	Leatherette Case 02E/04E + BP5/7/8	9.20	(2.00)
SS1	Shoulder Strap	11.50	(2.00)
SM6	600ohm 8P Base Mic	48.00	(2.50)
SM8	1.3u/800u 8P Base Mic	86.00	(2.50)
SM10	Comp/Graphic Mic	120.00	(3.00)

CW Keyers

VIBROPLEX	lambic Standard	63.33	(3.00)
	lambic Deluxe	78.09	(3.00)
	Vibrokeyer Standard	63.38	(3.00)
	Vibrokeyer Deluxe	78.09	(3.00)
	The Original Standard	73.54	(3.00)
	The Original Deluxe	82.74	(3.00)

BENCHER	Squeeze Key, Black base	67.42	(3.00)
	Squeeze Key, Chrome base	76.97	(3.00)

STARMASTER	Electronic Keyer Unit (No Paddle)	54.70	(3.00)
	Electronic Memory Keyer (No Paddle)	95.00	(3.00)

KENWOOD

TS940S	9 Band TX General Cov RX	1995.00	(—)
AT940	Auto/ATU	244.88	(3.00)
SP940	Ext Speaker	87.55	(3.00)
TS930S	9 Band TX General Cov RX	1695.00	(—)
AT930	Auto/ATU	206.03	(3.00)
SP930	Ext Speaker	86.23	(3.00)
TS940	9 Band TX General Cov RX	1138.81	(—)
AT940	Auto/ATU	144.82	(3.00)
PS50	H/Duty PSU	222.49	(3.00)
TH205	All Band ATU/Power Meter	208.67	(3.00)
SP230	External Speaker Unit	66.49	(3.00)
PS430	Matching Power Supply	173.78	(3.50)
SP430	Matching Speaker	40.81	(3.00)
SM220	Station Monitor	343.62	(3.50)
BS8	Band Scope Unit (830/940)	77.00	(2.50)
TL922	10/160 2KW Linear	1495.00	(7.00)
TH21	2M Mini HH	189.00	(3.00)
TH41	70cm Mini HH	218.00	(3.00)
TH205	2M HH	215.26	(3.00)
TH215	2M HH Keyboard	252.13	(3.00)
TR751	2M 25W M/Mode	599.00	(—)
TS711	2M 25W Base Stn (New Low Price)	899.00	(—)
TS811	2M 25W Base Stn (New Low Price)	999.00	(—)
R2000	Gen Coverage HF/RX	599.00	(—)
R2000	118-174MHz Converter (R2000)	161.94	(2.50)
R5000	General Coverage HF/RX	875.00	(—)
VC20	118-174MHz Converter (R5000)	167.21	(2.50)
B12	Empty Battery Case TH2141	11.86	(2.00)
DC21	DC Power Supply TH2141	25.00	(2.00)
EB2	Ext. Battery Case TH2141	32.77	(2.00)
HMC41	Headset with Vox TH2141	32.91	(2.00)
PB21	Nicad Pack TH2141	24.36	(2.00)
BC6	Desk Charger TH2141	99.00	(2.50)
SC8	Soft Case TH2141	11.86	(2.00)
SMC30	Speaker/Mic TH2142/600	28.31	(2.00)
MC50	4P Desk Mic	46.08	(3.00)
MC60A	8P Desk Mic	89.22	(3.00)
MC80	Electric Desk Mic	53.98	(3.00)
MC85	Desk Mic Audio Level Comp	99.00	(3.00)
MC41	8P Fast Mic	22.22	(2.00)
MC35	4P Fast Mic	21.72	(2.00)
MC55	Mobile Mic (6p o. 8p)	52.67	(3.00)
LF30	HF Low Pass Filter	7.00	(2.00)
HS6	Lightweight H/phones	24.36	(2.50)
HS5	Deluxe H/phones	37.54	(2.50)
TS140	HF 9 Band Gen. Cov. TX/RX	862.00	(—)
TW4100	270cm FM Dual band model SPECIAL	499.00	(5.00)
R21	500-950MHz AM/FM Scanner	465.00	(6.00)

SWR/PWR Meters

HANSEN	130/440 MHz 20/200W	52.75	(2.50)
W205	3.5-150MHz 20/200W	42.75	(2.50)
FS5E			

Miscellaneous

SMCS 2U	2 Way SO239 Switch	18.95	(2.50)
SMCS 2N	2 Way 10 Sks Switch	23.50	(2.50)
Kempco KP21N	2 Way Switch + Socket Deluxe	27.00	(2.50)
T30	30W Dummy Load	10.29	(2.50)
T200	100W Dummy Load	45.00	(3.00)
WAI	200W Dummy Load	65.00	(3.00)
PK232	Wavemeter 120-450MHz	24.95	(2.00)
	Packet/RTTY Terminal	269.95	(3.00)

DATONG ELECTRONICS LIMITED

**For products you can
rely upon to give
amazing results**

For information on **Active Antennas, RF Amplifiers, Converters, Audio Filters, the Morse Tutor and Speech Processors** send or telephone for a free catalogue and selective data sheets as required. All our products are designed and made in Britain. Orders can be despatched within 48 hours subject to availability.



— VISA AND ACCESS WELCOME —



DATONG ELECTRONICS LTD

CLAYTON WOOD CLOSE, WEST PARK, LEEDS LS16 6DE. TEL: 0532 744822.

MERLIN

MERLIN WAY, BOWERHILL,
MELKSHAM, WILTSHIRE SN12 6TJ.
Tel: 0225 706886.

SYSTEMS

NEW SYSTEM

MERLIN SYSTEMS PC Turbo 256K Ram, 8088 CPU, 1 Diskdrive, Hires Mono Monitor, 84 Keyboard, Par printer port, Radio and MSdos software and Merlin Systems backup. £450.00 + £15.00 P&P.

COMPUTER DESK

Up Market desk L 102cm x W 74cm x H 74cm with keyboard recess and cabling trunking. New only £50.00 + £16.00 P&P.

IBM PC CARDS

PC Express Card (300% speed increase). Megaram Card room for up to 2 meg of Ram. Multi IO Card 2 RS232 Ports, 1 Parallel Port, RTC, room for 512K of Ram. All cards new, complete with software and manuals. £38 each (+ £3.00 p&p).

2nd USER SYSTEMS

BBC B with DFS one 40 track SS drive. £250.00. BBC + 128K 1770 DFS, S way rom, one 40 track DS drive. £350.00. IOTEC IONA 64K CPM 2.2.2 40 track DS drives, £160.00. Apple II+ with one disk drive and software. £150.00. FRANKLIN ACE 1000 with disk drive and software this is a Apple compatible. £150.00. P&P £10.00.

COMPUTER PARTS

APPLE cards, S100 cards, PSUs, NEW 12 inch green screen composint input Hires open frame monitor, only needs 12 volts DC. £30.00. P&P £5.00.

NEW

Made by well known Japanese manufacturer, twin cassette mechanism, complete with stereo heads, counter doors and leads only £6.00 P&P £1.00. Complete working LW, MW, FM, stereo music control PCB (the cassette plugs in) only £5.00 P&P £1.50.

RADIAL ELECTROLYTICS

10 x 47uf 25v	30p	5 x 3300uf 25v	1.30
10 x 22uf 10v	30p	2 x 3400uf 40v	75p
10 x 22uf 25v	35p		
10 x 47uf 25v	35p	1 x 1 E C 1amp mains filter socket	1.25
10 x 47uf 35v	40p	1 x 1 E C 3amp mains filter socket	1.50
5 x 47uf 250v	60p	1 x 1 E C 6amp mains filter socket	1.75
10 x 100uf 10v	35p	5 x push latching pcb switches	70p
10 x 220uf 10v	35p	5 x slide pcb switches	70p
10 x 220uf 16v	35p	10 x phono plugs	50p
10 x 220uf 25v	40p	5 x 240v panel neons	70p
10 x 220uf 40v	45p	5 x 24v panel lamps	70p
10 x 220uf 50v	45p	5 x MES lamp holders	50p
10 x 47uf 25v	35p	5 x 2way 3pole switches with knobs	1.20
10 x 47uf 50v	35p	4 x 4way dill switches	30p
10 x 1000uf 25v	35p	5 x 1.7amp 200v bridge rectifiers	1.20
		3 x 1amp 50v bridge rectifiers	50p
		10 x 5mm x 2mm red leds	1.00
		3 x 5mm x 2mm green leds	1.00

POWER ELECTROLYTICS

5 x 50uf x 50uf 200v	60p		
2 x 220uf 315v	1.75	MERLINS KIT PACKS	
2 x 220uf 400v	2.00	1 x mixed power capacitors	1.75
2 x 470uf 200v	1.50	1 x mixed pf capacitors	1.50
2 x 15000uf 25v	1.75	1 x mixed axial electrolytics	1.50
2 x 22000uf 25v	2.00	1 x mixed wire wound resistors	2.20

PAYMENT: Credit card, cheque, PO, cash, Post and Packing, up to £10.00 add £1.50, £10.00 to £20.00 add £1.00. Please add VAT to total.

GAREX ELECTRONICS

WEATHER SATELLITE SYSTEMS

★ NEW ★ NEW ★ NEW ★ NEW ★ NEW ★ NEW ★

SPECTACULAR NEW ATARI ANIMATED SYSTEM

Garex are proud to announce that they have been appointed sole UK dealer for this incredible new Timestep product. Following on from Timestep's phenomenal success in the education market a special low cost Atari ST version of their animation system is now available. Simply plug in your existing receiver to view amazing pictures. For the ultimate, add a Meteosat receiver for unbelievably smooth 15 frame animation that is completely automatic once set up. Just watch the clouds roll by! New pictures are added twice an hour if required, the oldest being discarded automatically. This sophisticated package will run on any Atari ST1040 and compatible colour monitor, comes complete with all software and colour-keyed Atari interface unit.

£299.00

Optional 16 grey scale adaptor for colour monitor

£24.95

For those who would like a one-stop-shop, we offer the complete package of a ready-to-run system: Meteosat Dish & Receiver, Atari Interface Unit, Grey Scale Adaptor, 14" Colour Monitor, Atari ST1040 Computer, Software (including Demo-disc) AND, OF COURSE, ALL PLUGS AND CABLES.

On your doorstep £1,695.00

COMPACT FRAME STORE SYSTEM

The basic MICROWAVE METEOSAT system, no complications, a complete plug in and go package requires no computer, no software, and can be up and running, including dish alignment within 10 minutes. Nothing more to buy: Dish, Microwave Receiver, Frame Store, 12" B/W Monitor AND ALL PLUGS AND CABLES. Designed by Timestep, supplied by Garex. £995.95

137MHz VHF SATELLITE ACCESSORIES

137MHz Active Antenna + 35m cable

£74.75

137MHz 10 channel Receiver

£155.25

SAE for full details and prices of other 'separates'

GAREX VHF RECEIVERS

The celebrated Timothy Edwards designs now owned & manufactured by GAREX.

- ★ A simple but versatile design capable of covering spot frequencies in the range 25-200MHz.
- ★ Excellent sensitivity (typically better than 0.4µV for 12dB SINAD).
- ★ Double superhet (10.7MHz and 455kHz IFs).
- ★ Choice of IF bandwidths from "W-SAT" to "12.5kHz" PMR standards.
- ★ The basic receiver is single channel crystal controlled.
- ★ Multichannel option.
- ★ 2 watt audio output stage having a low quiescent current.
- ★ Size: 153 x 33 x 13mm. ★ Requires 10-14V DC supply.

PRICES Stock Versions: (fully assembled, aligned & tested boards) 6m, 4m, 2m & Weather Sat. £49.95

Complete cased versions & special options: details & prices on request. Crystals can be supplied if required; most popular 2 metre frequencies and the currently active Weather satellites are readily available. Crystal prices on request.

★ Mains power supply module:

£15.50

GAREX VHF PREAMPLIFIERS

★ Compact size: 34 x 9 x 15mm

★ Up to 26dB gain

★ Can be made for any frequency in the range 40-200MHz

★ 3dB bandwidth ±3MHz (at 145MHz)

★ Uses BF981 (0.7dB NF at 200MHz)

★ Input & output impedance 50 ohms

★ 1dB compression: +10dBm

★ Saturated output: +15dBm

★ Supply voltage 8-17V DC at 5-10mA

Stock Versions: (fully assembled, aligned & tested boards) 6m, 4m, 2m, & Weather Sat. £11.45

Other versions: prices & details on request.

★ HIGH PERFORMANCE ★ 2 meter PRE-AMPLIFIER

★ 3 Band-pass stages for improved selectivity.

★ 16dB gain with 1dB NF. ★ Switches 35 watts.

★ RF switched (fail-safe action): gas-filled relays.

Assembled, tested

£42.50

Boxed Version

£49.95

Gas-filled Relays as used in pre-amp:

£4.95

MAINS DISTRIBUTORS FOR REVCO ELECTRONICS LTD.

Prices include UK P&P and 15% VAT
Ask for details of our Interest Free Credit

GAREX ELECTRONICS

HARROW HOUSE, AKEMAN STREET, TRING HP23 6AA

TEL: TRING (044282) 8580

and CHEDDINGTON (0296) 668684

Callers by appointment only



ARE COMMUNICATIONS

The very latest "2 in 1"
ICR7000HF Receiver
500KHz — 2GHz



EXCLUSIVE TO A.R.E. COMMUNICATIONS

YES, 500KHz to 2GHz CONTINUOUS receive in one unit. Using the ICR7000 multimode facilities, this probably makes the "2 in 1" ICR7000HF Receiver the most versatile scanner available today. Because of the enormous frequency coverage, the ICR7000HF has 200 mode sensitive channels for increased flexibility.

With excellent strong handling characteristics, using a direct fed Double Balanced Mixer, the need for a pre-amp is unnecessary.

Compare the price of an ICR71E at £855 and an ICR7000 at £989!!

Available from stock, the new ICR7000HF.

Only £989.00 incl. VAT. Phone 01-997 4476 for immediate delivery.

*Also available as an after-fit to your existing ICR7000 only £129 incl. VAT.

Opening Hours Monday — Friday 9.30 to 5.30
NOW OPEN SATURDAY MORNINGS 10-1pm



ARE Communications Limited, 6 Royal Parade,
Hanger Lane, Ealing, London W5A 1ET, England

Fax 01-991 2565

Tel 01-997 4476



Equipment Prices

Every time I read through the latest copy of *PW*, I find myself reeling back with horror at the cost of today's rigs. And I can hardly

suppress a laugh when one advert states "at a price I can afford" I. Whoever puts the prices on the present-day rigs must live in another world — well not in my world anyway.

Any newcomer who enters our hobby and scans the adverts will come to the conclusion that amateur radio is a rich man's hobby. Do the advertisers know that there are almost two million people unemployed and living on the breadline? Where on earth do they expect to get the customers from?

Speaking for myself, I

have to make do with scrap rigs and hope they don't cost much to get going. One point in favour of this is that I gain experience as I go along. I certainly can't afford one of these new rigs, yet. Instead, I shall keep on scratching amongst my junk box. Still, I wouldn't change this hobby for the world.

**T. Heslop
Durham**

Despite what Mr Heslop says, the expensive, all-singing, all-dancing rigs do sell, and in surprising numbers. It never ceases to amaze me to see the number of people at rallies who will produce a fat roll of

bank-notes to make their purchases, and often the brisk business is done at the rallies held in areas with the highest unemployment figures.

Having said that, I can only agree that the prices quoted must frighten off many a potential new recruit to the hobby. We really do need more publicity given to the availability of second-hand equipment and to kits, at prices which will encourage people to have a go at getting their licence. They need to know that they can try the hobby without spending a fortune on day one. — Ed.

Rallies

I am instructed by the Committee of the Telford Amateur Radio Rally Group to express our disquiet at the lack of major amateur radio traders at recent amateur radio rallies, including our own major event in September.

We were approached by many visitors to the Rally who were of the same view,

and we feel it necessary to bring this opinion to the attention of the traders concerned.

While we fully understand that the overriding concern in this competitive world is to have a commercially viable operation, we would like to forward the view that perhaps amateur radio, and indeed the traders themselves, were done a disservice by this absence.

One appreciates that perhaps a prospective buyer is not inclined to conclude a deal for an expensive piece of equipment in the hurly burly of a radio rally. We do however feel that such an event can be the showcase for such equipment, and the viewing and comparison of the goods available is to the advantage of all.

We would therefore enjoin those traders concerned to

carefully weigh this view, which originates not only from us the organisers, but also those who they should value the most, their prospective customers, when they consider rally attendance.

**Martyn Vincent G3UKV
Hon. Sec.
The Telford Rally
Committee**

See "Comment" this month.—Ed.

PW COMMENT

Radio Rallies

THE LETTER FROM THE TELFORD RALLY COMMITTEE, published this month, highlights a growing problem for organisers, traders and customers alike. Over the past few years, the number of rallies has steadily increased, and it has now reached the stage where, unpalatable as the fact may be, there are simply too many.

Almost every weekend from spring through to autumn there are two or three radio rallies taking place somewhere around the country. Taking a stand at any one of them involves a commitment of staff time, transport, and stock. For a small trader, this could involve serving in a shop all day Saturday, loading a van with rally stock, snatching a few hours' sleep and then getting up in the wee small hours of Sunday morning to drive to the rally, set up the stand and lay out the stock, serve customers all day long, then clear stock and stand away into a van, drive home, snatch another few hours' sleep in time to open up the shop again on Monday morning. Or if it's just too far to drive both ways safely in a day, there will be the cost of at least one night in an hotel.

Sometimes, with two popular rallies taking place on one weekend, a family firm may send the husband to one rally, the wife to another, which is likely to add an overtime bill to all the other expenses to cover back-up staff — it's not practical to man a stand single-handed.

For larger traders, the transport and overtime costs become even more significant.

Whatever the size of company, there is a limit to the number of weekends that can be devoted to rallies, without the remainder of the business, and the personal lives of the staff, suffering. Having manned the *PW/SWM* stand at 11 of the 23 events we've attended this year, I speak from experience!

Just how much trade will actually be done at a rally by a trader will depend on the type of business he is in. For some it

is a publicity exercise, where the main aim is to show their products, discuss them with visitors and give out literature in the hope that orders will come in later as a result. Antenna mast dealers are a prime example of this. Others, such as component dealers, hope mainly to take money on the day, with little follow-on business except for those who run a catalogue or advertisement mail-order service. The equipment importers and dealers come somewhere between these two extremes, with some goods sold on the day, and a few customers progressed along the road to making their mind up about buying a new rig.

Whenever it may be that the money comes in, the trader does need to make some sales to offset his costs in attending the rally. Radio amateurs will travel amazing distances to attend rallies, and if there are too many events on one day, the number of customers will obviously be less at each one. It is an unfortunate fact of life for the organising clubs that some rallies are almost certain to disappear from the calendar eventually, because they will not get the necessary level of support from traders and public. Strangely, the popularity of individual events does not always seem to be related to the attraction of the venue, ease of access and parking, standard of catering, bar and toilet facilities. We radio amateurs can be a pretty unfathomable lot!

Could it be that the annual RSGB National Convention at the Birmingham NEC will be one of the first casualties? In 1988, the Society's 75th Anniversary year, under 7 500 visitors came over three days, yet the year the show moved from London to the Midlands, there were 4000 through the doors in the first hour of the first day!

I understand that the RSGB's involvement in staging rallies and exhibitions is under detailed discussion at the present time, and it could well be that there will be some changes there in the near future.

Geoff Arnold

RSGB Project YEAR

Having read the comments of Alan Lake G4DVW on the subject of the RSGB's "YEAR" Project, I can only whole-heartedly agree with all that he said on the matter.

Just who is it that has called for the introduction of a student or novice licence? The results of a reader survey carried out in *PW* of November 1985 showed two thirds of licence holders and nearly one third of non licence holders taking part were against a novice licence. Surely views on this important subject could not have changed significantly in three years.

It cannot be in the best interest of amateur radio to pander to the minority who want something for nothing. The only sensible way forward is to introduce an

advanced exam, which could be taken by both Class A and Class B licence holders. The exam would include all the subjects that are in the RAE, but to a higher standard. On passing the advanced examination, the candidates could apply to have their licence varied to allow their station to be used by non-licensees while under the direct supervision of the licence holder. This would allow hands-on training for newcomers and give present licence holders some objective to improving their skills. Let us improve standards, not lower them.

Colin Topping GM6HGW
St. Andrews, Fife.

I understand that correspondence received at RSGB HQ is overwhelmingly in favour of the student/novice licence idea. It will be interesting to see the results of our survey in October PW when the questionnaires have

thousand ships.

Like the farad, the unit was obviously too large for practical purposes. The millihelen, such beauty as would launch a single ship, seemed more likely to find application in the modern world.

But, looking at the faces around me, I think we would be well served with picohelens, for I cannot see one that would do more than float the odd plank.

Can it be that the unit fell into disuse for lack of

Send your letter to the Editorial Offices in Poole, the address is on our Contents page. Writer of the Star Letter each month will receive a voucher worth £10, to spend on items from our PCB or Book Services, or on *PW* back numbers, binders, reprints or computer program cassettes. And there's a £5 voucher for every other letter published.

Letters must be original, and not duplicated to other magazines. We reserve the right to edit or shorten any letter. Brief letters may be filed via our Prestel Mailbox number 202671191. The views expressed in letters are not necessarily those of *Practical Wireless*.



been analysed, to find out whether the views of our readers have changed since 1985.

Incidentally, eavesdropping on a discussion among a group of amateurs at the Leicester Rally, I heard a comment which set me thinking: Was there ever a significant number of youngsters joining the hobby, or were new amateurs always predominantly from more mature age groups? And if so, what are the chances of changing that situation now, when interest in amateur radio is declining all over the world? — Ed.

Radio 2 Quality

Further to Mr Anthony Hopwood's letter in October *PW* regarding poor a.m. quality on BBC Radio 2, I too have investigated this, having suspected that my a.g.c. was too fast and was responding to the bass, causing distortion. I had also wondered whether there was a very close interfering carrier causing a beat, because the low frequency intermodulation always seemed to be at the same frequency.

Contrary to it being a BBC plot to drive listeners to f.m., for years they have been working a "con" trick by advertising better quality on f.m. but switching the Radio 2 channel to Radio 1 in the late evening. Fortunately this has been discontinued in the last few days, so I am no longer investigating the poor quality, which seems worse at night.

I would strongly recommend Mr Hopwood to change to f.m.!

Donald R. Darkes G8HRI
Leamington Spa

Not on Your Nellie!

Reading the article on units by Phil Williams in November *PW*, I was surprised to find no mention of the helen. This unit was discussed at length in the pages of the *Scientific American* many years ago. It was of course a measure of beauty, and named in honour of Helen of Troy, whose face launched a

application? Perhaps, if someone had invented the reciprocal, the neleh (pronounced nellie, of course), for such looks as would sink a thousand ships, the idea would have caught on.

John S. Grice
Whitley Bay

Come, come, Mr Grice, that's surely a somewhat ungallant comment about the ladies of Whitley Bay. If my recollections serve me, they are as gorgeous as anywhere in the country. — Ed.

Metrication in the USA

I cannot resist throwing my two cents into the metric versus Imperial fracas (*PW* November 1988).

To all intents and purposes, conversion to the metric system here in the US is dead. One hand of the government designates metric measurements for international trade, while the

other parts admit to a metric conversion failure! Only here in the US could something like this happen.

Maybe it's democracy. It could be that America just does not want to change. Far too many of my peers, and those older than me, have no interest in learning another system of measurements. In the 50's and 60's, when I was in school, a half-hearted

attempt was made to teach us the metric system. I have no idea what is being taught today in school. I doubt much time is spent on the metric system.

And so it goes . . .

J. Craig Clark Jr N1ACH,
Asst Publisher, Ham Radio.
The US has certainly not got a monopoly on contrary government decisions. It's recently been announced here that pints of beer and miles of

road will remain in use alongside the metric system.

Meanwhile, in our schools, children are being taught to measure lengths in centimetres, despite the fact that the SI System of Units says you should use only millimetres, metres and kilometres for linear measure. So much for our educators considering the requirements of the engineering industry! — Ed.

**FOR DETAILS OF PW READERS SERVICES
PLEASE SEE PAGE 19**

The IC-725

Some new product information from Icom now. The IC-725 is an h.f. all band transceiver. The specification is: Frequency coverage 30kHz–33MHz (500kHz–30MHz guaranteed) on the receiver and the 1.8–28MHz bands (including the WARC bands) on the transmit side. The modes are u.s.b., l.s.b., a.m. (receive only) and c.w. with an output power of 100W.

Some of the features of the rig are a 105dB dynamic



range, automatic gain control, noise blanker, 10dB receiver pre-amplifiers, 20dB receiver attenuator and r.i.t. There are three modes of scanning available:

programmed, memory and selected mode memory. It also has twenty-six memory channels with channels 23 and 24 able to memorise both receive and transmit

frequencies for split operation.

Optional extras available are a unit for a.m. transmitting and f.m. transmit/receive, and external p.s.u., RS232 computer interface, two 9MHz c.w. filters (500Hz and 250Hz) as well as the usual headphones, etc. For more information on this transceiver, contact: **Icom (UK) Ltd., Sea Street, Herne Bay, Kent CT6 8LD. Tel: 0227 363859.**

Can You Help?

Frank Byrne has an old oscilloscope and the transformer is burnt out, unfortunately he is unable to identify the secondary outputs. The model of the 'scope is 'Heathkit' Laboratory Oscilloscope and it was made by Daystrom Gloucester. If anyone has any information about the instrument, Frank would be pleased to hear from you. You can contact him at: **15 Willington Park, Templeogue, Dublin 12.**

QTI-TNA

QTI-TNA, the Talking Newspaper for blind radio amateurs has now become established at a new base in Lancaster. The service provides cassette recordings of technical items selected from current radio magazines. These are sent to more than 120 blind amateurs worldwide.

It was started eight years ago, initially for about a dozen members, by John Feeley G4MRB and his wife Diz G6DIZ and run from their home in Sheffield. Through their enthusiasm and

dedication this unique service has continued to grow.

Their efforts have been supported and encouraged, both materially and financially, by the electronics industry and the radio press. John, as Chairman, and Diz, as honorary Secretary, resigned at the AGM on July 17 for personal reasons.

QTI-TNA has now moved to Lancaster where it is being run by Harry Longley G0JKT with the help of students from the University of Lancaster.

Support from radio

amateurs in the Lancaster area will be very welcome and further help with funding will be greatly appreciated. Visually handicapped persons who wish to receive the QTI-TNA recordings every fortnight may join the service by making a subscription of £3.50.

If you would like to sponsor a member, you could send a donation or a covenanted subscription. Please contact QTI-TNA through:

Harry Longley, 7 Anderson Close, Lancaster LA1 3JE.

Third Party Traffic

The DTI have announced clarification of regulations for handling third party traffic in the UK.

"Third party traffic should be regarded under two separate headings:

- the passing of messages on behalf of other licensed radio amateurs; and
- the passing of messages on behalf of non-licensed people or organisations.

The DTI is content to accept that the passing of messages on behalf of other licensed radio amateurs (at home and abroad) does not contravene the prohibition against third party traffic to be found in the International Radio Regulations. Clause 8(1) of the licence now makes explicit provisions for this. Regulation 2733 is intended to prevent the amateur service being used for commercial (unlicensed) traffic. If UK radio amateurs were to pass messages on

behalf of unlicensed people or organisations thereby providing a service, then a breach of the Telecommunications Act 1984 would take place.

Passing third party messages initiated by or intended for unlicensed persons is permitted under the terms of the amateur licence under three very limited circumstances. The first two fall under the sub-heading of, and are permissible as part of, "self-training" by the radio amateur:

- During Special Events:** A Special Event Station is established by a licensee with the authority of a Letter of Variation administered by the RSGB on behalf of the DTI. The Variation permits the licensed amateur's station to be used by unlicensed third parties for two minute periods only and then only to discuss trivial matters of personal interest;
- At the request of a 'User Service':** For the purpose of self-training for natural

disaster planning and other exercises promoted by the User Services. (User Services are defined in the licence and consist of the British Red Cross Society, the St John Ambulance Brigade, the County or other Emergency Planning Officer or any United Kingdom police force);

- In the event of natural disasters:** Where the established lines of communications have failed (RR510). Under these circumstances the amateur may, without reference to 'User Services', pass messages on behalf of third parties until the normal communications systems have been restored. Such messages should only relate to matters directly concerned with relief of distress and should be kept as short as possible to avoid further congestion of the airwaves.

The bands identified for this purpose are: 3.5, 7, 10.1, 14, 18.068, 21, 24.89 and 144MHz."

Mains Protection

Spikemodule is a throwaway device which protects against power line overloads. It plugs into an available socket in any IEC320/CEE22 power distribution system. It can absorb lightning induced surges up to 4500A.

Constant excessive surges in the line are controlled by the Spikemodule. If the surges reach an unacceptable level, a small panel on the component body changes colour, indicating that the unit is inoperative and requires replacing.

Operating voltage is 250V a.c., frequency 50Hz and the maximum continuous power rating is 0.6W with a maximum peak current of 4500A. The response time is 25ns.

Rendar Ltd., Durban Road, South Bersted, Bognor Regis, West Sussex PO22 9RL. Tel: 0243 825811.

PEP Module

Until about two years ago, the range of circuits designed by John Fielden GW4NAH were available at rallies and by mail order as ready-made and tested p.c.b.s. Now, Technical Software are producing the p.e.p. module.

The board will convert any power meter to read p.e.p. instead of average power. It is very easy to install and calibrate as well as being effective. Technical Software say that it's much cheaper than paying a lot extra for an s.w.r. meter with a built-in p.e.p. capability. If average power readings are also required, the board is easily switched out of circuit.

The board is available, ready assembled and tested with mounting kit and full instructions for installation, calibration and use for £12.00 including VAT and P&P.

**Technical Software,
Fron,
Upper Llandwrog,
Caernarfon LL54 7RF.
Tel: 0286 881886.**

Gutterless Cars

Many of the modern cars no longer have gutters and some owners are reluctant to use a magnetic mount. Waters & Stanton have introduced a new mobile antenna and mount that will fit most modern cars.

The MB100A mount attaches to either the hatch-back gate or the top of the door lip. It is very small and can be angled in a variety of ways to fit most requirements. The coaxial feed is by a short length of very high quality, tough, ultra thin 50Ω cable that will easily sit in the door jamb without damage. The coaxial cable then changes to a conventional thickness for connection to the transceiver. The antenna socket is TNC. The antennas come with the cable terminated in PL259. They cost £29.95. For further details, contact:

**Waters & Stanton,
18-20 Main Road,
Hockley,
Essex SS5 4QS.
Tel: 0702 206835.**

Catalogues

With over 500 new products, the pages increased to 550 and the print run increased to 210 000, the 1989 Maplin Catalogue is bigger than ever.

Already available is the new Maplin "Winter Collection" brochure featuring all kinds of bargains and ideas. Also available now is the new Maplin Professional Supplies Trade Catalogue.

The 1989 catalogue is available at £1.95 from either W.H. Smith newsagents, Maplin Mail Order or Maplin stores.

1989 Rallies

We've been sent some advance information on rallies for 1989:


January 29: The NARSA Norbreck Radio and Electronics Exhibition (formerly held at Belle Vue in Manchester) will be held in 1989 at the Norbreck Castle Exhibition Centre, Blackpool. Details can be obtained from: **Peter Denton G6CGF. Tel: 051-630 5790.**

February 26: The 2nd Taw and Torridge Rally will be held in the BAAC Halls, The Pill, Bideford in North Devon. These premises are larger than last year. The doors open at 10.30am with talk-

in available on S22. There will be trade stands, a bring and buy, refreshments and a bar as well as ample parking. More details are available from: **G0AYM. Tel: 0805 23776.**

May 7: The Southend & District Mobile Rally will be held at Roach Way Youth Centre, Rochford, Essex. Doors open at 10am. More details from: **Ted G4TUO. Tel: 0702 202129.**

If you are organising a rally and would like us to publish details, send in any information as soon as possible. We must have at least six weeks' notice of events to be sure of being able to mention them.



Portable Logic Analyser

STC Instrument Services has introduced the low-cost Thandar TA1000 portable logic analyser. This unit offers the user optional disassemblers for most 8-bit and 16-bit microprocessors.

They are designed for field service, development and production applications. The unit is capable of capturing data 1K deep across 32 channels at up to 25MHz and can display this information in both "timing" and "list" formats.

Its range of features include multi-level triggering with restart, event count and delay facilities, high impedance (1MΩ/5pF) clock and data inputs to minimise circuit loading and three external clocks with a total of five qualifiers.

All acquisition parameters can be set up using just two menus whilst the use of soft-keys guide the operator at every stage and minimises the number of keystrokes required to achieve desired functions.

Reference data, current data, up to four further acquisitions and 16 set-ups are protected by a battery-backed c.m.o.s. RAM. For further details, contact: **STC Instrument Services, Dewar House, Central Road, Harlow Essex CM20 2TA. Tel: 0279 641641.**


Industrial Batteries

Improvements in Duracell's alkaline technology, which extend the battery life to in excess of three years, have enabled the company to address a new market of back-up emergency power. This is an area traditionally dominated by rechargeable.

There are four batteries in Duracell's new, high capacity, long-life Procell range and they are capable of providing current from a few microamps to 1 amp continuous, with the ability to deliver high pulse currents. The square 6V battery measures 110 x 68 x 68mm and has a capacity of 20Ah. It is available with either coiled spring terminals or with insulated screw

terminals. The PC918 again produces 6V but its larger size provides a capacity of 40Ah. The fourth battery has a voltage of 12V and a capacity of 20Ah.

For more details on these batteries, contact: **Duracell Technical Division, Duracell House, Church Road, Lowfield Heath, Crawley, West Sussex RH11 0PQ. Tel: 0293 517527.**




Frequency Counter

An updated version of the Model 6002D 1.3GHz frequency counter is now available from Global Specialties.

The inclusion of a phase lock loop means that low frequencies up to 10kHz can be measured to an accuracy within 0.01Hz in a time of one second. Three frequency modes are featured with period A providing measurement from 1µs to 200ms. A 10MHz ovened crystal oscillator timebase is also included to ensure temperature stability of ± 0.5 ppm from 10 to 40°C with an ageing stability of 1ppm per year.

Input A is able to accept



signals from 5Hz to 100MHz with an impedance of 1MΩ/20pF. Input B accepts signals from 80MHz to 1.3GHz with a 50Ω impedance.

For more details on the frequency counter, contact: **Global Specialties, 2nd Floor, 2-10 St. Johns Street, Bedford MK42 0DH.**

Oscilloscopes

A new range of low-cost, high-quality oscilloscopes are now available from Tandem Technology Ltd. There are six models in the range with bandwidths of 20 and 40MHz with two or three channels, delay sweep and 1mV/div sensitivity. Also included are X/Y operation, line and TV sync separator circuit with variable hold-off to allow triggering of complex signals.


The units weigh 7.1kg and are transportable, with prices starting from £270. For further details, contact: **Tandem Technology Ltd., Forum, Stirling Road, Chichester, W. Sussex PO19 2EN. Tel: 0243 788703.**

Edge Moulding

ITW Switchpanels have developed a new option for customers of their POSI-KEY switchpanels. The company claims to be the first to offer edge moulding which seals the edge of the switch panel making it rugged and waterproof.

The raw edges, which occur with normal membrane panels, are now hidden and protected thus improving the aesthetics and giving designers the option to bolt the finished sealed switchpanel onto the surface of equipment as opposed to having to cut out a hole for it or produce a custom housing. The plastics moulding is available in a variety of colours and can incorporate a relief of a company logo if required.

The POSI-KEY switchpanels use a small triangular dome which produces an audible "click" when pressed, thus eliminating the need for



artificial beepers or lights. The metal dome provides the actual electrical contact of the switch so there is no possibility of a "click" occurring without electrical contact being made. Being metal also means that the switch can handle larger currents than conventional flexible membranes and offer greater reliability.

For further information, contact: **ITW Switchpanels, 85 Stanley Road, Bournemouth, Dorset BH1 4SD. Tel: 0202 303431.**

Function Generator

Global Specialties now have introduced a new version of the 2001 function generator, known as the 2001A. This model offers continuously variable frequency from 1Hz to over 500kHz.

The new model also features a 10:1 calibrated vernier in six decade ranges, or up to 1000:1 with a ± 2 V sweep input. In addition to high (20V peak-to-peak) and low-level outputs for sine, square and triangle

waveforms, a separate t.t.l. level squarewave is provided. This is buffered to drive thirty t.t.l. loads. The sweep input is d.c. coupled and typically has an impedance of 17.5kΩ. The sensitivity is 0-4V for a full range sweep to 100kHz and 0-1.75V above 100kHz.

The unit weighs 1.6kg with dimensions of 76 x 254 x 178mm and is made in the UK. For more information, contact: **Global Specialties, 2nd Floor, 2-10 St. Johns Street, Bedford MK42 0DH.**

Insulated Ferrules

Klippon has extended its range of insulated ferrules to include the new 0.25mm² and 0.34mm² cable sizes with an overall stripping length of 8mm.

The electrolytic copper ferrules are designed to be

vibration-proof and prevent conductor damage and "whiskering". The range, which features a heat-resistant polypropylene funnel tolerant to 120°C, is available in several colours and is suitable for conductors from 0.25-35mm² (24-2a.w.g.).

Also offered are non-insulated types to DIN 46228. Further details including NATO numbers plus metric, British Imperial and American guides to conductor sizes are featured in the Klippon Cable Preparation Tool Catalogue.

For further details, contact: **Klippon, Power Station Road, Sheerness, Kent ME12 3AB. Tel: 0795 580999.**

Printer Silencers

A new range of printer silencers are available from Electronic and Computer Workshop Ltd. They should reduce printer noise to below the 55dB level, the recommended maximum for an office environment.

The silencers have baffles built-in as standard to reduce noise further. These allow the user to adjust the

paper feed position and when closed noise leakage from the rear of the silencer is reduced. All the silencers are manufactured with 5mm thick perspex in beige melamine with brown edging. They are insulated with a highly absorbent sound deadening material and have a fully insulated base plate.


Another standard fitting is

a fan unit with override switch for efficient cooling. Pneumatic arms give smooth, silent and safe closure of the cover. For further information, contact: **Electronic & Computer Workshop Ltd., Unit 1, Cromwell Centre, Stepfield, Witham, Essex CM8 3TH. Tel: 0376 517413.**

Digital Storage 'Scope

The DSO-2020A 20MHz digital storage oscilloscope makes use of surface mount technology in its internal design.

Each channel has its own a/d converter with a maximum sampling speed of 20ms/s. The trigger level markers superimposed on either side of the digital image provide exact indication of the trigger level selected. Because of the complete trigger system such as: normal, auto, TV line, TV frame, HF rej and ext, which also works in storage mode, complex signals such as a TV test signal can be recorded with automatic line/frame



selection depending on the timebase range.

Other modes available include an automatic hard copy output, "auto plot", a selectable pre/post trigger delay and a digital and analogue magnifier making traces expandable up to 50

times.

For more details on this oscilloscope, contact: **Fieldtech Heathrow Ltd., Huntavia House, 420 Bath Road, Longford, Middlesex UB7 0LL.**

400–1000MHz ranges. The two higher frequency antennas are the first biconics available that operate above 200MHz. The biconic offers several advantages over the often used log-periodic antenna. It is much lighter and easier to mount.

Changing polarisations can be done with the flick of a wrist, without special mounts or counter weights. The antenna pattern is nearly identical to that of a tuned dipole at all frequencies, so correlation of measurements to standards is extremely high. The broadband characteristics of these antennas make them ideal for automated measurements. The balun construction is sturdy enough to handle 100 watts of power.

For further details, please contact: **Fieldtech Heathrow Ltd., Huntavia House, 420 Bath Road, Longford, Middlesex UB7 0LL.**

Biconical Antennas

The B-1000 antenna set is an easy to use antenna system for measurements from 30–1000MHz. It combines the broadband

biconical antenna with an impedance transforming technique to offer unparalleled accuracy and convenience of use. The antennas are accurate enough for taking site attenuation measurements

and, with automated equipment, site attenuation can be run in several minutes.

The B-1000 set consists of three antennas covering the 30–200MHz, 175–425MHz and

OUR SERVICES

QUERIES

We will always try to help readers having difficulties with a *Practical Wireless* project, but please observe the following simple rules:

1. We cannot give advice on modifications to our designs, nor on commercial radio, TV or electronic equipment.
2. We cannot deal with technical queries over the telephone.
3. All letters asking for advice must be accompanied by a stamped, self-addressed envelope (or envelope plus International Reply Coupons for overseas readers).
4. Write to the Editor, "Practical Wireless", Enefco House, The Quay, Poole, Dorset BH15 1PP, giving a clear description of your problem.
5. Only one project per letter, please.

BACK NUMBERS AND BINDERS

Limited stocks of many issues of *PW* for the past 18 years (plus a few from earlier years) are available at £1.40 each, including post and packing to addresses at home and overseas (by surface mail).

Binders, each taking one volume of *PW* are available Price £3.50 plus £1 post and packing for one binder, £2 post and packing for two or more, UK or overseas. Prices include VAT where appropriate.

CONSTRUCTION RATING

Each constructional project is given a rating, to guide readers as to its complexity:

Beginner

A project that can be tackled by a beginner who is able to identify components and handle a soldering iron fairly competently.

Intermediate

A fair degree of experience in building electronic or radio projects is assumed, but only basic test equipment is needed to complete any tests and adjustments.

Advanced

A project likely to appeal to an experienced constructor, and often requiring access to workshop facilities and test equipment for construction, testing and alignment. Definitely not recommended for a beginner to tackle on his own.

COMPONENTS, KITS AND PCBS

Components for our projects are usually available from advertisers. For more difficult items, a source will be suggested in the article. Kits for our more recent projects are available from **CPL Electronics**, and from **FJP Kits** (see advertisements). The printed circuit boards are available from our **PCB SERVICE** (see page 50 of this issue).

CLUB NEWS

If you want news of radio club activities, please send a stamped, self-addressed envelope to **Club News**, "Practical Wireless", Enefco House, The Quay, Poole, Dorset BH15 1PP, stating the county or counties you're interested in.

ORDERING

Orders for p.c.b.s, back numbers and binders, *PW* computer program cassettes and items from our Book Service, should be sent to **PW Publishing Ltd., FREE-POST, Post Sales Department, Enefco House, The Quay, Poole, Dorset BH15 1PP**, with details of your credit card or a cheque or postal order payable to **PW Publishing Ltd.** Cheques with overseas orders must be drawn on a London Clearing Bank.

Credit card orders (Access, Mastercard, Eurocard or Visa) are also welcome by telephone to Poole (0202) 678558. An answering machine will accept your order out of office hours.

SUBSCRIPTIONS

Subscriptions are available at £15.50 per annum to UK addresses, £18 to Europe, and £19 elsewhere (by Accelerated Surface Post). For further details, see the announcement on page 72 of this issue.

Expedition to OV00

One of the most difficult "squares" to obtain towards a Worked All Britain (WAB) award is OV00, a tiny area of beach at the foot of 150m cliffs on the North Yorkshire coast twixt Scarborough and Whitby, where operation is possible only at low tide. Steve Bryan G1SGB retells how a stalwart band of enthusiasts activated that square in April 1988.



It was just 1200UTC (GMT) when I pulled into the farmyard of Mr and Mrs White at Bent Riggs Farm. After exchanging pleasantries, I was directed to the field which was to become our home for the next few days and where the control station would be situated during the activation of OV00. As I entered the field I noticed the very deep ruts that were sure to cause some problems for the caravans that were to arrive later. I never thought I would be the first victim as I inched forward into the field.

My motor-home progressed through the ruts and just as I thought that I had cleared the worst of them I heard an almighty bang and the van lurched sideways. Realising that if I stopped I would not be able to start again, and also that I was blocking the entrance to the field, I gunned the engine, dropped the clutch and half skidding and ploughing, lurched into the field.

A blow-out on a very sodden field is no fun and the next four and a half hours saw me crawling under the motor-home to dig a trench so as to enable me to get the trolley-jack into operation and change the wheel.

Once this task was overcome, I set about constructing the portable tower which consisted of two 6m scaffolding poles. I rigged the gin pole and fixed the guy ropes and stakes, and then decided that a cup of coffee was the order of the day.

Feeling somewhat refreshed, I started to make good the entrance to the field using stones and hardcore that was lying around the perimeter of the field. I did the best that I could and then returned to the farm to ask if the tractor could be used to compound the larger stones and thus make access

easier. This was completed at 1800UTC.

As I sat in the motor-home listening to 144.375MHz, Peter G1OVA called to say that he was well on his way and would be with me in about 30 minutes. He arrived at 1845 and very quickly set up his caravan and awning, his wife June making a very welcome coffee which was my second all day. We put off erecting the antennas until next morning and whilst I was preparing my supper I worked Ken and Jean, G1VEM and G1VEN mobile, who had halted their progress to Ravenscar at Filey and informed me that they would be arriving bright and early next morning.

Friday, April 1

Early next morning it was, and even the birds were complaining of the noise as Ken G1VEM pounded on the side of what had been a very quiet and peaceful motor-home. Nothing for it but to get up, make some coffee, and then set about putting up the antennas, two 15-element Cue-Dees.

By 0900 I was calling CQ on .300 and very quickly worked ten or more stations that were keen to know how things for OV were progressing. Pat and Marilyn, G1VAE and G1VAF, arrived complete with tent and backpacks and thus the main party of OV activists was complete.

On the arrival of John G4YSS with his two sons, it was decided that we would go into OV and set up the antenna ready for the weekend's operation. It would give us an insight of what had to be overcome before we could step onto the most sought-after large

square in the Worked All Britain Awards.

I can now safely say that I didn't consider the descent into OV to be unduly difficult as most of my descent was on my backside. Various trees on the way down stopped what could have been G1SGB's answer to Eddie Edwards, and I arrived on the plateau in one piece and what's more keen to continue. The others, too, had an uneventful descent and the continuous chatter of Jean was refreshing and kept all spirits high.

With everyone helping each other we reached the top of the second descent point. With John G4YSS leading the way we found the dreaded ladders that would take us down onto the foreshore (don't they have vandals in North Yorkshire? I was hoping they had been washed out into the North Sea!). Anyhow, as I stepped off the bottom of the ladder with OV just a few metres away, I tried to puzzle out how the hell I had been the first down and what had happened to our guide.

Feet firmly implanted in OV00, I looked up and up until on the far horizon I could see the top of Beast Cliff, a sight that I can recommend to anyone—surely it's the eighth wonder of the world. As Peter G1OVA with John G4YSS checked that the batteries were OK, Pat G1VAE and I set about putting together the 13-element Tonna. We then put it out of the reach of a high tide, and sat back watching the ladies paddling and collecting souvenirs from Oscar Victor.

The ascent back to camp, apart from lots of slipping and sliding, was uneventful but very tiring. Back at camp we retired for food and a very welcome hot drink.

BRITISH
DESIGNED AND
MANUFACTURED

Two metre transceivers that you have been waiting for **AMR 1000/S**



AMR 1000S

At last, a genuinely new and highly innovative development is available in amateur radio equipment with the introduction of the Navico AMR 1000 range of transceivers. You, the radio enthusiast, now have the choice of fully featured British built equipment, plus a full range of accessories that offer the best in the world for quality, performance and value.

Navico is already known and trusted throughout the world by professionals in marine communications, where absolute reliability is vital.

Now the Navico skill and experience has been applied to the world of amateur radio, resulting in two-metre transceivers that are not just variations on existing equipment, but have been designed with the operating needs of you, the user, as a priority. The AMR 1000 and 1000S have the look, the feel, and the features that radio hams have been asking for. These include:-

- **Instant access to IARU FM band plan channels - a unique Navico development**
- **Intelligent tone burst - another innovative "first"**
- **Advanced design that gives uncluttered, ergonomic ease of use and the unique reversible panel**

that allows for correct mounting in any location

- **A choice of models that doesn't force you to buy features you don't need.**

This quality British designed and manufactured unit is available now at prices starting from just £247.25 (inc VAT)

NAVICO

PRIORITY INFORMATION REQUEST

For full details send to:
Navico, Star Lane, Margate, Kent
CT9 4NP, United Kingdom
Telephone: 0843 290007

NAME _____

ADDRESS _____

TEL _____

The professionals in amateur radio

NEVADA

THE UK'S SCANNER SPECIALISTS

BLACK JAGUAR MkIII

Probably our most popular handheld scanner with 16 memory channels and selectable AM/FM reception. Very sensitive receiver covering:

26-30MHz, 50-88MHz, 115-178MHz, 200-280MHz, 360-520MHz (approx)

£235

200 XLT Bearcat

Handheld scanner with 200 channels of memory scan covering:

- 29-54 Mhz
- 118-174 Mhz
- 405-512 Mhz
- 806-956 Mhz

£249



Bearcat 210 XW

NEW Base station scanning Rx with 20 channel memory scan covering:

- 30-50MHz
- 136-174MHz
- 406-512 MHz

12 Volt or mains
£179⁹⁹

55 XLT Bearcat

A super NEW low cost handheld scanner with 10 memories and covers:

- 29-54 MHz
- 136-174 MHz
- 406-512MHz

£99⁹⁹



Bearcat 800 XLT

40 Channel Base Scanner
Covers: 29-54MHz, 118-174MHz, 406-512MHz, 806-912MHz.
Complete with AC adaptor

£229

NEW 580 XLT Bearcat



100 Memory channels covers:
29-54 MHz, 118-174, 410-512 MHz

£199 Requires 12V DC supply

70 XLT Bearcat

Pocket size scanner with 20 memory scan covering 66-88 Mhz, 118-174 MHz, 406-512 MHz.
Complete with carrying case, earphone and charger unit

£149⁹⁹

NEW BUMPER CATALOGUE
£2 Includes £20 worth of vouchers

USE YOUR CREDIT CARD FOR IMMEDIATE DESPATCH
HOTLINE (0705) 662145

NEVADA COMMUNICATIONS
189 London Road, North End,
Portsmouth PO2 9AE. Telex: 869107

R. N. Electronics

Professionally designed equipment for Amateurs

TRANSVERTERS

- 144/50 MHz 25w p.e.p. **£179 + p&p**. Use with an FT290 or similar 2m transceiver, for the opportunity to work U.S.A., Africa, Japan, Australia, etc. In fact almost anywhere in the world.
- 28/50 MHz 25w p.e.p. **£199 + £4 p&p**
- 145/70 MHz 25w p.e.p. **£239 + £4 p&p**
- 145/70 MHz 10w p.e.p. **£199 + £4 p&p**
- 28/70 MHz 10w p.e.p. **£199 + £4 p&p**
- 7dB Switched Attenuator **£22 + £2 p&p**

POWER AMPLIFIERS

- RN690 P.A. 6m power amplifiers 25w p.e.p. **£75 + £4 p&p**
- RN490 P.A. 4m power amplifiers 25w p.e.p. **£75 + £4 p&p**

RECEIVE CONVERTERS

10M receive, 2M I.F. With thru switching on transmit use with 6m transverter and work 10m/6m Crossband **£45 + £2 p&p**

RECEIVE ONLY CONVERTERS

2m IF for 4m, 6m or 10m, receive **£39 each + £2 p&p**
10m IF for 2m, 4m or 6m receive **£39 each + £2 p&p**

MET. ANTENNAS

50MHz 3 el. **£39.95**, 5 el. **£59.90 + £4.50 p&p**

NAVICO 2m F.M. MOBILES

AMR 1000 5/25w 12.5/25KHz 2 Metre FM Mobile **£247.25**

AMR 1000S 10 memory + full scanning **£299.00**

Top mount bracket for above **£6.85**

12.6v 8A Switch mode regulator (15-32v input) **£56.35**.

All £4.00 p&p. Bracket £1.00 p&p.

SEMI CONDUCTORS - P&P 0.25

CF 300A (GaAsFET) **£2.50** BA479G (Pin diode) **0.25**

2N6083 (30W 145MHz) **£7.90** TP2335 (35W 10dB + Gain) **£18.95**




All prices include VAT



37 Long Ridings Ave, Hutton, Brentwood, Essex CM13 1EE. Tel: 0277 214406

Twin Paddle MORSE KEY Kit



Dimensions:
Base: 4" x 3"
Main bearing block: 1 1/2" x 1 1/4" x 1 1/2"
Height: 1 1/2"
Weight: 1.2 Kg

Our twin paddle morse key kit has been designed and precision engineered to the highest standard.

The kit is machined from brass bar having a solid steel base with none slip feet for stability.

Ball race bearing, copper contacts and fine pitch screw threads with instrument knurled heads allow precision and individual adjustment on each of the two contacts and springs. The kit can be assembled within an hour using only a few basic hand tools, and when completed looks and performs to a standard expected from a precision made instrument such as this.

Available direct from the manufacturer

KENT

R. A. KENT (ENGINEERS)

243 CARR LANE, TARLETON, PRESTON, LANCs PR4 6YB
Telephone: Hesketh Bank (0772) 814998

Valved Communications Receivers

The DST100 (Part 2)

Because of the intricacy of the design, fault finding on the DST100 may well appear a daunting prospect. However, as always, a calm, logical approach will win the day. In fact, the complexity may be put to use by comparing results on each of the three operating modes, a process that will eliminate or indicate certain stages. The built-in h.t. current meter will also be of assistance in this respect. The maximum normal consumption at 250V input is 110mA with the receiver operating as in mode (1). A low reading will indicate one or more faulty valves, whilst a high reading will probably point to leaky coupling or decoupling capacitors.

It will be seen from the block diagrams that some of the valves have an essential role in all modes, some do essential jobs in some modes but not in others, whilst some valves have secondary jobs which are not vital for the set to give results. To particularise:

V1, V2, V3, V5, V6, V8, V9, V12 and V13 are essential for mode (1).

V1, V2, V3, V5, V7, V12 and V13 are essential for mode (2).

V1, V2, V3, V6, V8, V9, V12 and V13 are essential for mode (3).

Thus V1, V2, V3, V12 and V13 are common to all modes, and if the set works on any of the latter these valves must be functioning correctly in themselves, although there may still be problems with the switching between modes.

If the current reading is approximately correct in mode (1) but the set is silent, first try the set in modes (2) and (3) to discover if any or neither of them is working. If so, it may be deduced from the block diagrams which valves should be checked for faults:

V5 may silence modes (1) and (2), but not (3).

V7 may silence mode (2) but not (1) or (3).

V6, V8 or V9 may silence modes (1) and (3), but not (2).

When there are signals on all modes, but no a.g.c. action, note that mode (1) will be affected by either V7 or V10, whilst mode (2) will be affected by only V7 and mode (3) by only V10. The latter will affect b.f.o. operation in modes (1) and (3).

This month, Chas E. Miller concludes his description of the DST100 with details of fault-finding and realignment procedures, and some suggested modifications.

If none of the modes gives results, use the infallible technique of working back from the output stage to discover just where the signals disappear. If V12 and V13 can be cleared, the other common stages (V1, V2 and V3) should be tested.

Attention should be paid both to the wafer switches and the relay used to change modes, the contacts being cleaned with a proper agent.

Checking A.G.C. Action

Set the band switch to any except G, r.f. and i.f. sensitivity to maximum, selectivity to "2", b.f.o. and noise limiter off, a.g.c. on, and the tone control to maximum bass. Connect an output meter to the 4000Ω output sockets and inject an appropriate modulated r.f. signal of 1μV to the 75Ω antenna sockets. Adjust the audio gain to give a meter reading equivalent to 50mW output.

Increase the signal input in steps up to 100mV—an increase of 100dB. The output should not vary by more than 10dB at any time if the a.g.c. is working correctly. If this is not so, it is suggested that the first line of investigation should be the a.g.c. line decoupling capacitors.

Checking I.F. Alignment

The 110kHz i.f. should be tested initially, with a wobulator and oscilloscope. The f.m. signal of 110kHz \pm 3kHz should be injected into the hexode grid of V6 with the receiver in mode (3). The 'scope should be connected to the switch side of C20A. Place the selectivity switch in position

"5". Ignoring for the moment the question of sensitivity, a symmetrical pattern should be obtained on the 'scope if the alignment is correct. Any error should first be tackled by adjustment of L26 (see Fig. 1.3). Only if this fails to give the correct pattern, or if the i.f. sensitivity is clearly well down, should the complete 110kHz realignment process be undertaken, as follows.

Set the band switch to any position save G, i.f. sensitivity and audio gain to maximum, selectivity to "Sharp", tone to maximum bass and the b.f.o., a.g.c., noise limiter and r.f. regeneration to off.

Connect an output meter to the 4000Ω output sockets and the generator input to the grid of V8. Use the lowest signal level compatible with a significant output meter reading. Adjust VC6H, VC6G, VC6K and VC6J in that order for maximum output.

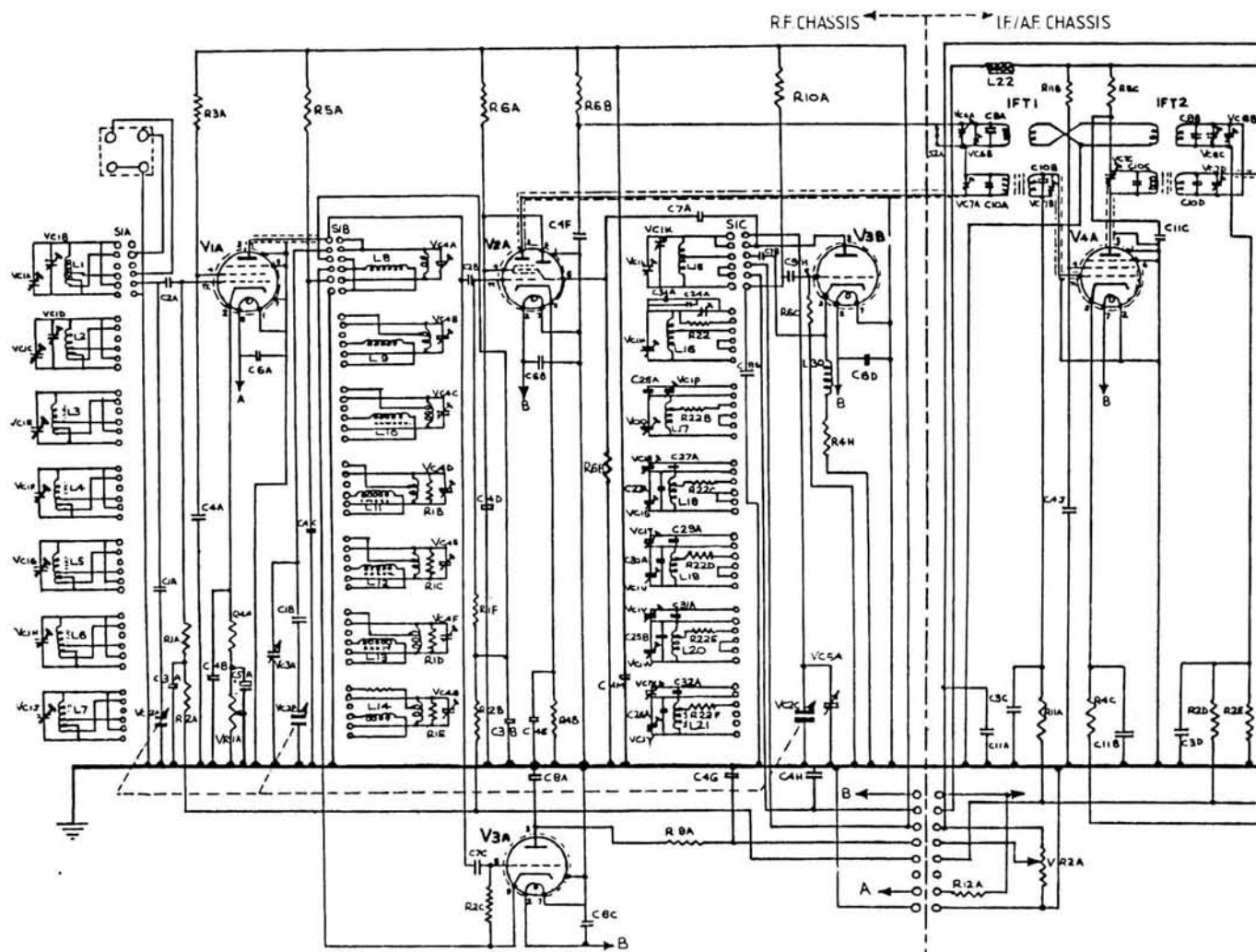
Set the i.f. regeneration control to zero and transfer the signal input to the hexode grid of V6. Adjust VC6H, VC6G, VC6F and VC6E in that order for maximum output. Then re-adjust all the trimmers in the order VC6M, VC6E, VC6L, VC6F, VC6K, VC6G, VC6J and VC6H, repeating until no further improvement is possible.

Reset the band switch to G and transfer the signal input to the hexode grid of V2. Adjust the two-section trimmers VC6C/D and VC6A/B for maximum output. Aim to have the total capacity of each set of two sections as near as possible shared equally between them. This gives the greatest mechanical stability.

2MHz I.F. Alignment

Set the receiver controls and connect the output meter as given above for the initial 110kHz alignment. Set the selectivity to "Broad" and inject the signal into the grid of V5. Adjust VC7D, VC7C, VC7F and VC7E in that order for maximum output. Set selectivity to "Sharp" and adjust VC1Z for maximum output.

Transfer the input to the hexode grid of V2 and adjust VC7B, VC7A, VC7D and VC7C in that order for maximum, then re-check VC1Z. Return the selec-



Component List Fixed Capacitors

C1	2nF	C13	200pF	C25	300pF
C2	200pF	C14	8μF	C26	30pF
C3	40nF	C15	2nF	C27	180pF
C4	0.1μF	C16	350pF	C28	50pF
C5	25μF	C17	500pF	C29	100pF
C6	5nF	C18	300pF	C30	120pF
C7	100pF	C19	250pF	C31	85pF
C8	10nF	C20	25nF	C32	200pF
C9	600pF	C21	50μF	C33	45pF
C10	100pF	C22	32μF	C34	20pF
C11	0.1μF	C23	500pF	C35	5nF
C12	100pF	C24	560pF		

Fixed Resistors

R1	0.25MΩ	R9	10kΩ	R17	390Ω
R2	0.5MΩ	R10	15kΩ	R18	560Ω
R3	5kΩ	R11	100kΩ	R19	4kΩ
R4	200Ω	R12	3.5Ω	R20	25kΩ
R5	3kΩ	R13	25kΩ	R21	5kΩ
R6	50kΩ	R14	40kΩ	R22	1kΩ
R7	25Ω	R15	12.5Ω	R23	3kΩ
R8	50Ω	R16	300Ω	R24	270Ω

Variable Resistors

VR1	5kΩ	VR3	2kΩ	VR5	0.5MΩ
VR2	50kΩ	VR4	50Ω	VR6	0.5MΩ

Inductors

L1-L7	Antenna coils, bands A-G
L8-L14	R.F. coils, bands A-G
L15-L21	Oscillator coils, bands A-G
L22	Relay winding (contacts are S2)
L23	2MHz filter choke
L24	Filter choke (heater)
L25	Oscillator coil (2nd mixer)
L26	Selectivity loading coil
L27	110kHz filter choke
L28	B.F.O. coil
L29	H.T. smoothing choke

Variable Capacitors

VC1	3-30pF trimmer
VC2	430pF 3-section gang
VC3	20pF trimmer
VC4	2-8pF trimmer
VC5	1-2pF trimmer
VC6	220pF trimmer
VC7	50pF trimmer
VC8	100pF trimmer

Valves

V1	CV21/VP41
V2,V6	ARTH2/ECH35
V3,V4,V9	6J5G
V5,V8	ARP34/EF39
V7	6B8G
V10	6R7G
V11	6H6G
V12	6Q7G
V13	6V6G

tivity to "Broad" and re-check VC7F and VC7E.

R.F. Alignment

Note that the alignment frequencies for Mark II receivers differ from those used for Marks III and III*. Note also that by a regrettable oversight, the designations allocated to the antenna and oscillator trimmers do not correspond directly to the frequency ranges of the sets. Whilst the r.f. coupling coil trimmers VC4A to VC4G are arranged logically to operate on Bands A to G in that order, the antenna trimmers (annotated VC1 with suffixes from A to J, with the exception of I) do not follow the pattern.

Trimmers VC1A and VC1B both operate on band A, and VC1C and VC1D on band B. VC1E, -F, -G, -H and -J operate on bands C to G

respectively. The same sort of disorder is found on the oscillator trimmers and padders, designated VC1K to YC1Y. VC1K and VC1L operate on band A, and then in order of bands are -M and -N, -Q and -P, -R and -S, -T and -U, -V and -W, -X and -Y. In each case the letter lower in alphabetical order corresponds to the lower frequency (padding) adjustment for each band, and the higher letter to the higher

frequency (trimming) adjustment.

The specified adjustment frequencies are:

For Mark II receivers:

Band A:	13MHz and 28MHz
Band B:	5.15MHz and 11.12MHz
Band C:	2.07MHz and 4.48MHz
Band D:	827kHz and 1810kHz
Band E:	331kHz and 720kHz
Band F:	132.8kHz and 289kHz
Band G:	53.5kHz and 116kHz

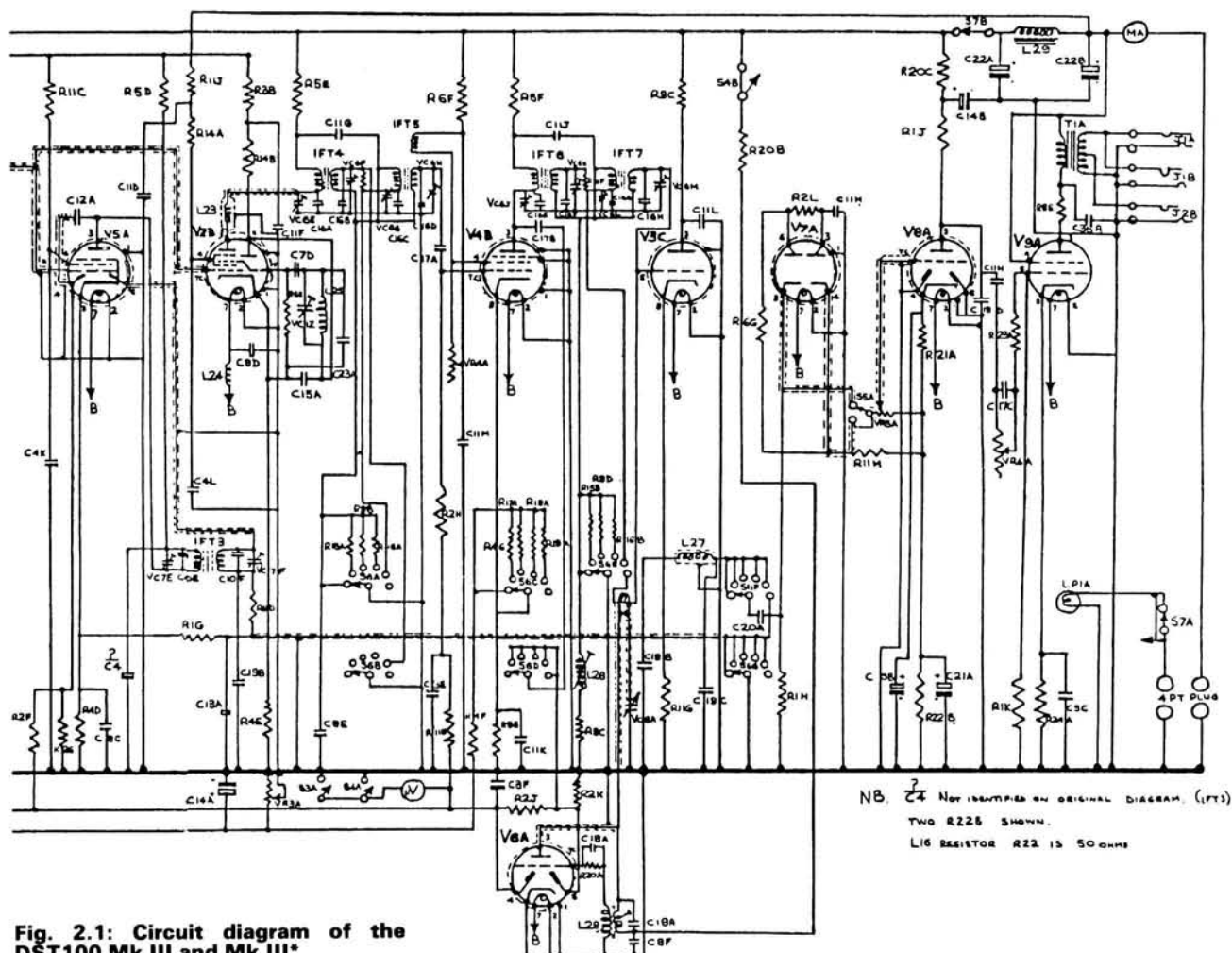


Fig. 2.1: Circuit diagram of the DST100 Mk III and Mk III*

For Mark III and III* receivers:

- Band A: 12MHz and 30MHz
- Band B: 4.8MHz and 12MHz
- Band C: 1.9MHz and 4.8MHz
- Band D: 780kHz and 1800kHz
- Band E: 310kHz and 780kHz
- Band F: 126kHz and 300kHz
- Band G: 50kHz and 126kHz

To Modify or Not?

As is well-known, the writer's own preference is that any receiver should be kept as closely as possible to its original specification, unless this is so unsuitable for present-day use as to make modification essential. When a DST100 receiver is to be used as first intended, i.e., for headphone reception of c.w. and speech transmissions, no change is required, but should it be desired to use the undoubted high performance of this set for DX reception of entertainment material, certain alterations to the specification become desirable.

1. The Output Transformer. For c.w./speech reception on a loudspeaker it will probably be sufficient to connect a high-impedance unit (or a low-impedance with a matching transformer) into the existing 4000Ω or 600Ω sockets. For music reception it would be better to install an alternative output transformer to match correctly the 6V6G to the loudspeaker to be used. The opti-

mum load for the valve is 5kΩ, so for a 4Ω loudspeaker the transformer should have a ratio of 35:1, and for an 8Ω 'speaker, 25:1. The primary winding should be able to pass at least 50mA d.c.

2. The I.F. Alignment. The rated bandwidth on selectivity position "5" being only 2kHz, music will be reproduced with a considerable loss of upper register. The "Broad" setting (12-25kHz) would of course give excellent high-note reception, but without the double-superhet facility. The best way around this problem appears to be deliberately to flatten the i.f. response on "5" by suitable adjustment of the 110kHz i.f. transformers and L26, employing the wobbulator and oscilloscope. A deviation of ± 9 kHz is suggested for initial experiment.

Another Modification

The usefulness of the h.t. current meter might be increased enormously if it were to be re-wired to monitor each individual valve as described in the writer's previous article in this magazine, entitled "A Versatile Valve Monitor/S-meter" (PW May 1986). Briefly, the principle is to insert a resistor in the h.t. feed to each valve anode with a value that will in each case drop a predetermined voltage

when the current is at its optimum. The voltage may be chosen as 0.5V and the meter fitted with a suitable series resistor to give it a full-scale deflection of 1V. The meter is switched across any of the h.t. resistors as required, when it will display a half-scale reading if the valve is drawing its correct anode current. There is no need for any arbitrary scale markings other than (as suggested in the article) a small coloured section to indicate upper and lower limits of tolerance.

For example, the 6V6G output valve has a rated anode current of 45mA with 250V h.t. and no signal applied. Thus the h.t. series resistor would have a value of 11Ω to drop 0.5V (approx.). The 6Q7G a.f. amplifier is rated to draw only 1mA, so its series resistor would be of 500Ω. For further details, the reader is referred to the original article; if not to hand, copies of the May 1986 PW are available from the editorial offices, price £1.40 including postage and packing. **PW**

**WATCH OUT FOR
THE
NEXT IN THIS SERIES**

Henry G0EMS and Martin G4YCD arrived in the afternoon, and once they were settled into the motor-home they were quickly prompted into using the radio as GB10VA. Most of the afternoon was taken up passing information to interested parties on how to get to Ravenscar or what frequency we would be on and at what time.

On returning to camp from a brief sojourn in the local hostelry, we found that Jess G4YXV had arrived complete with kitchen sink and a very well stocked cocktail cabinet. The latter had been badly bruised by the time we all turned in. True to WAB, G10VA and XYL plus G1VEM with G1VEN had been out in two mobiles giving away the rarer of North Yorkshire Squares to anyone who happened to be around.

Saturday, April 2

Another early rise for us all as the sound of G4YXV's generator broke the dawn silence, punctuated with obscenities in very broad Yorkshire dialect, obviously Peter G10VA. We all dressed and prepared for Day One of our activity.

Some confusion reigned briefly as the h.f. team could not decide when they were going to start, so without further delays the v.h.f. group made their departure and OV00 on 144MHz was on. The team consisted of G10VA, his XYL, G1VAE, G1VAF, G1VEM, G0EMS and G4YCD, but as they reached the top of Beast Cliff it was realised that a vital piece of equipment was missing and so Jean G1VEN set off in hot pursuit with the offending part and ended up doing yet another descent into OV. I must say that the courage of Jean was unflinching as she made that second descent wearing only casual footwear, and she was certainly not dressed for the occasion. WABbers remember her as you enter OV00 in your record books.

Band conditions were not too favourable and contacts that day were very few and far between. The best of the eight contacts made was Byron G6HCV in Staffordshire.

We did experience minor problems with discharged NiCads but Peter was well prepared and soon had a new set in their place and continued to operate. Equipment in OV consisted of a Yaesu FT-290R providing 2.5W to a Microwave Modules solid-state linear which fed 100W p.e.p. to a 13-element portable Tonna at 4.5m above sea level.



Square OV00 at low tide, showing temporary antenna mast

The v.h.f. group all returned safely and the rest of the day was spent playing radio and checking the equipment for the following day's activity. Sunday was to be the "Big Day", as everyone that was interested would be listening and hopefully band conditions would be better.

Sunday, April 3

No snags today, everyone was up and about and true to the times we had given out the v.h.f. party was ready for the off. Then the clouds opened up and we were engulfed in a very heavy downfall. We all looked to the sky, muttering prayers up to the great WABber. He obviously heard us as the rain ceased, but it was decided that the original route might be too treacherous and an alternative route was planned, though this meant that the journey into OV would take longer than usual. As leader of the activating party Peter G10VA made the decision that safety was paramount and time could not be helped. I agreed and began to instruct the net that a delay was inevitable.

The new route took about an hour longer, but the group were very quick to set up operations and within a few minutes of reaching OV they were working the first contact of the day. Things were very slow at first due to poor band conditions, then suddenly as if the bubble around OV burst, r.f. started to make its way further and

further south and I was amazed to hear G8MFV in Kent exchanging 5/5 reports. In all, 31 contacts were confirmed, with several others only attaining one half of their report exchanges. Even the low-IQ station that tried in vain to block signals could not suppress the cheers that echoed round North Yorkshire when Maurice G1NVB exchanged 5/9 both ways. This was slightly amusing as Maurice had called in several times but each call failed to be confirmed from OV so he asked me how long the party would be in the square. Jokingly Martin G4YCD said "Only another ten minutes" at which Maurice pleaded with them to hang on as he was fast approaching the coastline, determined to claim OV. Whilst all this was going on I was listening to a news flash on TV: the radar at Fylingdales had reported a UFO approaching Scarborough faster than the speed of light. Could it be???

Well satisfied with our efforts, and after four hours of operating, the v.h.f. party prepared to depart and so OV was again beaten. John G4YSS operated successfully on 14MHz.

I can only say that we all enjoyed working GB10VA and were very pleased with the outcome. We regret that not everyone who called us managed a contact, but taking into account the poor band conditions we are sure that the next trip into OV with better conditions will benefit all keen WAB enthusiasts. **PW**

SWAP SPOT

Have Steepleton MBR-7 h.f. receiver. Would exchange for Taylor D/T Specialist v.h.f./h.f. Monitor, 27MHz version. T. Wraith, 9 Willow Grove, Thorne, Doncaster, South Yorkshire DN8 4EH.E905

National HRO modified with miniature valves, 5 coils, p.s.u., speaker and instruction manual. Would exchange for unmodified R1155/T1154 RX/TX. Tel: 0833-38563. E916

Have Yamaha B-55 two manual organ with bass pedals, auto-rhythm 26

etc. Would exchange for solid state h.f. transceiver with p.s.u. Tel: 051-722 5252. E919

Have Regency digital flight scan. Would exchange for Yaesu FRG-7700 or similar, plus adjustment. Tel: 0742 312488. E929

Have twin and SLR cameras. Would exchange for 40-channel CB rig or w.h.y? Don Macleod, 76 North Tolsta, Isle of Lewis PA86 ONL. E945

Practical Wireless, January 1989

RAYCOM

COMMUNICATIONS SYSTEMS LTD

RAYCOM WISH ALL CUSTOMERS A VERY MERRY CHRISTMAS AND A HAPPY NEW YEAR

New opening hours:

9.00 a.m. - 5.30 p.m. 5 days, late night Friday (until 7.00 p.m.)
CLOSED ALL DAY THURSDAY.

Raycom Special Christmas Boxes available during December only.

SCANNER PACKAGE Challenger BJ 200 Mk2 HF/VHF Scanning Receiver


- ★ 26-520MHz (with gaps)
- ★ 16 memory channels
- ★ Search scan priority, function and delay
- ★ Includes civil and most of military bands
- ★ C/W Free Raycom Air Band antenna

£189.00 + p&p £10



CTE1600 Handheld (same as IC2E)

- ★ Inc Free 2 mtr magmount ant.
 - ★ 144-148 MHz, c/w nicad charger
 - ★ 2.5 watts output
 - ★ Ideal, mobile portable use
- £149.00
+ p&p £10.00
(While present stocks last)



DUAL-BAND MOBILE PACKAGE

- Icom IC3200 144/430 Transceiver
- ★ C/W Free dual band mobile ant.
- ★ 25W on both bands, 10 memories
- ★ Built in duplexer

£399.00 + p&p £10.00 (While stocks last)



THE ULTIMATE RECEIVING STATIONS

- Icom ICR7000 VHF/UHF cont coverage receiver
- ★ Inc. Free Royal 1300 discone ant. (AH700)
- ★ All modes
- ★ 25-1300 MHz (2GHz)

£925.00 Carr. £10.00 (Limited stocks)



ICOM ICR71 S.W. RECEIVER

- ★ Free long wire receiving antenna
- ★ Covers all short wave bands

£825.00 Carr. £10.00 (Limited stocks)



RAYCOM NEWS BOX

JUST IN... PROFESSIONAL ANTENNAS FROM TCL, HF MULTI-BAND DIPOLE KITS WITH BALUN... COLINEAR ANTENNAS, DIPOLES, GROUND PLANES... ALL AT SILLY LOW PRICES... TEN-TEC TRANSCEIVERS... MFJ ACCESSORIES... BUTTERNUT ANTENNAS... LATEST ICOM MOBILE AND HANDHELD TRANSCEIVERS... NEW RANGE OF 2/70 DUAL BAND MOBILE ANTENNAS... SONY RECEIVERS AND ACCESSORIES... SUPER DEALS ON STANDARD C500 TRANSCEIVERS... ROYAL 1300 ANTENNA (SAME AS ICOM AH700) NOW £59.50... FULL BEARCAT-UNIDEN SCANNER RANGE IN STOCK... NEW RANGE OF MOBILE SCANNING ANTENNAS AVAILABLE... REMEMBER WE NOW CLOSE ON THURSDAYS... BY THE TIME YOU READ THIS UNIDEN 2830s SHOULD BE AVAILABLE AGAIN... PLEASE PHONE ASAP FOR DETAILS... 73 es 88.

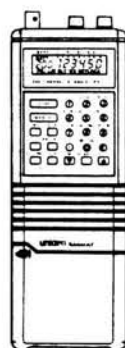
Bearcat (authorized UK distributor) BC 200XLT

BEARCAT UBC200XLT

The Super New Scanning Receiver

- ★ C/W Free mobile antenna
- ★ 29-956 MHz (with gaps)
- ★ 200 memory channels
- ★ Detachable Nicad
- ★ C/W nicad/charger

£239.00
+ p&p £10.00



HF STATION PACKAGE

- Yaesu FT747GX All Band/Mode Transceiver
- ★ C/W Free 20A regulated PSU
- ★ Inc. Raycom Mk2 RX mod. for better RX performance
- ★ 120W RF output
- ★ Continuous coverage receiver

£725.00 Carr. £12.50 (Limited supplies)



OUR FAMOUS YAESU FRG9600 PACKAGES

- ★ Free Royal 1300 25-1300 MHz discone
- ★ Supplied with free mains PSU
- ★ Improved receiver specification
- ★ Wide choice of options
- MK2 60-950 MHz @ £545.00
- MK5 100 KHz-950 MHz @ £699.00 + p&p £10

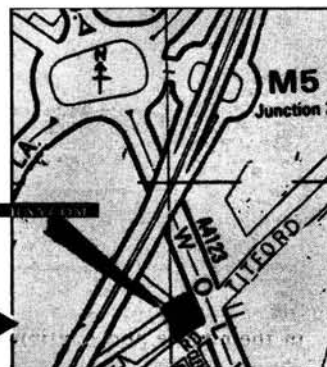


NEW ICOM SUPER RIGS

- ★ ICOM IC2GE £265.00
- ★ ICOM IC32E £399.00
- ★ ICOM IC3210E £499.00

EXPANDABLE RX. POA

CALL US FOR THE
BEST DEAL AROUND.



RAYCOM COMMUNICATIONS SYSTEMS LTD.
INTERNATIONAL HOUSE, 963 WOLVERHAMPTON ROAD
OLDBURY WEST MIDLANDS B69 4RJ

Telephone 021 544 6767. Fax 544 7124. Telex 336483 Identi-G

CALL IN,
EASY TO GET TO,
EASY PARKING

RAYCOM gives you MORE PURCHASING POWER!



FOR FAST SERVICE PHONE IN YOUR ORDER WITH ANY MAJOR CREDIT CARD OR IN MOST CASES WE CAN OFFER YOU INSTANT CREDIT OF UP TO £1,000.00 (SUBJECT TO STATUS). RAYCOM ARE LICENSED CREDIT BROKERS. APR 29.8%, SUBJECT TO VARIATION. FREE CREDIT ON CERTAIN PRODUCTS AT M.R.P. PRICES, 50% DEPOSIT AND SIX MONTHLY PAYMENTS. PLEASE TELEPHONE FOR MORE DETAILS AND APPLICATION FORMS.

TEL: 021 544 6767



FOR THE BEST IN AMATEUR RADIO

Raycom are authorized dealer/distributors for all of the products we sell.

ORDERING INFORMATION

ALL PRODUCTS WE ADVERTISE ARE NORMAL STOCK ITEMS. OUR NEW MAIL ORDER DEPARTMENT CAN NOW DESPATCH MANY ITEMS SAME DAY, BUT PLEASE ALLOW UP TO 14 DAYS. DELIVERY TIME IS SUBJECT TO CARRIAGE METHOD. IF ORDERING BY MAIL PLEASE INCLUDE CARRIAGE AND STATE YOUR DAYTIME TELEPHONE NUMBER. ALL PRODUCTS OVER £750.00 CARRIAGE FREE. PLEASE ALLOW TIME FOR PERSONAL CHEQUES TO CLEAR. PLEASE CALL BEFORE ORDERING AND FOR MORE INFORMATION

NEW INFOLINE 0836 282228
available 5-9pm (weekdays only)

FULL RANGE OF ICOM, YAESU, BEARCAT-UNIDEN MFJ, BUTTERNUT, JAYBEAM, TONNA, WELZ IN STOCK, MOST PRODUCTS AVAILABLE IN THIS MAGAZINE AVAILABLE AT RAYCOM, PLUS OUR SPECIAL PACKAGE DEALS. CALL US NOW FOR DETAILS.

Reading & Understanding Circuit Diagrams

(with a bit of theory thrown in)

Here, in Part 10, R. F. Fautley turns his attention away from receivers and towards transmitters

There are three main sections to a transmitter, and these are:

- (i) a generator
- (ii) a drive unit
- (iii) an amplifier

These are the main parts and each of them can appear in different forms.

Generator

There are two categories of generator, the Morse (c.w.) generator and the telephony generator. Most modern transceivers are equipped with facilities to generate both types of signals, but we will look at them separately to simplify the circuit diagrams.

The simplest transmitter for the beginner who wants to get on the air for the lowest cost consists of a Morse generator and an r.f. power amplifier.

There are even two types of Morse generator, the fixed frequency type and the variable frequency.

Let's deal with the simplest first, the fixed frequency generator, leaving the variable frequency version to be described later when we deal with the more complicated telephony transmitters. Of course, a variable frequency type can be used with either Morse or telephony transmitters.

The Fixed Frequency Generator

Basically, it is just one of the oscillators formerly described in Part 4. As it is only required to operate at a single frequency, a crystal oscillator (see Fig. 4.9) would be the usual choice. Why choose the crystal oscillator? If you remember, this type, because of the very high Q value of the crystal as a tuned circuit, has much greater frequency stability than the ordinary LC (inductor capacitor) type oscillator.

As several of the amateur bands are harmonically related, a single oscillator can be used to generate signals having frequencies in several bands. For example, if the crystal oscillator has a fundamental frequency of 3.505MHz, signals could be produced at 7.010, 10.515, 14.020, 17.525,

21.030, 24.535, 28.040, 31.545MHz, etc. For the mathematicians:

If the crystal oscillator fundamental frequency is f_0 , then the other frequencies obtainable are:

$$n \times f_0$$

where n is any positive integer (whole number). For example, $2 \times f_0$, $3 \times f_0$, $4 \times f_0$, etc. Not all of the available frequencies in the example fall within the amateur bands, but several of them do, viz.

7.010, 14.020, 21.030 and 28.040MHz.

So, with just one crystal, operation is possible in five amateur bands! But how do we get these other frequencies from the crystal oscillator? The simple answer is that they are already present in the output of the 3.505MHz oscillator in our example. They make up the **harmonic distortion** present in the oscillator signal.

Harmonic distortion? Look at Fig. 10.1 and compare the solid line to the dashed line representing a sine wave. The solid line curve is most definitely **not** a sine wave! It is, however, a possible shape for the output of an oscillator and comprises several signals having different frequencies and amplitudes.

The frequencies of these signals are not random, but are **exact multiples** of the **fundamental** crystal oscillator frequency as shown in the mathematical bit previously. The proof of this (for those so disposed) can be shown by "Fourier Analysis" of the solid waveform of Fig. 10.1, or for that matter any other periodic waveform.

A "periodic waveform" is one in which the complete waveform shape is

repeated **exactly** over and over again, each cycle taking **exactly** the same time period. Most waveforms fall into this category.

The **result** of this Fourier Analysis is the only bit we're really interested in, and it shows that:

Periodic waveforms, of any shape, are made up of a fundamental frequency signal together with other signals which are exact multiples of the fundamental frequency.

The amplitudes of the different signal components vary with the actual shape of the waveform. Multiples of the fundamental frequency are called harmonics. Twice the frequency is called the second harmonic, three times is called the third, and so on.

Let's get back to the fixed frequency Morse (c.w.) generator. The level of any of the harmonic signals will be very much lower than that at the fundamental frequency of 3.505MHz. Even so, by using "frequency multiplier" stages the amplitudes of the harmonic signals can be raised to levels suitable for driving a low power amplifier.

Frequency Multiplier

Such a stage is shown in Fig. 10.2. It is simply a common emitter amplifier with its input circuit L1 and C2 tuned to one frequency f_0 (say the fundamental frequency of a crystal oscillator) and its output circuit L2 and C4 tuned to twice ($2 \times f_0$) the oscillator frequency. Capacitor C1 provides d.c. isolation from any previous stage and is large enough to have negligible attenuation at the input signal frequency f_0 .

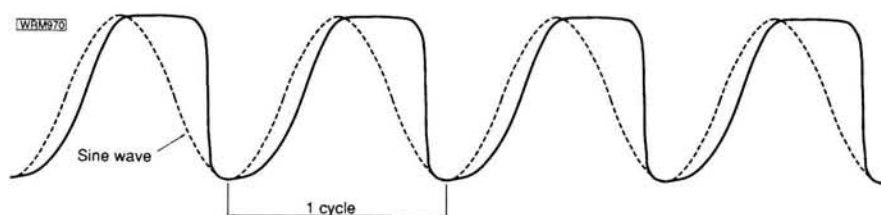


Fig. 10.1: A distorted waveform

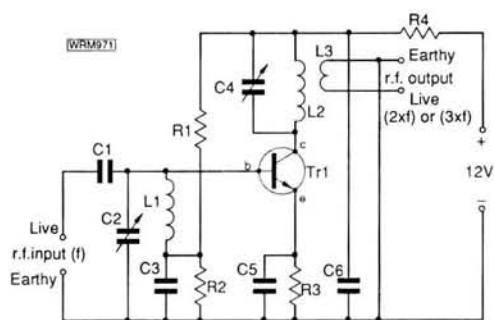


Fig. 10.2: A frequency multiplier

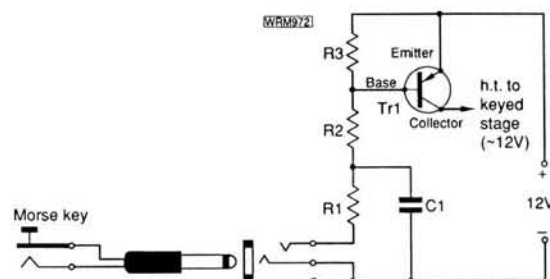


Fig. 10.3: The keying and shaping circuit

Bias and collector current are set by R1, R2 and R3 to enhance the amplitude of distortion products (just the opposite to what is normally required of an amplifier!) and so increase the level of the harmonic signals. This bias will normally be set to produce a very small standing (or quiescent) current so that only the **positive peaks** of the input signal produce collector current. The effect is a bit like the operation of a rectifier! Capacitor C5 provides a low impedance path for r.f. signals and so prevents negative feedback as we previously discussed under Audio Frequency Amplifiers in Part 8.

Why don't we want any negative feedback? One reason is that it reduces the **gain** of the stage, but the principle reason is that it reduces the amount of **harmonic distortion** produced by the stage. Now the **distortion** is the only bit of the output signal we really want in a frequency multiplier, so we can do without negative feedback!

If negative feedback reduces distortion, wouldn't positive feedback increase it and make the stage a more efficient multiplier? Perhaps, but it is much more likely to simply make the stage oscillate. Remember? Positive feedback (output signal fed back to input **in phase** with the input signal) and a gain of unity or above at some frequency is all that's necessary to make a stage oscillate.

Inductor L3 provides a low impedance r.f. output from the stage and R4 and C6 prevent r.f. signals reaching the d.c. supply.

Keying Circuit

A Morse transmitter has to be capable of being switched on and off in step with the operation of the Morse key, so that the radiated dots and dashes coincide exactly with the period of time that the key is held in the "down" (or transmit) position. This can be achieved by interrupting the operation of one or more of the transmitter stages whilst the key in the "up" position.

The generator (oscillator) stage, frequency multiplier (if there is one) or a transistor power amplifier can be keyed by the circuit shown in Fig. 10.3. The h.t. to the stage to be keyed is taken from the collector of the *pnp* type transistor Tr1 instead of the transmitter h.t. line. It should be noted that it is

not recommended that the oscillator stage be keyed, as other problems—such as chirp (frequency drifting slightly during the rise and fall of transmitter power after operating the Morse key) are likely unless special measures to prevent it are taken. These fall outside the scope of this series.

Initially, with the Morse key in the "up" position, the base of Tr1 is at the same potential as its emitter and the transistor is cut-off (as no current flows through the resistor chain R1, R2 and R3 there is no voltage drop across R3). With no collector current flowing, the transistor acts as an open switch and h.t. is removed from the keyed stage. When the Morse key is depressed, the potential at the base of Tr1 becomes negative with respect to its emitter and the transistor tends to conduct so raising its collector near to the h.t. voltage. Thus the keyed stage is connected to the supply voltage allowing it to operate.

Why go to all this bother with a transistor? Why not just connect the Morse key between the transmitter h.t. supply and the supply to the keyed stage? This would key the transmitter quite well **except** rather excessive sidebands would be radiated. These are "key clicks".

Key clicks are caused when the transmitter radiated power starts and stops very rapidly as the Morse key is operated. This results in the radiated c.w. signals being rectangular pulses having nearly square edges, as shown in Fig. 10.4.

When analysed (using Fourier again!) these waveforms can be shown to contain a number of harmonics of the fundamental keying pulses. For example, a radiated signal consisting of a continuous stream of dots would look like the waveform shown in Fig. 10.5. A keying speed of 12 w.p.m. would produce Morse dots having a duration of about 100ms, or 0.1s. One complete cycle would consist of one "on" period and one "off" period making a total of 200ms or 1/5 of a second. Thus there would be five complete "dot-and-space" periods in one second. So the envelope in Fig. 10.5 would have a fundamental frequency of 5Hz.

The radiated **spectrum** consists of a fundamental carrier frequency with 5Hz sidebands plus other sidebands spaced symmetrically about the carrier at 10, 15, 20, 25Hz and so on. The number of these sidebands (and their amplitudes) is determined by the steepness of the leading and trailing edges of the c.w. signal.

If the waveform is very square-edged, the number and amplitude of the sidebands remote from the carrier will be much greater than if the waveform had slower rise and fall times. Also the sidebands of the odd harmonics of the 5Hz keying frequency, viz: 15, 25, 35Hz, etc., would be greater in amplitude than those of the even harmonics, 10, 20, 30Hz, etc. Again Fourier provides the maths! These remote sidebands can easily cause interference to adjacent channel signals and can be heard as distinct "clicks" or "thumps"

Fig. 10.4: A "square-edged" Morse letter "C"

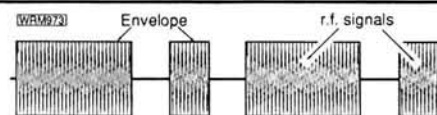


Fig. 10.5: Dots at 12 w.p.m. (or 5Hz) with no shaping

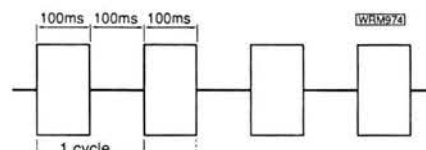
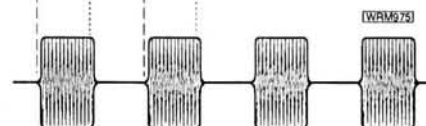


Fig. 10.6: The shaped envelope for Morse dots



by anyone listening near the transmission frequency.

So, very square pulses are undesirable. How then can we increase the rise and fall times of the Morse dots (and also, of course, of the dashes) to minimise the intensity of the key clicks? What we have to do is provide some form of circuit which will allow the r.f. power to increase **slowly** from zero at the instant the key is depressed until it finally reaches maximum. This time should not be greater than about a quarter of the duration of a Morse dot and so should really be tailored to the sending speed. If it were to be too long, the transmitter might not even reach maximum power while transmitting a dot, especially at high sending speeds.

That would take care of the **rise-time**. To reduce the **fall-time** it's necessary to introduce another time delay between the instant of "key-up" and the fall of the radiated power to zero.

Sounds difficult, but a circuit to do both can be simple. Look at Fig. 10.3. With the key in the "up" position, no current flows through resistors R1, R2 and R3, and C1 is in a fully charged state. Thus the base and emitter of transistor Tr1 are both at the same potential and the transistor is cut-off. With Tr1 open circuit, no h.t. is available to the keyed stage and no signal is transmitted.

At the instant the Morse key is depressed, resistor R1 is connected to

the h.t. negative line and current **starts** to flow through R1, R2 and R3. This results in the transistor base-to-emitter potential starting to increase from zero. However, it doesn't increase sufficiently to enable the collector current to start to flow immediately because capacitor C1 is initially fully charged. It acts like a battery and tends to hold the transistor base close to its emitter potential **until it discharges through resistor R1**.

Since a capacitor takes **time** to discharge, Tr1 base becomes negative with respect to its emitter only comparatively slowly until the transistor, also slowly, starts to conduct. In this way, the keyed stage also slowly receives an increasing h.t. supply, resulting in a slow rise of radiated signal. With C1 discharged, the output r.f. signal stays at maximum power until the key is released.

The time taken for this slow rise of output signal is controlled by the values of C1 and R1. Increasing the value, increases the time.

That's how the **rise-time** can be controlled, but how about the **fall-time**? Another time delay is necessary to prevent the r.f. output falling very rapidly at the end of each Morse element. Releasing the key removes R1 from the negative supply line and the base of Tr1 tends to rise. However, as C1 is discharged it acts as a dead short at the instant of key up, holding the

base potential down until C1 slowly charges via R2. As it slowly charges, the transistor base voltage also rises slowly until Tr1 collector current starts to fall. The base continues to rise until finally its potential approaches that of the emitter, cutting the transistor off. No collector current flows and the collector potential falls to near zero removing h.t. from the keyed stage. No h.t. means no r.f. output either, so the duration of the Morse element ends.

An awful lot of description for a simple timing circuit of only three components! It does mean (I hope) that you now know how Morse dots and dashes can be transmitted with sloping leading and trailing edges, so preventing unwanted key clicks or thumps! A typical keyed Morse signal, having an acceptable envelope shape, is shown in Fig. 10.6. The rise and fall times would be suitable for a sending speed of around 12 w.p.m.

The dots in Fig. 10.5 correspond to the signal produced at the Morse key, and those in Fig. 10.6 to the radiated signal. They have been drawn to the same time scale to show how the radiated signal builds up immediately **after** the key is depressed, and slowly falls to zero **after** the key has been released.

Usually the timing components of Fig. 10.3 would have design values suitable for providing acceptable shaping at most amateur sending speeds.

Tidy up your shack

PW BINDERS

Only £3.50 each (plus
£1 p. & p. for one binder, £2 p. & p.
for two or more, UK or overseas)

Are you tired of sifting through cardboard boxes and carrier bags to find that useful item in PW?


Our **smart new style** binders, covered in blue plastics, are a must for your library, keeping your radio magazines in good condition and easily accessible.



Plus!

Tidy up those other mags too. Plain binders to take any A4 size magazines—no names, no pack drill!

HOW TO ORDER

Send a postal order, cheque or international money order with your order, stating number and type required to **PW Publishing Limited, FREEPOST, Enefco House, The Quay, Poole, Dorset BH15 1PP**. Payment by Access, Mastercard, Eurocard or Visa also accepted on telephone orders to Poole (0202) 678558. Normally despatched by return of post but please allow 28 days for delivery. Prices include VAT where appropriate.



0202 678558   **(24 hour Answer Service)**

New REALISTIC® PORTABLE SCANNING RECEIVER

- Frequency Synthesized - No Crystals To Buy
- 68-88 MHz VHF-Lo
- 108-136 MHz (AM) Aircraft
- 136.005-174 MHz VHF-Hi
- 380-512 MHz UHF
- 806-960 MHz

Realistic Pro-34. Catch all the action on this hand-held programmable scanner. Features extended frequency coverage, including the new 800 MHz band! Scan up to 200 channels in 10 bands or search for new bands. Store frequencies in a special monitor band for one-key transfer to permanent memory. Lock-out key temporarily bypasses unwanted channels.

The Key To Better Listening

Also features large LCD display showing channels and frequencies being scanned, monitored or programmed and has a switchable backlight for night viewing. Squelch control, built-in speaker, 1/8" earphone socket, flexible aerial and belt-clip. Includes BNC jack for adding external aerial.

Tandy®

Tune in to Tandy TODAY!

Over 400 Stores
And Dealers Nationwide
Prices may vary at Dealers. Offers subject to availability.
Tandy, Tandy Centre, Leamore Lane,
Walsall, West Midlands. WS2 7PS



Realistic PRO-34 £249.95.
Cat. No. 20-9135

DEWSBURY

G4CLX

ELECTRONICS

From the makers of the world renowned STAR MASTERKEY a new MORSE KEYBOARD.

Send perfect morse as easily as typing a letter. It has never been as easy to send morse.

Variable transmission. Speed 1-99 wpm or 100-200-300-400 wpm for Meteor Scat operation.



£199.95
INC VAT
P&P £5


4 Message Memories each of 255 characters.
26 scratch pad memories each of 127 characters.
All memories stored on non volatile. Ram-Messages stored for up to 5 years.
Indication of speed on 7 segment display.
Indication of operating mode on leds.
Sidetone and relay output for all types of transmitter.
Full QWERTY keyboard with real keys.
Metal cased for RF immunity.



**STAR MASTERKEY
CMOS MEMORY KEYS**
8 MEMORIES, BEACON MODE, DIRECT & GRID BLOCK KEYING. FULL DETAILS IN PREVIOUS ADS. STILL ONLY **£95.00**



STAR MASTERKEY MKII
DOT-DASH MEMORIES IAMBIC OR SIDE SWIPE, SEMI AUTOMATIC MODE, 12 VOLT OR INTERNAL BATTERY. **PRICE £54.70**



FULL RANGE OF BENCHER KEYS

POST, PACKING AND INSURANCE ON EITHER KEYS £3.00

FULL RANGE OF KENWOOD PRODUCTS STOCKED
We are also stockists of DAIWA—POCOM—JRC—TAR—TASCO TELEREADERS—
MICROWAVE MODULES—B.N.O.S.

Dewsbury Electronics, 176 Lower High Street, Stourbridge, West Midlands.
Telephone: Stourbridge (0384) 390063/371228



Instant finance available subject to status. Written details on request.



Kitchen Konstruktion

The cost of a good screened box often outweighs the price of the components used for the project to be housed. In No. 9 of his occasional series Richard Q Marris G2BZQ reveals the lost art of building projects in biscuit tins.

One thing that becomes apparent to constructors and experimenters alike, is that the cost of screened enclosures often exceed the price of the circuitry they house. This is particularly true if the project box is bought mail order, taking into account post and minimum order charges, the price can be alarming. There is an answer to this costly problem and it probably lies in your local supermarket or kitchen. We are of course talking about the humble biscuit tin. They are usually made from tin plated steel on to which earth connections can easily be soldered. Some, unfortunately, are made from strange alloys or heavily lacquered, in which case solder tags, nuts and bolts would have to be used.

The author built his very first short wave receiver in a biscuit tin; two valves, h.t. and l.t. batteries, all no bigger than 12 x 12 x 8 inches, yet it received the world.

Biscuit tins come in all shapes and sizes but there are other tins that cannot be ignored. Things like toffees, powdered milk, golden syrup and instant coffee all come in tins. The older type of tins often found in attics and sheds had printed paper labels, whereas the more recent type are painted. Although the gauge of steel used in the more recent tins is much lighter, they don't present so much of a problem when being painted. A quick rub down with a clean cloth and some methylated spirits and the thing is ready for a

coat of aerosol spray paint. Most d.i.y. motorist shops sell a nice selection of colours.

Cutting and Drilling

When drilling small round holes always use the sharpest twist drills and remember to start the job with a small diameter pilot hole. Also place a solid block of wood under the material during the drilling operation. After the hole has been drilled the reverse side should be de-burred with a sharp countersunk bit or a large diameter twist drill. Never apply too much pressure to the drilling machine, or when the drill passes through the material it will make a jagged hole. Large diameter round holes are best made with Q-Max type hole punches. These are available in reasonably priced sets from companies like Cirkit Holdings and Maplin Electronic Supplies.

Square holes on the other hand require a different approach. There are basically two techniques for cutting square or odd shaped holes. The first method involves using a sharp cold chisel. Start by marking out the hole to be cut, this can be done in soft pencil or Magic Marker pen. Then place a small plate of mild steel, size to suit job (approx. 4mm thick), under the area to be removed. Next place the cold chisel along the marked line, give the chisel a sharp blow with a hammer, repeat this

operation around the entire line. Once this is completed the central square of waste material should fall away.

Please bear in mind that this operation should be carried out on a solid surface e.g., a concrete garage floor.

The second method of making square holes is to chain-drill a small slot parallel to each marked line. Then using a pair of household shears cut out the shape required.

Please remember that this kind of material, once cut, produces some razor sharp edges. So it may be best to wear a thick pair of hide gardening gloves when working this material.

Ideas

To give you a few ideas for the type of cases that can be made from biscuit tins see Fig. 1. The feet of the cases shown are made from small lengths of dowel fixed with a couple of woodscrews.

It is strange that by the time the tin has been sprayed and fitted with knobs, switches, sockets and feet, etc., it loses its original identity, the end result looking a neat and professional job. There are lots of projects that could be built in these types of enclosures, e.g., crystal calibrators, QRP transceiver projects, a.t.u.s, filters and dummy loads. It is advisable with projects that are likely to generate heat to paint the exterior of the tin matt black.

PW

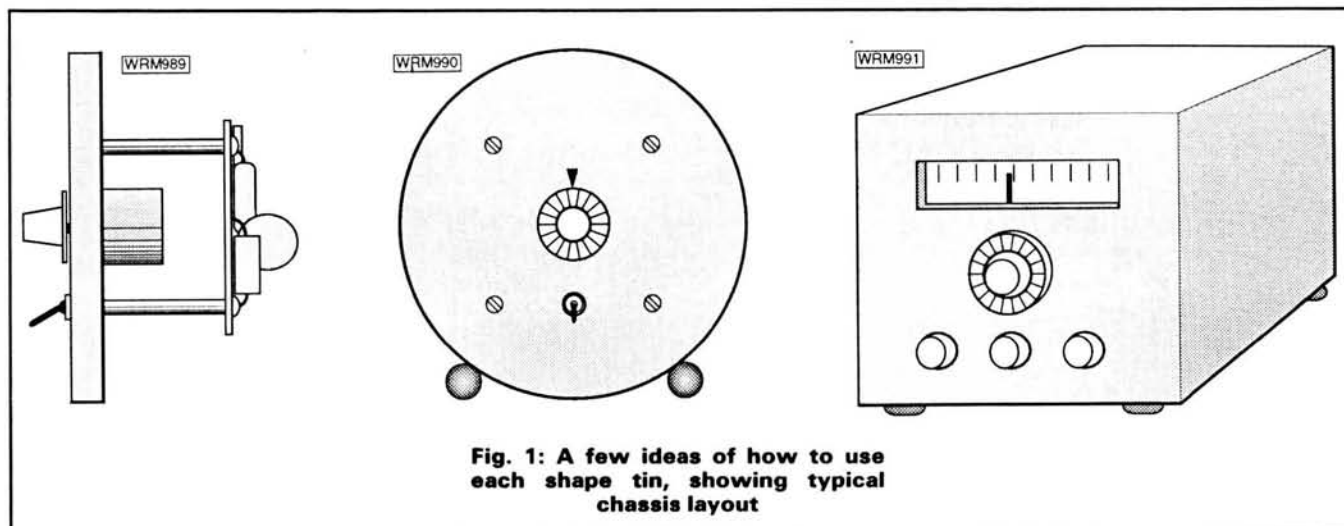


Fig. 1: A few ideas of how to use each shape tin, showing typical chassis layout

Crystal Locked DC to AC Power Converter

At PW we are often sent thumbnail sketches of ideas that our readers have had in the course of their experiments. While they're not exactly articles ready for publication, they do contain some useful circuits and information, and therefore they deserve some attention. A neat idea recently appeared from M. J. York G1BKI, for an experimental design of synchronous mains inverter. Here it is, with some useful background information added.

You would have thought that the mains anywhere syndrome was long gone, what with the demise of the thermionic valve and the advent of the switch-mode multi-voltage p.s.u. There are though, some occasions, like field days and club picnics, when some bright spark will want to use that old reel-to-reel tape deck for log keeping or to supply music for the outside festivities. Yes, even these days people still want to use tape decks and record players, unfortunately both of these pieces of equipment call for a frequency stable mains supply.

There are basically two kinds of d.c. to a.c. power converters. One is a free running power oscillator (Fig. 1), the frequency of which is set by the load on the oscillator and the electrical characteristics of the output transformer T1. This kind of converter is known as an asynchronous type because it is not locked to any frequency standard. Asynchronous converters work well and are reasonably easy to build, but they're no good for running equipment that needs 50Hz a.c. as a frequency standard.

Synchronous Type

The second class of power converter, the synchronous type, is the subject of this constructional article. It is possible to sub-divide synchronous power converters into two further groups, those with sinusoidal output wave-forms and those with squarewave outputs. The

converter shown in Fig. 2 is the latter type, for good reason, as the circuitry involved in building a frequency locked sinusoidal power converter is well beyond the scope of this article. A sinusoidal mains power converter is really only a low frequency, high power, high fidelity amplifier and at best is only 45 percent efficient.

Efficiency is the watchword with a d.c. to a.c. power converter, as you will appreciate when you consider that in an unattainable 100 percent efficient converter, to produce 1A at 240V takes 20 times that current at the 12V input.

Practical Design

The converter shown in Fig. 2 cuts a nice compromise between simplicity and efficiency, it has a 50Hz squarewave output, with short term frequency stability better than the mains. The heart of the converter is an SGS-Thompson low power M706BI 50Hz c.m.o.s. timebase i.c. This 8-pin d.i.l. package has an on-chip high frequency oscillator permitting direct connection of a suitable external reference crystal. Also on board the i.c. are 16 bistables wired in series. When used with a 3.7268MHz crystal they give a 50Hz complementary squarewave output capable of driving to either c.m.o.s. or low power Schottky and t.t.l. levels.

This means the device is ideally suited to directly driving two *n*-channel logic level power f.e.t.s, as shown in Fig. 2. However, the M706BI is only

capable of sourcing enough current to switch two single f.e.t.s. As some user's power requirements may exceed the ratings of two single power f.e.t.s, it may be necessary to wire two or more f.e.t.s in parallel. In this case the outputs of the M706BI will need buffering, so the final design (Fig. 3) incorporates a t.t.l. 7407 (IC2) buffer between IC1 (M706BI) and the output devices.

Construction

The construction of the converter is relatively straightforward as most of the components are p.c.b. mounted.

Some careful attention should be paid to the mechanical construction of the unit, particularly if a physically large transformer is to be used.

Depending on the amount of power required from the converter, adequate heat sinking for Tr1 and Tr2 must be provided.

The following formula was used to work out the heatsink necessary for one RPF15N06L power f.e.t., running under the conditions expected in a 60W converter.

To calculate power dissipation in the devices:

Current through one device = 8A
Drain/Source ON resistance = 0.14Ω
Volts drop across device = $8 \times 0.14 = 1.12V$
∴ Power dissipated in device = $8 \times 1.12 = 10.10W$.

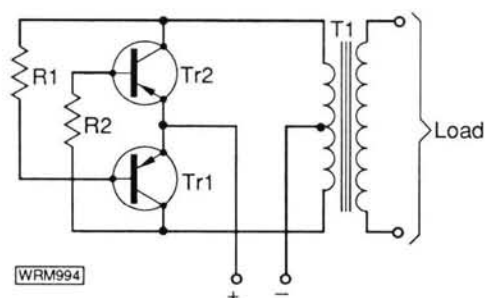


Fig. 1: Basic asynchronous d.c. to a.c. converter circuit

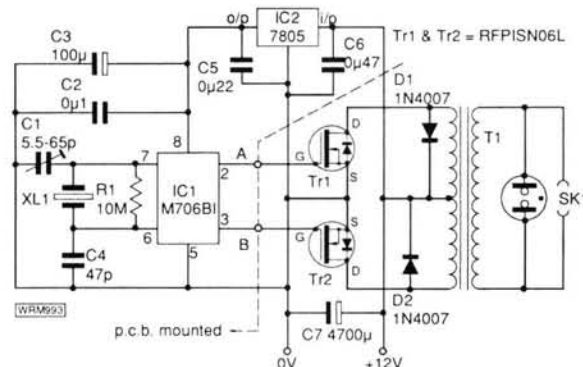


Fig. 2: Basic synchronous d.c. to a.c. converter circuit. The gates of Tr1 and Tr2 are connected to points A and B shown in Fig. 4. Resistors R2 and R3 together with IC3 need not be used.

Practical Wireless, January 1989

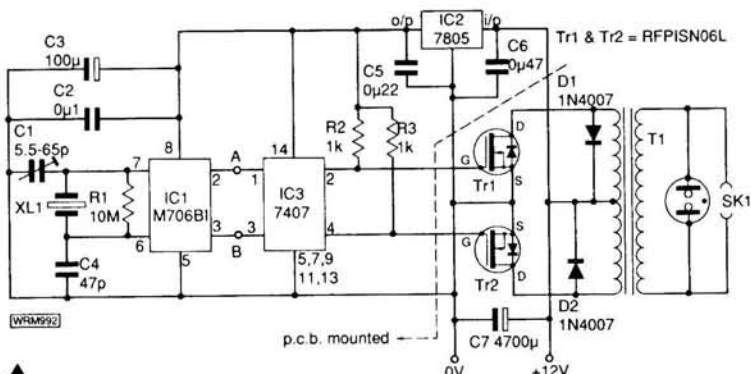


Fig. 3: Final circuit design for high power synchronous d.c. to a.c. converter

Maximum power rating for each device 60W.

Maximum junction temperature 150°C.

Heat sink size,

where,

T = temperature d = dissipation R_{th} = thermal resistance
j = junction a = ambient c = case s = sink

$$^{\circ}\text{C}/\text{W} = \frac{T_{j\text{Max}}^{\circ}\text{C} - T_a^{\circ}\text{C}}{d\text{W}} - (R_{th\ j\ to\ c} + R_{th\ c\ to\ s})$$

$$9.96^{\circ}\text{C}/\text{W} = \frac{150^{\circ}\text{C} - 25^{\circ}\text{C}}{10.10\text{W}} - (2.083 = 0.3)$$

Therefore a suitable heatsink would be an Electromail (RS 403-061) 3.0°C/W type; giving an approximate on-sink ambient temperature of 60°C.

Another point to bear in mind is that large converters of this type will need a lot of power. This means all d.c. supply wiring should be made in a suitably large gauge of wire and all soldered joints should be both mechanically and electrically sound.

Transformer

With all experimental designs there is an element of "suck it and see" involved and this design is no exception. Most of the transformers tried with this circuit have been ones salvaged from scrap equipment. However, as a rough guide most of them were in the region of 100VA to 200VA with 220-250V primaries and had 9-0-9V secondaries.

Some of the transformers tried needed a high wattage resistor in series with 12V supply rail, so as not to exceed the

current rating of f.e.t.s and to keep the converter's output on the right side of 250V. If a high current 12-0-12V transformer can be found with a generous overwind on the primary this may also be used. It may also be possible to use a transformer sold by Maplin Electronics Supplies Ltd⁽²⁾, its stock number is XG29G. See their latest catalogue for details.

Results

The power converter is capable of driving a wide variety of loads but much will depend on the type of transformer used. The original design was used to power electric shavers, old valved equipment and record turntables which had mains synchronised motors. One type of load that this type of converter may find difficult to drive, are those with a very heavy start current i.e. large electric motors.

PW

Caution: This project produces a mains voltage and every effort must be made to insulate all live joints carrying such voltages, by means of sleeving. In addition to the hazard that the mains potential represents, also remember the high current available from automotive supplies. A short circuit across such sources can cause severe burns and ultimately the destruction of the source, which could lead to the explosive venting of corrosive materials.

SHOPPING LIST

Resistors

0.25W 2% Carbon film
1kΩ 2 R2,3
10MΩ 1 R1

Capacitors

Sub-miniature, ceramic plate
47pF 1 C4

Monolithic ceramic

0.1µF 1 C2
0.22µF 1 C5
0.47µF 1 C6

Miniature foil trimmer

5.5-65pF 1 C1

Electrolytic 16V

single-ended, p.c.b. type
100µF 1 C3
4700µF 1 C7

Semiconductors

Diodes

1N4007 2 D1,2

Field effect transistors

RFP15N06L 2 Tr1,2⁽¹⁾

Integrated circuits

M706BI 1 IC1⁽¹⁾
7407 1 IC3
7805 1 IC2

Miscellaneous

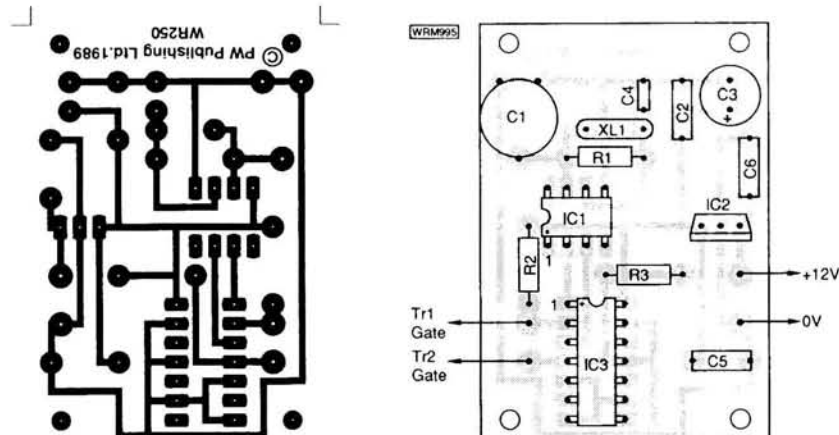
Transformer see text; TO-220AB device mounting and insulation kits 2; p.c.b.; heatsinks (RS 403-061)⁽¹⁾; XL1 3.2768MHz (RS 307-777)⁽¹⁾; suitable mains output socket; panel mounted mains voltage neon indicator; metal enclosure; heavy gauge connecting wire; insulating sleeving; strain relief cable lead-outs; nuts, bolts and washers etc.

⁽¹⁾ Electromail
PO Box 33
Corby
Northants NN17 9EL
Tel: 0536 204555

⁽²⁾ Maplin Electronic Supplies
PO Box 3
Rayleigh
Essex SS6 8LR
Tel: 0702 552911



Fig. 4: Single sided track pattern and component placement for both basic and high power synchronous converters



Antenna Clinic

Session 1

In the course of a year, antenna specialist F. C. Judd G2BCX receives many queries from radio enthusiasts, both about his own designs and about antennas in general. These come not only from various parts of the British Isles, but also from as far afield as Australia, New Zealand, Indonesia, Sri Lanka and several European countries.

Often, several people will ask a very similar question, highlighting a point that may be widely misunderstood. This series aims to explain some of these.

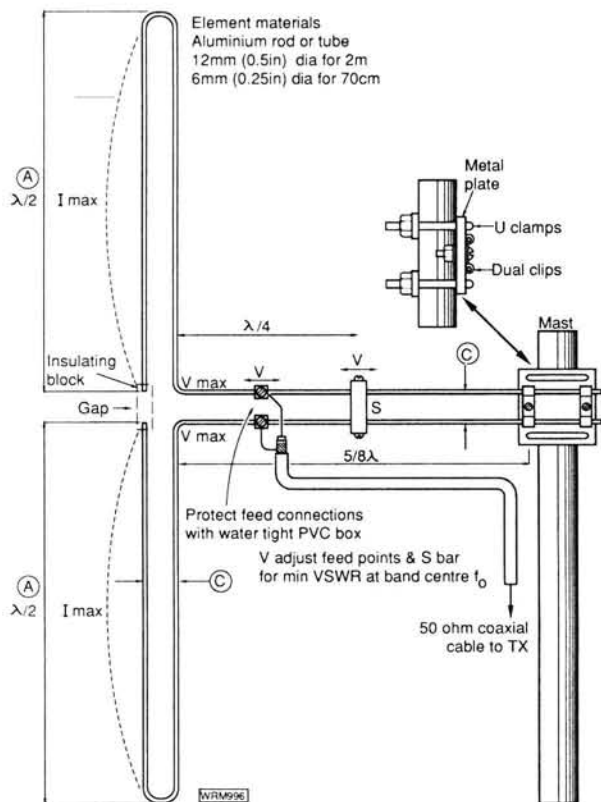
Q "The 2m 'Slim Jim' is a very popular antenna here in Sri Lanka, but I would like to know if its radiating section could be made longer?"

A It was assumed that this reader had one of two things in mind. That (a) greater radiation could be obtained, or (b) making the half-wave section longer would enable the antenna to be operated on a lower frequency. The answer in each case is a very definite **not possible**.

If a little more directivity gain was required, a 2-element collinear based on the "Slim Jim" could be constructed as shown, giving a gain of 3dBd (dB relative to a dipole). Full construction details are given in the PW publication *Out of Thin Air*. Dimensions for a "Slim Jim"-style 2-element collinear for 144MHz (2m) and 430MHz (70cm) are given in the Table. For any vertical collinear with two close-spaced elements, the directivity gain is not very great.

If, as (b), the requirement was operation at a lower (or higher) frequency, then the major dimensions for the 144MHz version could be scaled up (or down) using the frequency ratio as the scaling factor. This was the subject of a previous article in PW (July/August 1987)* but will be dealt with later in connection with queries about this procedure from other readers.

* Copies of these issues available from PW Post Sales, price, £1.40 each including post and packing.



Table

Sections	430MHz (70cm)	144MHz (2m)
(A) Half-wave elements	324mm (12 3/4 in)	960mm (37 3/4 in)
(B) Total stub length	390mm (15 3/8 in)	1168mm (46 in)
(C) Elements and stub section spacing centre to centre	19mm (3/4 in)	25mm (1 in)
Tolerances: (A) For 70cm: ± 3mm (1/8 in). For 2m: ± 6mm (1/4 in)		
(B) Must be as exact as possible		
(C) For 70cm and 2m: ± 3mm (1/8 in)		

Q "I recently constructed the 2-element Ring-Beam for the 2m band, which works very well even using only 1.2 watts. I would like to add elements, possibly four or five. What would be the spacing required, the reduction in size of the elements and the approximate dB gain?"

A What this reader really wanted to do was to add a number of "ring directors" to obtain greater directivity gain. In the first place, the 2-element Ring-Beam for the 144MHz band was specially designed as a compact antenna with the highest directivity gain that could be obtained with just the two elements (8.2dBd for a beam width of 71° at the -3dB points). Full constructional details for the Ring-Beam were published in PW September 1983, and are reprinted in the PW publication *Wires and Waves*.

Although it would be possible to obtain a higher forward gain with more director rings, it would take weeks of work, not only to calculate for and construct a new design, but also to check the desired performance parameters and carry out test trials. It is not just a simple case of adding a few directors as might be supposed.

Q "I have tried to 'scale down' an antenna designed for 27MHz CB to make it operate on the 2m band, but it did not seem to work. Perhaps you could advise me if this would be a good idea or not."

A It would be better to construct (or buy) an antenna specifically designed for the 144MHz band.

Q "I have been given a Tonna 9-element antenna of which the main element is of half-inch tubing but most of the other elements, which are only of 1/8 in rod, are broken. I have sufficient 5/16 in diameter tubing to replace these but will it make any big difference if I do this?"

A Whilst the antenna would probably function with your tubing as directors, its performance might be changed. The designer may have used thin rod for a specific purpose: to make the antenna lighter in weight and reduce windage, or in connection with resonance and current phasing.

If the larger diameter tube is used to replace the broken directors (to the original lengths) and an acceptable v.s.w.r. obtained, thus indicating that matching is satisfactory, then only measurement can reveal if maximum forward gain, beamwidth at -3dB points, front-to-back ratio of radiation, etc., are each as the original, or acceptably close to it.

Q "In the 2m 12-element ZL-Special, should the folded dipole driven elements be assembled flat to the boom (see drawing (a)) or upright, at right angles to the boom drawing (b)?"

A This confusion arises from diagrams published some years ago. In the original assembly diagram for the 2m 2-element ZL the elements were shown as being flat as in (a), although this was for convenience of construction.

For the 5, 7 or 12-element versions it is more convenient to have the elements upright as in (b). The lengths of the folded driven elements are:

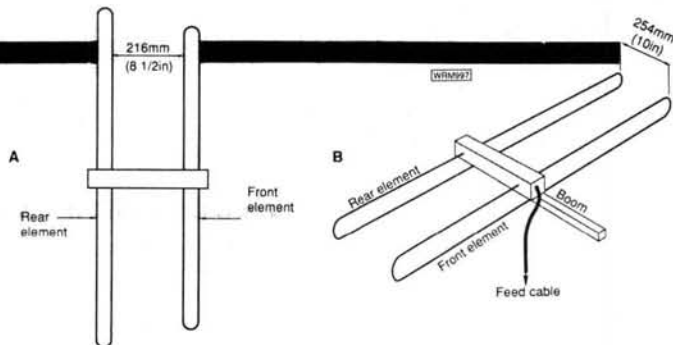
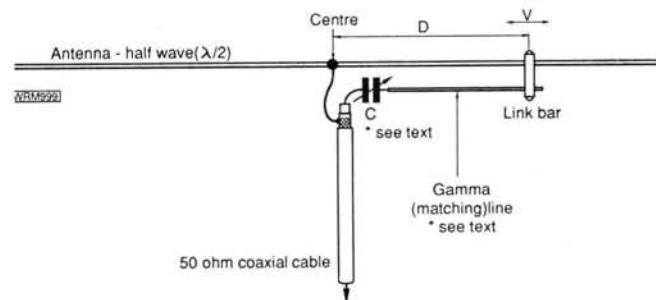
Rear element—978mm (38.5in)
Front element—927mm (36.5in)
Spacing—see diagrams.

Q "What is the optimum angle of vertical radiation for DX working?"

A For a maximum single "hop" distance (about 4650km) with propagation via the F region, radiation should be at an angle tangential to the surface of the earth. Few radio amateurs could put up antennas to operate on all the h.f. bands in order to meet the above requirement. First, the choice of antennas for h.f. (and v.h.f.) bands depends on available space, local planning requirements and possibly having to overcome the XYL's determination not to have the garden looking like a professional radio communications establishment. Secondly, the angle of maximum vertical radiation is determined entirely by the type of antenna, its height above ground in wavelength(s) at the operational frequency, and the nature of the ground beneath it. Optimum radiation angle for the higher h.f. bands would be around 20°.

Q "Can you provide information concerning the use of a 'gamma' match for 2m antennas?"

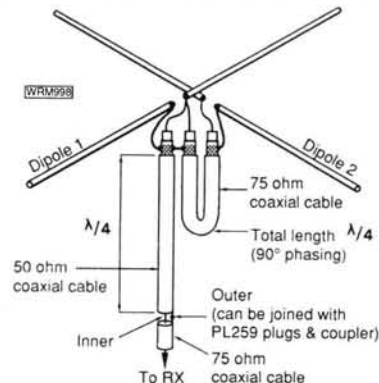
A The gamma system is commonly used for matching a half-wave radiator used either as an individual antenna, or as the driven element in a beam antenna, with 50 or 75 ohm coaxial cable. The arrangement is shown in the drawing. The variable capacitor is used to tune out the reactance of the matching section. Both the capacitor and the point of connection between the matching or gamma line and the driven element are adjusted for minimum v.s.w.r. at band centre frequency. As the r.f. voltage at the point of feed is low, a small air-spaced capacitor may be used. For 145MHz (centre of the 2m band) the amount of capacitance required will be around 25pF, so a capacitor with a maximum value between 40 and 50pF will provide sufficient range for adjustment. The gamma line is 102mm (4in) in length and may be aluminium rod about one third of the diameter of the driven element. The spacing between the element and the line is about 19mm (0.75in). The shorting bar or clip must have screws for locking it to the gamma line and element when adjustment for minimum v.s.w.r. has been completed. For further information see the ARRL Antenna Book.



Q "I have a 10m multi-mode and would like to receive satellites on 29MHz. The only place I have for the antenna is in the roof space. I need the measurements for the construction of a crossed dipole for this band."

A First, a single dipole for 29MHz will be $150 \times K/f\text{MHz}$ which, with K as 0.95, will be around 4.94 metres (16.22ft). The square space required to accommodate the two crossed elements will be about $4 \times 4\text{m}$ ($13 \times 13\text{ft}$), with a little over 1.5m (5ft) clear beneath the antenna for the phasing line and main feed cable to run downward away from the antenna elements.

The ends of each element should be well clear of other conductors, for example water pipes and electrical wiring. The general arrangement, phasing loop and feed cable connection, etc., are shown in the drawing. For further information see the RSGB VHF/UHF Manual or the ARRL Antenna Book.



Q "What is the optimum beamwidth for DX working and are there antennas with controllable beamwidth?"

A There is no "optimum beamwidth". Beamwidth depends entirely on the antenna used, which may have more than one main lobe. In any case beamwidth is determined by directivity gain of the main lobe, or lobes. This subject has been dealt with extensively in past issues of PW, and in the PW publication *Wires and Waves*.

There seems to be little point in having variable beamwidth antennas for amateur radio h.f. communication, although it would be possible of course.

Q "I constructed your 12-element ZL Beam for 2m operation which proved very successful in the contest. For this year I constructed two of these beams and coupled them together to obtain more gain. Even with the antennas spaced 3 metres apart the system did not work."

A Unfortunately this reader, writing from Spain, gave no details of how the two antennas were coupled in order to obtain correct matching and phasing. No doubt this was done wrongly, and the spacing between the two antennas need not have been more than 1.5 wavelengths, whether stacked or bayed. This particular topic was covered in Part 9 of "Antennas", an article first published in PW October 1983, and reprinted in *Wires and Waves*. It contained all the requisite information and diagrams for stacking and baying two identical beam antennas.

**SONY ARE JUST 1 OUT OF
131 COMPANIES WHO CLAIM
TO HAVE THE WIDEST RANGE
OF SHORTWAVE RADIOS.**

Don't worry, Sony haven't stooped to making bogus claims. The companies opposite are all those who stock our shortwave radios. As you can see, the widest range of shortwaves is only available in a narrow range of shops.

This might give you the impression that they're fairly exclusive. Far from it.

With prices between £69.95 and £299.95, Sony shortwaves cater for everyone, from the everyday business traveller to the most demanding enthusiast.

At one extreme you'll find the ICF 5100.

It may look like the standard tranny found in most people's kitchen. It's as easy to use as your average tranny. But don't let that fool you.

A flick of a dial and Radio 1 is replaced by stations from every corner of the World (and the top, bottom and sides as well). To reduce interference it has a dual conversion circuit, a feature usually reserved for the most expensive models.

Speaking of which, at the other extreme is the ICF 2001D.

It does everything an enthusiast could want. And quite a few things he didn't know he wanted but will soon swear he couldn't do without. Like a synchronised detection system for instance, something you'd only expect in professional equipment.

You'll even find the World's smallest shortwave radio, the ICF SW1.

Slightly larger than a cassette box, it's just what you need when you wake up in a strange hotel room in Papua New Guinea, and feel a hankering for the news back home.

Whether it's a simple case of homesickness you want to cure, or an advanced case of 'enthusiast's fever', Sony shortwaves are the answer.

For a free trip around the World (well, its radio stations anyway), ask your nearest Sony Shortwave Centre for a free demonstration.

SONY.



ICF SW1



ICF 5100



WA 8800



ICF

London: SKB Limited, Video & Audio, 100 Ballards Lane, Finchley, London N3 2DN.

Edgware Electronics Centre, 194 Edgware Road, London W2.

Harrods Ltd., Radio & TV Dept., Brompton Road, Knightsbridge, London SW1X 7XL.

Knightsbridge Electronics, 155 Knightsbridge, London SW1 7PA.

LeSet Ltd., 115 Fulham Road, London SW3.

PNR Audio Vision, 28 Tottenham Court Road, London W1P 9RB.

Welbeck Video Ltd., 26 Tottenham Court Road, London W1.

Selfridges Ltd., Radio & TV Dept., 400 Oxford Street, London W1A 1AB.

Wallace Heaton Ltd., New Bond Street, London W1.

Berrys of Holborn, 37-39 High Holborn, London WC1.

Westminster Audio, 169 Piccadilly, London W1.

Galaxy, 230 Tottenham Court Road, London W1.

Spatial Audio & Video, 29 Tottenham Court Road, London W1P 9RE.

Massey Radio Ltd., 117 Chiswick High Road, Chiswick, London W4.

David Ingram (Hi-Fi Centre), 42-43 Lower Marsh, Waterloo, London SE1.

Alvabond, 70 Ballards Lane, Finchley, London N3.

Goodwins, 7 The Broadway, High Road, Wood Green, London N22.

Southern England: Suttons Limited, Bournemouth Sony Centre, The Quadrant, Bournemouth BA1 2AB.

Milton's Audio Visual Ltd., Southampton Sony Centre, 29 London Road, Southampton, Hants. SO1 2AD.

Brassky Limited, Colchester Sony Centre, 14-16 Culver Street West, Colchester, Essex CO1 1JG.

J. O. R. Gilbert, 35a High Street, Baldock, Herts.

Nicholls Bros., 82 High Street, Braintree, Essex.

Videovision, Camberley Sony Centre, 42 High Street, Camberley, Surrey GU15 3RS.

Videovision, Kingston Sony Centre, 40 Fife Road, Kingston upon Thames, Surrey.

Whomes Centre Limited, 28 The Mall, Broadway Shopping Centre, Bexleyheath, Kent DA6 7JJ.

Whomes Centre Limited, 32 The Mall, High Street, Bromley, Kent BR1 1TR.

Whomes Centre Limited, 84 Eastgate International Shopping Centre, Basildon, Essex SS14 1EX.

Hamilton Electronics Ltd., 35 London Road, Southampton, Hants.

Dawson Radio Ltd., 23 Seamoore Road, Westbourne, Bournemouth, Dorset BH4 9AA.

Tony Reynolds Radio, 12 Lichfield Terrace, Richmond, Surrey.

R. Jones Ltd., 60 High Street, Whitton, Middlesex.

Whitstable Teleradio, 75 Biggin Street, Dover, Kent.

Gerald Giles Sony Centre, 37 St. Stephens Street, Norwich, Norfolk NR1 3QN.

R. N. French, 16 Queens Parade, Hastings, East Sussex.

Manns Radio, 52 St. James St. Brighton, East Sussex.

Malcolm Audio & TV Ltd., 12 South Street, Chichester, Sussex PO19 1EH.

South Midlands Communications, SM House, School Close, Chandlers Ford Ind. Estate, Eastleigh, Hants. SO5 3BY.

Barretts of Canterbury, 1 Rose Lane, Canterbury, Kent.

Paul Dogra & Sons, 6 High Street, Slough, Berks.

Alders Dept. Store, Radio & TV Dept., North End, Croydon, Surrey.

Tru-Fi Sound & Vision, 2 Central Parade, London Road, Redhill, Surrey.

Tru-Fi Sound & Vision, 10-12 Grosvenor Road, Aldershot, Hants.

Tru-Fi Sound & Vision, 10 Church Street, Leatherhead, Surrey.

Lyles (Worthing) Ltd., 224 Findon Road, Findon, Worthing, Sussex.

Weybridge Audio, 5/6 Waterloo Terrace, Baker Street, Weybridge, Surrey.

Loughton Photographic Limited, Southend Sony Centre, 11 South Church Road, Southend-on-Sea, Essex SS1 2NJ.

Loughton Photographic Limited, Chelmsford Sony Centre, 1-4 West Square, High Chelmer, Chelmsford, Essex CM1 1XS.

Waters & Stanton Electronics, 18/20 Main Road, Hockley, Essex.

Waters & Stanton Electronics, 12 North Street, Hornchurch, Essex.

Merrow Sound, 34 West Street, Horsham Sussex.

Merrow Sound, 45 Commercial Way, Woking, Surrey.

Merrow Sound, 22 Tunsgate, Guildford, Surrey.

Merrow Sound, 5 High Street, Epsom, Surrey.

South West England: Ron Millard, 31 Southgate Street, Bath, Avon BA1 1TP.

Tape Recorder & Hi-Fi Limited, Bristol Sony Centre, 8-10 Bond Street, Broadmead, Bristol BS1 3LU.

Tape Recorder & Hi-Fi Limited, Weston Sony Centre, 4 Waterloo Street, Weston-Super-Mare, Avon.

C. F. Loader, Plymouth Sony Centre, 20 Armada Centre, Armada Way, Plymouth, Devon PL1 1LE.

Hickmans Limited, Swindon Sony Centre, 39b Havelock Street, Swindon, Wiltshire SN1 1SD.

J. P. Williams Limited, Exeter Sony Centre, 15 Paris Street, Exeter EX1 2JB.

J. P. Williams Limited, Barnstaple Sony Centre, Holland Walk, Barnstaple, N. Devon EX31 1DW.

Battarbee's Limited, Taunton Sony Centre, County Walk, Taunton, Somerset TA1 3TZ.

Bee-Jay Television Ltd., 22 Clifton Down Shopping Centre, Whiteladies Road, Clifton, Bristol BS8 2NN.

Tom Molland Ltd., 110 Cornwall Street, Plymouth, Devon PL1 1NF.

Visibly Sounder, 100 Union Street, Torquay, Devon.

Moss of Bath, 45 St. James Parade, Bath BA1 1UQ.

Upton Electronics, 31 Torquay Road, Paignton, Devon TQ3 3DT.

Midlands: B.A.T.S. Sony Centre, 160-162 Corporation Street, Birmingham, W. Midlands B4 6TB.

C.T.S., 3 Regent Grove, Leamington spa, Warwickshire CV32 4NN.

C.T.S., 58 Evesham Walk, Kingfisher Centre, Redditch, Worcester B97 4HA.

R. Tilney Limited, Bamford Sony Centre, 77a Abington Street, Northampton NN1 2BH.

Stuart Westmoreland Limited, Derby Sony Centre, 2c Albert Street, Derby DE1 2DS.

Kings Radio (Hereford) Ltd., 35 Widemarsh Street, Hereford HR4 9EA.

Robbs of Gloucester, 15 Worcester Street, Gloucester, Glos. GL1 3AJ.

Witney Audio Centre, 29 High Street, Witney, Oxon.

David Buswell, 5 Talisman Square, Kenilworth, Warwickshire.

Russell Acott, 124 High Street, Oxford, Oxon.

S. May (Leicester) Ltd., 27 Churchgate, Leicester.

Seymour Chemist Limited, 5 High Street, High Wycombe, Bucks. HP11 2AZ.

Fenway TV, 8 Victoria Way, Newmarket, Suffolk.

University Audio, Peas Hill, Cambridge.

Ringjay Electronics Limited, Coventry Sony Centre, 73 Lower Precinct, Coventry, West Midlands CV1 1DS.

R. C. Snelling, Blofield, Nr. Norwich.

Horntons, 8-9 Lower Temple Street, Birmingham B2.

Johnsons Shortwave Centre, 43 Friar Street, Worcester, Worcs.

Ray Withers Communications, International House, 963 Wolverhampton Road, Oldbury, W. Midlands.

Millers Music Centre, Sussex Street, Cambridge, Cambs.

Northern England: E. W. Hewitt Limited, Stockport Sony Centre, 104 Princes Street, Stockport, Cheshire SK1 1RJ.

E. W. Hewitt Limited, Altrincham Sony Centre, 91a George Street, Altrincham, Cheshire, WA1H 1RW.

E. W. Hewitt Limited, Warrington Sony Centre, 48 The Mall, Golden Square, Warrington, Lancashire, WA1 1QE.

Peter Bamford Limited, Hull Sony Centre, 42 Paragon Street, Hull, North Humberside HU1 3ND.

Jones of Oakwood Limited, Leeds Sony Centre, 103 Vicar Lane, Leeds LS1 6PJ.

Jones of Oakwood Limited, Wakefield Sony Centre, 35 Cross Square, Wakefield, W. Yorks.

Cleartone Ltd., Manchester Sony Centre, 66/68 Bridge St., Manchester, M3 2RG.

W. M. Hewitt, 549 Ecclesall Road, Sheffield.

Lester and Nix Ltd., 11 King Street, Belper.

Williams Electrical Shops, Sheffield Sony Centre, 955 Ecclesall Road, Banner Cross, Sheffield S11 8TY.

CBS Audio Vision Ltd., St. John's Precinct, Liverpool.

Fairbothams, 58 Lower Hillgate, Stockport.

Williams Electrical Shops, Rotherham Sony Centre, 7 Riverside Precinct, Corporation Street, Rotherham S60 1ND.

Whiteleys, Deansgate, Blackpool.

Ball Bros., Bacup Road, Rossendale, Lancs.

J. G. Windows, 1-7 Central Arcade, Newcastle-upon-Tyne.

Goodrights Limited, Preston Sony Centre, 98/100 Fishergate Walk, St. Georges Centre, Preston, Lancs. PR1 2NR.

Fenhams, 119 Grainger Street, Newcastle-upon-Tyne.

Lawsons, 7 St. Anns Staith, Whitby.

Erricks of Bradford Limited, Bradford Sony Centre, 18 Rawson Square, Bradford, W. Yorks, BD1 3JP.

Hadwins, 29-33 Finkle Street, Kendle, Cumbria.

Misons, 11 Warwick Road, Carlisle, Cumbria.

Searle Audio, 229 Rawlinton Street, Barron, Cumbria.

Scotland: Edinburgh Sony Centre, 386 Morningside Road, Edinburgh, Scotland EH10 5HX.

McMichael Bros., 9 Mill Street, Alloa, Clackmannanshire, Scotland SK10 1DT.

Graham Robertson, 5 Fountain Road, Bridge of Allan, Stirlingshire, Scotland SK9 4ET.

Video One, Glasgow Sony Centre, 31 Sauchiehall Street, Glasgow, Scotland G2 5HS.

Connolly Bros., Hi-Fi Limited, 31 Almondvale Centre, Livingston, Midlothian, Scotland EH54 6NB.

Connolly Bros., Hi-Fi Limited, 7 King Street, Kilmarnock, Scotland KA1 1PT.

David Steven, 1-3 Main Street, East Kilbride, Scotland.

Murray Mackie, 30 High Street, Fraserburgh, Scotland.

Martin E. Payne Limited, 38 South Methven Street, Perth, Scotland PH1 5NU.

Martin E. Payne Limited, 18 Union Street, Dundee, Scotland DD1 4BH.

C. Bruce Miller, 363 Union Street, Aberdeen, Scotland.

J. D. Brown, 28-36 Castle Street, Dundee, Scotland.

McMichael Bros. 23/27 Upper Craigs, Stirling, Scotland. FK8 2DG.

In Hi-Fi Ltd., 63 George Street, Edinburgh, Scotland.

Wales: Radiocraft Sonus Ltd., 251 Cowbridge Rd. Estate, Canton, Cardiff CF1 9TQ.

Radiocraft Sonus Ltd., 231 High Street, Swansea SA1 1NY.

Tele-Electrical Services, 9 The Brackla Street Centre, Bridgend, Mid. Glamorgan CF31 1DD.

Northern Ireland: F. Rea & Co., 24-30 Chichester Street, Belfast, Northern Ireland.


Laser Electrical Ltd., Unit 3, Abbey Trading Estate, Newton Abbey, Northern Ireland.

Audio Times, 85 Royal Avenue, Belfast, Northern Ireland.

Channel Islands: Reg Mauger (Sales) Ltd., 20 Halkett Place, St. Helier, Jersey, C.I.

Soundtrack, 1 Church Square, St. Peter Port, Guernsey, C.I.

C. R. Regent, 49 Halkett Road, St. Helier, Jersey, C.I.





0202 678558

Practical Wireless

0202 678558



BOOK SERVICE

The books listed have been selected as being of special interest to our readers. They are supplied from our editorial address direct to your door. Some titles are overseas in origin.

HOW TO ORDER

Add 75p per order postage (overseas readers add £1.50 for surface mail postage) and send a postal order, cheque or international money order with your order (quoting book titles and quantities) to **PW Publishing Limited, FREEPOST, Enefco House, The Quay, Poole, Dorset BH15 1PP**. Payment by Access, Mastercard, Eurocard or Visa also accepted on telephone orders to Poole (0202) 678558. Books normally despatched by return of post but please allow 28 days for delivery.

★ A recent addition to our Book Service. O/P = Out of print, O/S = Out of stock.

RADIO

AIR & METEO CODE MANUAL

Joerg Klingenfuss 10th edition
Contains detailed description of the World Meteorological Organisation Global Telecommunication System operating FAX and RTTY meteo stations, and of its message format with decoding examples. Also contains detailed description of the Aeronautical Fixed Telecommunication Network amongst others. 293 pages £14.00

BETTER RADIO/TV RECEPTION

A. Nallawalla, A. T. Cushen and B. D. Clark
An Australian publication giving guidance and advice both to listeners seeking reliable reception of some distant radio station, and to DX listening hobbyists. 134 pages £9.95

BETTER SHORTWAVE RECEPTION (USA)

W. S. Orr W6SAI & S. D. Cowan W2LX
Receivers, antennas, propagation, DX listening techniques for the short waves and v.h.f. 158 pages £5.50

★ PASSPORT TO WORLD BAND RADIO 1989

This book gives you the information you need to explore and enjoy the world of broadcast band listening. It includes features on different international radio stations, receiver reviews and advice as well as the hours and language of broadcast stations by frequency. 416 pages £12.95

SCANNERS (updated)

Peter Rouse GU1DKD
A guide for users of scanning receivers, covering hardware, antennas, accessories, frequency allocations and operating procedure. 177 pages £7.95

SCANNERS 2

Peter Rouse GU1DKD
The companion to Scanners, this provides even more information on the use of v.h.f. and u.h.f. communications band and gives constructional details for accessories to improve the performance of scanning equipment. 216 pages £9.95

SHORT WAVE RADIO LISTENERS' HANDBOOK

Arthur Miller
In easy-to-read and non-technical language, the author guides the reader through the mysteries of amateur, broadcast and CB transmissions. 207 pages £6.99

RADIOTELETYPE CODE MANUAL

10th Edition
Joerg Klingenfuss
This book provides detailed descriptions of the characteristics of telegraph transmission on short waves, with all commercial modulation types including voice frequency telegraphy. It provides comprehensive information on all RTTY systems and c.w. alphabets. 96 pages £8.00

THE SATELLITE EXPERIMENTER'S HANDBOOK (USA)

A guide to understanding and using amateur radio, weather and TV broadcast satellites. 207 pages £9.25

BEGINNERS

AN INTRODUCTION TO RADIO DXING (BP91)

R. A. Penfold
How to find a particular station, country or type of broadcast and to receive it as clearly as possible. 112 pages £1.95

BEGINNER'S GUIDE TO RADIO (9th Edition)

Gordon J. King
Radio signals, transmitters, receivers, antennas, components, valves and semiconductor, CB and amateur radio are all dealt with here. 266 pages £6.95

BEGINNER'S GUIDE TO ELECTRONICS

Owen Bishop
For youngsters thinking of a career in electronics; theory and applications in computers, radio, TV, recording, medical and industrial electronics. 240 pages £5.95

ELECTRONICS SIMPLIFIED—CRYSTAL SET CONSTRUCTION (BP92)

F. A. Wilson
This is a book especially written for those who wish to

take part in basic radio building. All the crystal sets in the book are from old designs but updated to take account of modern components. 72 pages, £1.75

QUESTIONS & ANSWERS RADIO

Eugene Trundle
Basics of electrical theory, radio and semiconductors, receivers, amateur and CB radio, and test equipment. 110 pages £3.95

THE SIMPLE ELECTRONIC CIRCUIT AND COMPONENTS Book 1 (BP62)

The aim of this book is to provide an in expensive but comprehensive introduction to modern electronics. 209 pages £3.50

TELEVISION

AN INTRODUCTION TO SATELLITE TELEVISION (BP195)

F. A. Wilson
Answers all kinds of questions about satellite television. For the beginner thinking about hiring or purchasing a satellite TV system there are details to help you along. For the engineer there are technical details including calculations, formulae and tables. Plenty of advice for the d.i.y. enthusiast. 104 pages £5.95

A TV-DXERS HANDBOOK (BP176)

R. Bunney
Information on transmission standards, propagation, receivers including multi-standard, colour, satellites, antennas, photography, station identification, interference, etc. Revised and updated 1986. 87 pages £5.95

SATELLITE TELEVISION

Peter S. Pearson
How satellite TV works, setting up your own TVRO terminal, the costs, the programmes available. 72 pages £4.95

GUIDE TO WORLD-WIDE TELEVISION TEST CARDS

2nd Edition
Keith Hamer and Garry Smith
The main purpose of this book is to assist long distance television enthusiasts (TV DXers) around the world with signal identification. There are 240 test cards, identification slides and clock captions pictured. It is in "semi-alphabetical" order, that is the stations are in alphabetical order in their geographical sections. 52 pages O/P

THEORY

AMATEUR RADIO & ELECTRONICS STUDY GUIDE

3rd Edition
Ian Ridpath ZL1BCG
This book aims to fill the gap between high level amateur radio handbooks and over-simplified beginners manuals. It is written in a "students own notes" format that hopes to put the reader more at ease than formally written text books do. 216 pages £7.00

COMMUNICATION (BP89)

(Elements of Electronics—Book 5)
F. A. Wilson
Fundamentals of line, microwave, submarine, satellite, digital multiplex, radio and telegraphy systems are covered, without the more complicated theory or mathematics. 256 pages £2.95

FOUNDATIONS OF WIRELESS AND ELECTRONICS (10th Edition)

M. G. Scroggie and S. W. Amos
Covering d.c. and a.c. circuits, L, C, tuned circuits and selectivity, valves, semiconductors, transmission lines, antennas, radiation, oscillation, modulation, detection, amplification, superhet receivers, c.r.t.s, waveform generators and switches, computers and power supplies. 551 pages O/P

LEVEL II RADIO & ELECTRONICS THEORY

Ian Ridpath ZL1BCG
A sequel to Amateur Radio & Electronics Study Course, this book covers advanced theory up to a level needed on most technician courses. The handwritten format is designed to make the student feel as though the pages are his own notes. 169 pages £6.70

PRACTICAL ELECTRONICS CALCULATIONS AND FORMULAE (BP53)

F. A. Wilson
This has been written as a workshop manual for the

electronics enthusiast. There is a strong practical bias and higher mathematics have been avoided where possible. 249 pages £3.95

LISTENING GUIDES

AIR BAND RADIO HANDBOOK

David J. Smith
With air band radio you can eavesdrop on the conversations between aircraft and those on the ground who control them. The author, an air traffic controller, explains more about this listening hobby. 174 pages £5.99.

FLIGHT ROUTINGS 1988

T. T. Williams
Identifies the flights of 168 airlines, schedule, charter, cargo and mail, to and from the UK and Eire and overflights between Europe and America. 104 pages O/P

DIAL SEARCH (5th Edition 1988/89)

George Wilcox
The listener's check list and guide to European broadcasting. Covers medium wave, long wave, v.h.f. and short wave, including two special maps, making the most of your portable and many more. 46 pages £3.25

AIR TRAFFIC CONTROL

David Adair
A guide to air traffic control with maps, drawings and photographs explaining how aircraft are guided through crowded airspace. 176 pages £6.99

GUIDE TO BROADCASTING STATIONS

19th Edition (1987/88)
Philip Darrington
Frequency and station data, receivers, antennas, Latin American DXing, reporting, computers in radio, etc. 240 pages £6.95

GUIDE TO FACSIMILE STATIONS

8th Edition
Joerg Klingenfuss
This manual is the basic reference book for everyone interested in FAX. Frequency, call sign, name of the station, ITU country/geographical symbol, technical parameters of the emission are all listed. All frequencies have been measured to the nearest 100Hz. 262 pages £12.00

GUIDE TO FORMER UTILITY TRANSMISSIONS

3rd Edition
Joerg Klingenfuss
This manual is built on continuous monitoring of the radio spectrum from the sixties until the recent past. It is a useful summary of former activities of utility stations and provides information to the active radio monitor in the classification and identification of radio signals. 126 pages £8.00

GUIDE TO UTILITY STATIONS

7th Edition
Joerg Klingenfuss
This book covers the complete short wave range from 3 to 30MHz plus the adjacent frequency bands from 0 to 150kHz and from 1.6 to 3MHz. It includes details on all types of utility stations including FAX and RTTY. There are 15802 entries in the frequency list and 3123 in the alphabetical call sign list plus press services and meteorological stations. 494 pages £19.00

HF OCEANIC AIRBAND COMMUNICATIONS (3rd Edn.)

Bill Laver
Aircraft channels by frequency and band, main ground radio stations, European R/T networks, North Atlantic control frequencies. 29 pages £3.50

INTERNATIONAL RADIO STATIONS GUIDE (BP255)

Updated and completely re-written in June 1988. It provides the casual listener and DXer with an essential reference work designed to guide them around the ever more complex radio bands. 312 pages £4.95

THE COMPLETE VHF/UHF FREQUENCY GUIDE

Updated 1988
This book gives details of frequencies from 26–2250MHz with no gaps and who uses what. Recently updated, there are chapters on equipment requirements as well as antennas, etc. 88 pages £5.95

THE INTERNATIONAL VHF FM GUIDE

7th Edition

Julian Baldwin G3UHK & Kris Partridge G8AUU

The latest edition of this useful book gives concise details of repeaters and beacons worldwide plus coverage maps and further information on UK repeaters. 70 pages £2.85

UK LISTENERS CONFIDENTIAL FREQUENCY LIST (5th Edition)

Bill Laver

Covering the services and transmission modes that can be heard on the bands between 1.635 and 29.7MHz. 147 pages £6.95

VHF/UHF AIRBAND FREQUENCY GUIDE (Second edition)

A complete guide to the airband frequencies including how to receive the signals, the frequencies and services, VOLMET and much more about the interesting subject of airband radio. 74 pages £5.95

WORLD RADIO TV HANDBOOK 1988

Country-by-country listings of long, medium and short wave broadcasters and TV stations. Receiver test reports. English language broadcasts. The s.w.l.'s "bible". 576 pages £17.95

INTERFERENCE

INTERFERENCE HANDBOOK (USA)

William R. Nelson WA6FGQ

How to locate and cure r.f.i. for radio amateurs, CBers and TV and stereo owners. 253 pages £6.75

RADIO FREQUENCY INTERFERENCE (USA)

What causes r.f.i.? Are all r.f.i. problems difficult, expensive and time-consuming to cure? These questions and many more are answered in this book. 84 pages £4.30

TELEVISION INTERFERENCE MANUAL (RSGB)

B. Priestley

TV channels and systems, spurious-radiation TVI, strong-signal TVI, audio breakthrough, transmitter design. 78 pages £2.94

AMATEUR RADIO

AMATEUR RADIO CALL BOOK (RSGB)

Winter 87/88 Edition

This useful work now incorporates a 48-page reference section of useful information for amateur radio enthusiasts. 310 pages O/P

AMATEUR RADIO LOGBOOK

Standard logbook for the transmitting amateur in horizontal A4 format. 25 lines per page. 96 pages £2.30

AMATEUR RADIO OPERATING MANUAL (RSGB)

A mine of information on just about every aspect of amateur operating, including international call sign series holders, prefix lists, DXCC countries list, etc. 204 pages £6.16

AMATEUR RADIO SATELLITES the first 25 years

Arthur C. Gee G2UK

The material in this souvenir publication is drawn from the author's archives. It is mainly a pictorial account on the pattern of developments which have occurred over the last 25 years. 34 pages £2.25

CARE AND FEEDING OF POWER GRID TUBES (USA)

This handbook analyses the operation of EIMAC power grid valves and provides design and application information to assist the user of these valves. 156 pages £6.75

HOW TO PASS THE RADIO AMATEURS' EXAMINATION (RSGB)

G. L. Benbow G3HB

The background to multiple choice exams and how to study for them with nine sample RAE papers for practice, plus maths revision. 91 pages £3.00

PASSPORT TO AMATEUR RADIO

Reprinted from PW 1981-1982

The famous series by GW3JGA, used by thousands of successful RAE candidates as an aid to their studies. Plus other useful articles for students of amateur radio. 96 pages £1.50

QUESTIONS & ANSWERS

AMATEUR RADIO

F. C. Judd G2BCX

What is amateur radio? The Radio Amateurs' Exam and Licence. The technology, equipment, antennas, operating procedure and codes used by amateurs. 122 pages £3.95

RADIO AMATEUR'S GUIDE RADIO WAVE PROPAGATION (HF Bands)

F. C. Judd G2BCX

The how and why of the mechanism and variations of propagation in the h.f. bands. 144 pages £8.95

RADIO AMATEUR'S MAP OF NORTH AMERICA (USA)

Shows radio amateurs prefix boundaries, continental boundaries and zone boundaries. 760 x 636mm £2.50

RADIO AMATEUR'S PREFIX MAP OF THE WORLD (USA)

Showing prefixes and countries, plus listings by order of country and of prefix. 1014 x 711mm £2.95

RADIO AMATEUR'S WORLD ATLAS (USA)

17 pages of maps, including the world-polar projection. Also includes the table of allocation of international call sign series. £3.50

THE RADIO AMATEUR'S DX GUIDE (USA) 15th Edition

The guide contains information not easily obtained

elsewhere and is intended as an aid and quick reference for all radio amateurs interested in DX. 38 pages £2.95

THE RADIO AMATEUR'S QUESTIONS & ANSWER REFERENCE MANUAL 3rd Edition R.E.G. Petri G8CCJ

This book has been compiled especially for students of the City and Guilds of London Institute RAE. It is structured, with carefully selected multiple choice questions, to progress with any recognised course of instruction, although it is not intended as a text book. 258 pages £6.95

THE 1988 ARRL HANDBOOK FOR THE RADIO AMATEUR

This, the sixty-fifth edition is available only in hardback, the first time the ARRL have done this. New construction projects are the theme of this edition, there is a deluxe memory keyer, receiver projects, a linear QSK converter, a low-powered balanced Transmatch and a d.t.m.f. decoder. Updated every year, this provides useful reference material for the radio amateur. It also includes 18 pages of p.c.b. track pattern for you to build your own boards. 1157 pages O/P

VHF HANDBOOK FOR RADIO AMATEURS (USA)

H. S. Brier W9EGQ & W. I. Orr W6SAI

VHF/UHF propagation, including moonbounce and satellites, equipment and antennas. 335 pages £7.95

VHF/UHF MANUAL (RSGB)

G. R. Jessop G6JP

Theory and practice of amateur radio reception and transmission, between 30MHz and 24GHz. 520 pages £7.95

DATA & REFERENCE

DIGITAL IC EQUIVALENTS

AND PIN CONNECTIONS (BP140)

A. Michaels

Equivalents and pin connections of a popular selection of European, American and Japanese digital i.c.s. 256 pages £5.95

INTERNATIONAL DIODE EQUIVALENTS GUIDE (BP108)

A. Michaels

Possible substitutes for a large selection of many different types of semiconductor diodes. 144 pages £2.25

INTERNATIONAL TRANSISTOR EQUIVALENTS GUIDE (BP85)

A. Michaels

Possible substitutes for a popular selection of European, American and Japanese transistors. 320 pages £3.50

LINEAR IC EQUIVALENTS

AND PIN CONNECTIONS (BP141)

A. Michaels

Equivalents and pin connections of a popular selection of European, American and Japanese linear i.c.s. 320 pages £5.95

NEWNES AUDIO & HI-FI ENGINEER'S POCKET BOOK

Vivian Capel

This is a concise collection of practical and relevant data for anyone working on sound systems. The topics covered include microphones, gramophones, CDs to name a few. 190 pages Hardback £9.95

NEWNES COMPUTER ENGINEER'S POCKET BOOK

This is an invaluable compendium of facts, figures, circuits and data and is indispensable to the designer, student, service engineer and all those interested in computer and microprocessor systems. 203 pages Hardback £8.95

NEWNES ELECTRONICS POCKET BOOK

5th Edition

Presenting all aspects of electronics in a readable and largely non-mathematical form for both the enthusiast and the professional engineer. 315 pages Hardback £8.95

NEWNES RADIO AMATEUR AND LISTENER'S POCKET BOOK

Steve Money G3FZX

This book is a collection of useful and intriguing data for the traditional and modern radio amateur as well as the short wave listener. Topics such as AMTOR, packet radio, SSTV, computer communications, airband and maritime communications are all covered. 160 pages Hardback £8.95

NEWNES RADIO AND ELECTRONICS ENGINEER'S POCKET BOOK

(17th Edition)

Keith Brindley

Useful data covering maths, abbreviations, codes, symbols, frequency bands/allocations, UK broadcasting stations, semiconductor components, etc. 201 pages Hardback £6.95

NEWNES TELEVISION AND VIDEO ENGINEER'S POCKET BOOK

Eugene Trundle

This is a valuable reference source for practitioners in "entertainment" electronic equipment. It covers TV reception from v.h.f. to s.h.f., display tubes, colour camera technology, video recorder and video disc equipment, video text and hi-fi sound. 323 pages Hardback £9.95

POWER SELECTOR GUIDE (BP235)

J. C. J. Van de Ven

This guide has the information on all kinds of power devices in useful categories (other than the usual alpha numeric sort) such as voltage and power properties making selection of replacements easier. 160 pages £4.95

RSGB RADIO DATA REFERENCE BOOK

G. R. Jessop G6JP

The 5th Edition of an essential book for the radio amateur's or experimenter's workbench. 244 pages Hardback £8.56

SEMICONDUCTOR DATA BOOK

A. M. Ball

Characteristics of about 10 000 transistors, f.e.t.s, u.j.t.s, diodes, rectifiers, triacs and s.c.r.s. 175 pages £9.95

TRANSISTOR SELECTOR GUIDE (BP234)

J. C. J. Van de Ven

This guide has the information on all kinds of transistors in useful categories (other than the usual alpha numeric sort) such as voltage and power properties making selection of replacements easier. 192 pages £4.95

FAULT-FINDING

ARE THE VOLTAGES CORRECT?

Reprinted from PW 1982-1983

How to use a multimeter to fault-find on electronic and radio equipment, from simple resistive dividers through circuits using diodes, transistors, i.c.s and valves. 44 pages £1.50

GETTING THE MOST FROM YOUR MULTIMETER (BP239)

R. A. Penfold

This book is primarily aimed at beginners. It covers both analogue and digital multimeters and their respective limitations. All kinds of testing is explained too. No previous knowledge is required or assumed. 102 pages £2.95

MODERN ELECTRONIC TEST EQUIPMENT

Keith Brindley

This book describes in a down-to-earth manner how the main categories of test equipment work. The subjects covered include analogue and digital meters, oscilloscopes, signal sources, frequency, time and event counters, spectrum and logic analysers, displays and automatic test equipment. 134 pages £6.95

OSCILLOSCOPES, HOW TO USE THEM, HOW THEY WORK (Revised 2nd Edition)

Ian Hickman

This book describes oscilloscopes ranging from basic to advanced models and the accessories to go with them. 133 pages £6.95

PRACTICAL HANDBOOK OF VALVE RADIO REPAIR

Chas E Miller

The definitive work on repairing and restoring valved broadcast receivers dating from the 1930s to the 60s. Appendices giving intermediate frequencies, valve characteristic data and base connections. 230 pages Hardback O/P

QUESTIONS & ANSWERS

RADIO REPAIR

Les Lawry-Johns

How to fault-find and repair valved and transistorised receivers, car radios and unit audio equipment. Suggested lists of tools and spare parts. 106 pages £3.95

SERVICING RADIO, HI-FI AND TV EQUIPMENT

Gordon J King

A very practical book looking at semiconductor characteristics, d.c. and signal tests, fault-finding techniques for audio, video, r.f. and oscillator stages and their application to transistor radios and hi-fi. 205 pages £9.95

TRANSISTOR RADIO FAULT FINDING CHART (BP70)

C. E. Miller

Used properly, should enable most common faults to be traced reasonably quickly. Selecting the appropriate fault description at the head of the chart, the reader is led through a sequence of suggested checks until the fault is cleared. 635 x 455mm (approx) £0.95

PROJECT CONSTRUCTION

HOW TO BUILD ADVANCED SHORT WAVE RECEIVERS (BP226)

R. A. Penfold

Greater satisfaction can be gained from the hobby of shortwave listening when using home constructed equipment. This book gives full practical constructional details of a number of receivers as well as some add-on circuits like S-meters and noise limiters. 118 pages £2.95

HOW TO DESIGN AND MAKE YOUR OWN P.C.B.s (BP121)

R. A. Penfold

Designing or copying printed circuit board designs from magazines, including photographic methods. 80 pages £1.95

INTRODUCING QRP

Collected Articles from PW 1983-1985

An introduction to low-power transmission, including constructional details of designs by Rev. George Dobbs G3RJV for transmitters and transceivers from Top Band to 14MHz, and test equipment by Tony Smith G4FAI. 64 pages £1.50

MORE ADVANCED POWER SUPPLY PROJECTS (BP192)

R. A. Penfold

The practical and theoretical aspects of the circuits are covered in some detail. Topics include switched mode power supplies, precision regulators, dual tracking regulators and computer controlled power supplies, etc. 92 pages £2.95

POWER SUPPLY PROJECTS BP76

R. A. Penfold

This book gives a number of power supply designs including simple unregulated types, fixed voltage regulated types and variable voltage stabilised designs. 91 pages £2.50

PRACTICAL POWER SUPPLIES Collected Articles from PW 1978-1985

Characteristics of batteries, transformers, rectifiers, fuses and heatsinks, plus designs for a variety of mains-driven power supplies, including the PW "Marchwood" giving a fully stabilised and protected 12V 30A d.c. 48 pages £1.25

PROJECTS IN AMATEUR RADIO AND SHORT WAVE LISTENING

F. G. Rayer G3OGR

Full constructional details are given for all projects, including housing the units in a suitable case. All the projects are either on p.c.b. or matrix board. 90 pages £4.95

QRP NOTEBOOK Doug DeMaw W1FB

This book deals with the building and operating of a successful QRP station. Lots of advice is given by the author who has spent years as an ardent QRP'er. All the text is easy to read and the drawings are large and clear. 77 pages £3.95

SOLID STATE SHORT WAVE RECEIVERS FOR BEGINNERS (BP222)

R. A. Penfold

There is a strange fascination in listening to a broadcast which has been transmitted over many thousands of kilometres. This is even more the case when you've built the receiver yourself. This book contains several designs that will give a fairly high level of performance. 93 pages £2.95

AUDIO FREQUENCIES

AUDIO (BP111)

(Elements of Electronics—Book 2)

F. A. Wilson

This book studies sound and hearing, and the operation of microphones, loudspeakers, amplifiers, oscillators, and both disc and magnetic recording. 320 pages £3.50

ANTENNAS (AERIALS)

AERIAL PROJECTS (BP105)

R. A. Penfold

Practical designs including active, loop and ferrite aerials plus accessory units. 96 pages £1.95

ALL ABOUT VERTICAL ANTENNAS (USA)

W. I. Orr W6SAI and S. D. Cowan W2LX

Theory, design, construction, operation, the secrets of making vertical work. 191 pages £7.50

AN INTRODUCTION TO ANTENNA THEORY (BP198)

H. C. Wright

This book deals with the basic concepts relevant to receiving and transmitting antennas. Lots of diagrams reduce the amount of mathematics involved. 86 pages £2.95

BEAM ANTENNA HANDBOOK (USA)

W. I. Orr W6SAI & S. D. Cowan W2LX

Design, construction, adjustment and installation of h.f. beam antennas. 198 pages £6.75

HF ANTENNAS FOR ALL LOCATIONS (RSGB)

L. A. Moxon G6XN

Taking a new look at how h.f. antennas work, and putting theory into practice. 260 pages £5.69

OUT OF THIN AIR

Collected Antenna Articles from PW 1977-1980

Including such favourites as the ZL Special and '2BCX' 16-element beams for 2m, and the famous "Slim Jim", designed by Fred Judd G2BCX. Also features systems for Top Band, medium wave/long wave loop designs and a v.h.f. direction finding loop. Plus items on propagation, accessories and antenna design. 80 pages £1.80

SIMPLE, LOW-COST WIRE ANTENNAS FOR RADIO AMATEURS (USA)

W. I. Orr W6SAI and S. D. Cowan W2LX

Efficient antennas for Top Band to 2m, including "invisible" antennas for difficult station locations. 191 pages £6.75

THE ARRL ANTENNA BOOK 15th Edition (USA)

A station is only as effective as its antenna system. This book covers propagation, practical constructional details of almost every type of antenna, test equipment and formulas and programs for beam heading calculations. 327 pages £14.95

THE ARRL ANTENNA COMPENDIUM Volume 1 (USA)

This book makes fascinating reading of hitherto unpublished material. Among topics discussed are quads and loops, loop periodic arrays, beam and multi-band antennas, verticals and reduced size antennas. 175 pages £9.25

THE RADIO AMATEUR ANTENNA HANDBOOK

William I. Orr W6SAI & Stuart D. Cowan W2LX

Yagi, quad, quagi, I-p, vertical, horizontal and "sloper" antennas are all covered. Also towers, grounds and rotators. 190 pages £6.75

TWO-METRE ANTENNA HANDBOOK

F. C. Judd wrote this book for radio amateurs new to the 144-146MHz band. The range of antennas described will cater for most situations, particularly those where space is a problem. 157 pages £6.95

WIRES & WAVES

Collected Antenna Articles from PW 1980-1984

Antenna and propagation theory, including NBS Yagi design data. Practical designs for antennas from medium waves to microwaves, plus accessories such as a t.u.s., s.w.r. and power meters, and a noise bridge. Dealing with TVI. 160 pages £3.00

W1FB'S ANTENNA NOTEBOOK

Doug DeMaw W1FB

This book provides lots of designs, in simple and easy-to-read terms, for simple wire and tubing antennas. All drawings are large and clear making construction much easier. 124 pages 0/5

25 SIMPLE AMATEUR BAND AERIALS (BP125)

E. M. Noll

How to build 25 simple and inexpensive aerials, from a simple dipole through beam and triangle designs to a mini-rhombic. Dimensions for specific spot frequencies, including the WARC bands. 80 pages £1.95

25 SIMPLE INDOOR AND WINDOW AERIALS (BP136)

E. M. Noll

Designs for people who live in flats or have no gardens, etc., giving surprisingly good results considering their limited dimensions. 64 pages £1.75

25 SIMPLE SHORT WAVE BROADCAST BAND AERIALS (BP132)

E. M. Noll

Designs for 25 different aerials, from a simple dipole through helical designs to a multi-band umbrella. 80 pages £1.95

25 SIMPLE TROPICAL AND MW BAND AERIALS (BP145)

E. M. Noll

Simple and inexpensive aerials for the broadcast bands from medium wave to 49m. 64 pages £1.75

COMPUTING

AN INTRODUCTION TO COMPUTER COMMUNICATIONS (BP177)

R. A. Penfold

Details of various types of modem and their applications, plus how to interconnect computers, modems, and the telephone system. Also networking systems and RTTY. 96 pages £2.95

AN INTRODUCTION TO COMPUTER PERIPHERALS (BP170)

J. W. Penfold

Covers monitors, printers, disk drives, cassette recorders, modems, etc., explaining what they are, how to use them and the various types of standards. 80 pages £2.50

MICROPROCESSING SYSTEMS AND CIRCUITS (BP77)

(Elements of Electronics—Book 4)

F. A. Wilson

A comprehensive guide to the elements of microprocessing systems, which are becoming ever more involved in radio systems and equipment. 256 pages £2.95

MORSE

INTRODUCING MORSE

Collected Articles from PW 1982-1985

Ways of learning the Morse Code, followed by constructional details of a variety of keys including Iambic, Triambic, and an Electronic Bug with a 528-bit memory. 48 pages £1.25

THE MORSE CODE FOR RADIO AMATEURS (RSGB)

Margaret Mills G3ACC

A guide to learning to send and receive Morse code signals up to the 12 w.p.m. required for the RAE. 19 pages £2.88

THE SECRET OF LEARNING MORSE CODE

Mark Francis

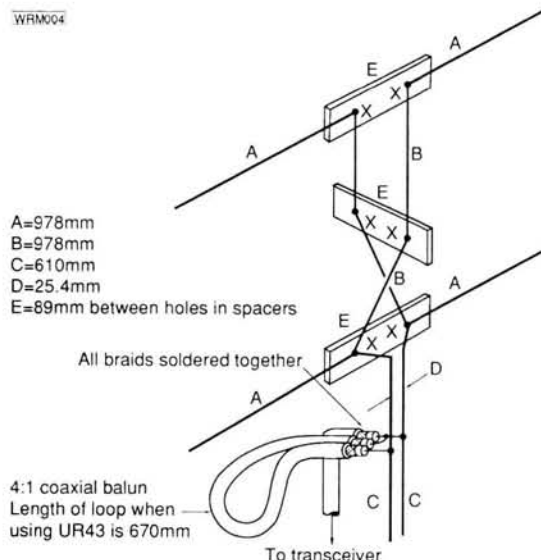
Designed to make you proficient in Morse code in the shortest possible time, this book points out many of the pitfalls that beset the student. 87 pages £4.95

ERRORS & UPDATES

Practically Yours, December 1988

Apologies to Glen Ross and any readers who were misled by the drawing of the "Lazy-H" antenna. The "Lazy H" is not an end-fire array, but is a broadside design, as shown here. Our thanks to Frank Rose G2FHV for pointing this out.

WRM004



SWAP SPOT

Got a camera, want a receiver? Got a v.h.f. rig, want some h.f. gear to go with your new G-zero? In fact, have you got anything to trade radio-wise?

If so, why not advertise it FREE here. Send details, including what equipment you're looking for, to "SWAP SPOT", Practical Wireless, Enefcro House, The Quay, Poole, Dorset BH15 1PP, for inclusion in the first available issues of the magazine.

A FEW SIMPLE RULES: Your ad. should follow the format of those appearing below, it must be typed or written in block letters; it must be not more than 40 words long including name and address/telephone number. Swaps only—no items for sale—and one of the items MUST be radio related. Adverts for ILLEGAL CB equipment will not be accepted.

The appropriate licence must be held by anyone installing or operating a radio transmitter.

Have Amstrad DD1 disk drive and interface for CPC464. Would exchange for Icom IC-202, rotator or wide-band oscilloscope or w.h.y? Barry G1VZW. Tel: (Blackburn) 0254 581949. E838

Have Praktica BC-1 camera outfit including telephoto lens, flash plus lots of extras. Would exchange for any type of 144MHz transceiver in reasonable condition with same value (£100 approximately). Write first to, Mr Small, 10 Sibleys Rise, South Heath, Great Missenden, Bucks HP16 9QQ. E843

National Panasonic M3 video camera with £200 of extras, including "Slix" 88 tripod. All new and unused. Would exchange for new or nearly new h.f. transceiver with retail price around £1300. Mr Power, N. Ireland. Tel: 0574 75293 evenings or weekends. E845

Have Canon AE1 prog. camera with 50mm, 28-80mm, 70-200mm lenses, plus x2 converter and dedicated flash. All in mint condition and housed in alloy case, worth £550. Would exchange for Yaesu FRG-9600 receiver in mint condition. Mr. D. Dutton. Tel: 0283 218120. E851

Have Jaybeam 10XY 144MHz beam. Would exchange for MBM88/70. Bruce Edwards G3WCE. Tel: Norwich 53331. Please NO calls before 7pm, as this is daytime business number. E857

Practical Wireless, January 1989

AMATEUR RADIO COMMUNICATIONS LTD.

AUTHORISED ICOM, YAESU AND STANDARD DEALER



NEW IN STOCK

Black Jaguar MkIII

£235.00

Switchable between AM/FM. Base and mobile charging frequency range. 26-30MHz, 60-88MHz, 115-117MHz, 210-260MHz, 410-520MHz.



NOW EX-STOCK

Bearcat 200XLT Up to 950MHz

£249.00

May we wish all our Friends and Customers a Very Happy Christmas and a Prosperous 1989

STOP PRESS

JST135 150W TRANSCEIVER, NOW EX-STOCK
£1,195

ALWAYS A LARGE SELECTION OF SECONDHAND EQUIPMENT AND COMMISSION SALES ON DISPLAY. TELEPHONE FOR DETAILS



£599

5200ED Dual Band 50W each band

£599

Now authorised dealer for NAVICO British made 2m, 25W Mobile Transceivers

AMR 1000-S £247

AMR 1000S-F £299



38 Bridge Street, Earlestown, Newton-le-Willows, Merseyside WA12 9BA. Only 1 mile from Junction 23 – M6
Telephone: N-le-W (09252) 29881
OPEN TUES-SAT 10 a.m. - 5 p.m. CLOSED 25/26/27 DECEMBER



INSTANT FINANCE AVAILABLE SUBJECT TO STATUS

MICROWAVE MODULES · TONNA · JAYBEAM · SANDPIPER · BNOS · AKD · CAPCO · REVEX

STANDARD COMMUNICATIONS

OUT NOW!

CRICKLEWOOD ELECTRONICS

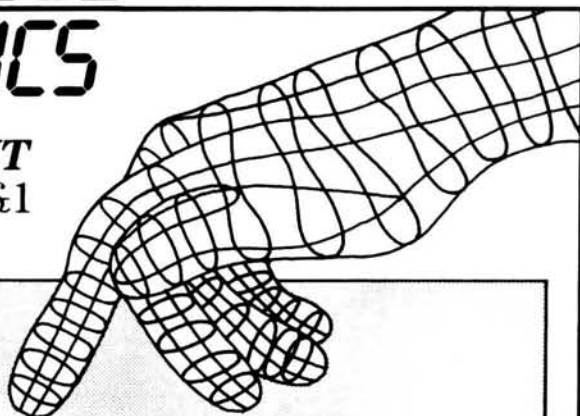
1989 100 PAGE COMPONENT CATALOGUE PRICE £1

SEND OFF FOR YOUR COPY TODAY...

- WE STOCK AN UNRIVALLED RANGE
- ALL OUR COMPONENTS ARE FIRST CLASS BRANDED ITEMS
- WE OFFER A SAME DAY SERVICE ON ALL STOCK ITEMS
- NO MINIMUM ORDER—IF YOU NEED ONE COMPONENT WE CAN SUPPLY ONE COMPONENT
- WE HAVE ADOPTED A NEW LOWER PRICING POLICY + QUANTITY DISCOUNTS
- FREE VOUCHERS WITH YOUR CATALOGUE—ORDER ONE NOW!...

JUST FILL IN THE COUPON OPPOSITE AND POST IT WITH YOUR £1 PAYMENT TO THE ADDRESS BELOW. YOU WILL RECEIVE NOT ONLY OUR SUPERB 100 PAGE CATALOGUE, BUT ALSO FREE VOUCHERS WHICH YOU CAN USE ON YOUR NEXT COMPONENTS ORDER.

CRICKLEWOOD ELECTRONICS LTD 40 CRICKLEWOOD BROADWAY LONDON NW2 3ET TEL: 01-450 0995/452 0161 FAX: 01-208 1441 TELEX: 914977



FREE VOUCHERS!

SEND OFF FOR YOUR CATALOGUE AND VOUCHERS TODAY.

I WOULD LIKE TO RECEIVE..... COPY(COPIES) OF THE 1989 CRICKLEWOOD ELECTRONICS COMPONENT CATALOGUE. I ENCLOSE £..... PLEASE ENCLOSE MY FREE VOUCHERS.

Tape your £1 coin here, or send a cheque or postal order for £1.00 for every catalogue you require.

NAME.....

ADDRESS.....



Devious Deeds in the Wireless Business

Stan Crabtree tells us of the undercurrents surrounding the early days of radio

With the first wireless signal bridging the Atlantic in December 1901 it was understandable that the cable companies would be dismayed. They had watched the experiments of Marconi since the first signs of progress in the last years of the nineteenth century, first with disdain then with alarm; as wireless range increased, so did the apprehension of the telegraph organisations. Even to the uninitiated it was obvious that wireless telegraphy on a commercial basis could seriously affect the revenue of the landline cable operators.

It is therefore not surprising that when Marconi announced the news of signals being received at Signal Point, Newfoundland, the Anglo American Telegraph Company reacted swiftly. In the first batch of congratulatory messages to the Italian inventor came a curt letter from the solicitors representing Anglo American. It stated that they held the monopoly for telegraph operation throughout Newfoundland and implicitly forbade further violation, with the threat of legal action if the request was ignored.

Marconi was surprised and frustrated. He had particularly wanted to continue with tests in order to copy signals on an ink recorder. Reception of the now legendary "S" had been achieved on a telephone earpiece; there was no corroborative evidence to substantiate his claim—although only a few sceptics doubted his word. However, he decided not to challenge the issue and was subsequently pleased to be offered a new site in Nova Scotia, together with a grant from the Canadian Government of £16000. The only problem was that the new station would be a further 530km away from Poldhu, his station in Cornwall.

The situation developed into a "cold war" between the cable firms and the Marconi Company. Early in 1902 the Eastern Telegraph Company commenced a form of industrial espionage against their future rivals. They originated an undefined contract with a certain gentleman called Neville Maskelyne and apparently gave him a free hand to mastermind operations against the Marconi organisation.

A 50m mast was erected on a site near the cricket field of Eastern Telegraph's training station at Porthcurno, near Penzance. This was some 29km distant from Marconi's transmitter at

Poldhu. Receiving apparatus was installed in a two-room wooden hut. Subsequently, the clandestine operators were able to record signals from Poldhu and the Lloyd's station at the Lizard, as well as traffic from some of the North Atlantic liners fitted with wireless equipment; this monitoring was authorised at board level. With its use the company was able to keep a check on Marconi operations and have first-hand information on any new developments. The receiving equipment was referred to as the "Brown Chemical Radioscope". (Whether or not this was an early invention of S G Brown is not clear.) Ironically, the existence of this spy station was apparently known to Marconi from the time of its installation. The first message recorded was one directed to "the unknown station" from Poldhu. It confirmed that the newly erected antenna had been observed but queried if the station had equipment capable of receiving their signals.

Maskelyne seems to have had something of a phobia about Marconi and his progress. Over a period of time he did his utmost to try and disprove the existence of wireless telegraphy. Neville Maskelyne, senior was a famous illusionist and advocate of magic; his son, too, had abilities as a conjuror and appeared to regard the whole concept of wireless as a giant confidence trick.

Possibly to disprove Marconi's claim of confidentiality, Maskelyne's first operation was to publish telegrams he "overheard" passing from Poldhu to the *Carlo Alberto* en route to Italy. There was no Wireless Telegraphy Act at this time and therefore, theoretically, no breach of secrecy was taking place. A Marconi Company senior executive, presumably non-technical, denied that the published messages were authentic and accused Maskelyne of forgery. This was rather foolish as all who understood the system realised that monitoring of signals was possible. The result was most embarrassing for the wireless company. An indignant Maskelyne strongly refuted the allegation and demanded an apology from Marconi himself. This he did not get and Marconi chose to ignore the whole issue.

Perhaps the most audacious attempt at disrupting the Marconi image occurred in June, 1903, at a lecture given at the Royal Institution by Professor Ambrose Fleming. Although the "tuning" of circuits was now introduced in all Marconi equipment, many observers were still sceptical; they questioned the claimed absence of interference from nearby stations and the amount of secrecy that was available in single-channel transmissions. Fleming had been appointed Scientific Adviser to the Marconi Company in a part-time



Guglielmo Marconi 1874–1937

courtesy of the Marconi Co. Ltd

Practical Wireless, January 1989

capacity and was to give a demonstration to an audience of dignitaries. A receiving package had been installed on a table at the corner of the stage with an assistant standing by. At the end of the address this was to provide a working example of his lecture by receiving wireless signals from Poldhu and Chelmsford on two separate coherers simultaneously.

The lecture started on time and the professor was soon deep into his subject. Shortly before he began summing up he was distracted by relay movement from the table. Turning, he saw the look of astonishment on the face of his helper, who was reading the paper tape from one of the ink recorders. The audience waited expectantly, but Fleming was confused as this was not the scheduled time for the demonstration signals.

Collecting himself and smiling, he asked his audience to excuse him for a moment. Walking over to the table he glanced enquiringly at his assistant as he took the tape from him. He frowned when he made out the first word—"Rats". He was further upset when he read the rest of the text "There was a young man from Italy, who diddle the public so prettily". Fleming breathed heavily. The only explanation he could think of was that the Poldhu operator must be drunk: his timing was wrong and he was certainly not using the planned test message. After a few more facetious offerings, this time from Shakespeare, the ink recorder stopped. Somewhat disconcerted, Fleming returned to the stage and continued with a resumé of the points he had made earlier. In the background, his assistant was stuffing the telegraph tape into his pockets.

A few minutes later one of the receiving systems again became active, followed rapidly by the second. Fleming quickly walked over and checked the output with a sigh of relief. Smiling again, he raised his arms and invited his audience to join him on the stage. The group slowly filed on to the platform and examined the tapes that now showed the pre-arranged test and greetings text transmitted from Poldhu and Chelmsford.

Although the episode ended satisfactorily, Professor Fleming was outraged. He burst into print with a letter to *The Times* stating that he had been a "victim of scientific hooliganism" and that the perpetrator (whoever he was) had made a "cowardly and concealed attempt to spoil the demonstration".

Two days later *The Times* published a letter from Neville Maskelyne in which he confessed to instigating the interruption. Aided by Dr Horace Manders he had interpolated other messages to disprove the claimed fidelity of the Marconi system. He stated that he could have wrecked the demonstration but refrained from doing so. Operating from his father's "Home of Mystery" at the Egyptian Theatre in Piccadilly, Maskelyne had keyed the offending text to undermine the lecturer's theme—progress in the elimination of interference from signals on an adjacent wavelength.

Londoners were by now familiar with Maskelyne's antics and most sympathised with Fleming, who was a much respected figure in the scientific arena. Even if it had been successful this act would hardly have deceived the knowledgeable. It is feasible that Maskelyne already knew, or would have been able to discover, the intended wavelength of operation. There was nothing to prevent him from operating on this same wavelength—not an adjacent one. For maximum effect it was a question of timing: it would have been more devastating if his transmission had been made simultaneously with the authentic signal, and perhaps this was his intention. In overlapping, the combined signals would have been unintelligible. No earphones were in use to discriminate between the two transmissions—simply the standard output of a relay and ink recorder. In fact, the authentic transmissions took place successfully without interruption, but Maskelyne was delighted in the publicity his operation had caused.

Another undercover operation is recorded, effected by one of Marconi's North American rivals. Reginald A Fessenden, a Canadian, was interested in producing radio telephony and had had some measure of success in this

field as far back as 1902. He knew that for good quality voice transmission, continuous waves were essential. His method of providing this was from a 50kHz alternator source and he had successfully broadcast music on Christmas Eve, 1906. He can thus be forgiven for resenting the publicity given to Marconi's North Atlantic service when it opened in October, 1907. Marconi used a disc discharger type of spark transmitter that produced a musical note; he considered this to be true c.w.

The amount of traffic passed by the new service was restricted due to the overloading of the landlines from the North American station at Goose Bay in Nova Scotia and Clifden on the west coast of Ireland. At least, this was the excuse given by the Marconi Company for the delays. However, using his own equipment, Fessenden set up a receiving station to monitor the American side. He subsequently alleged that the weak link in the chain was the radio path and that the Marconi service was to blame. There were no official regulations in force at that time and he was legally able to conduct this operation and make known his findings. The Marconi Company had said that their new equipment was operated at 20 w.p.m. but Fessenden asserted that the effective rate was a mere 3 w.p.m., brought about by operators having to repeat messages—sometimes as often as six times—before an acknowledgement was received. He made this allegation as public as possible by writing a letter to *The Electrician*, the foremost technical periodical of the day covering communications. **PW**

References

- A History of the Marconi Company*, W J Baker, Methuen (1970)
- Guglielmo Marconi, 1874-1937*, Keith Geddes, HMSO (1974)
- Girdle Round the Earth*, Hugh Barty-King, Heinemann (1979)
- Electrical Times*, London, 18 June 1903.

SWAP SPOT

Have Trio 9R59DS in good condition. Would exchange for Commodore 64 computer. Tel: Norwich 0603 39925. **E874**

Have Hewlett Packard "Thinkjet" printer (new). Would exchange for a 934MHz pre-amplifier or scanning receiver or 3-element 28MHz beam. Brian. Tel: 0280 814961. **E876**

Have 20 wax phonograph cylinders, two inch two minute type. Also AEA PK64 with HFM64 modem fitted with new HDLC software update for Packet, AMTOR, RTTY, c.w., in addition to accelerator plus disk drive for C64. Would exchange for amateur radio. G3IJL. Tel: 01-749 1454. **E878**

Have Emidicta model 2400E/12 (recorder), amplifier 10W output has 12V d.c. input. Also Marconiphone 248 cabinet only, plus Eddystone 358X receiver cabinet. Would exchange for Eddystone loudspeaker, Eddystone "S" meter or any military wireless equipment. Humphriss. Tel: 0926 400876. **E881**

Have Icom 290D 144MHz multimode 5-25W transceiver with 200W Microwave Modules linear amplifier, 3W-10W or 25W input. Would exchange for top of the range h.f. to v.h.f. receiver. Bob. Tel: 0786 811857. **E889**

Have Sony ICF-7600D h.f. receiver with a.m., s.s.b. and c.w. modes, plus Band II f.m., memories and scanning. All in very good condition with antenna, case and books. Would exchange for any 144MHz f.m. gear, hand portable or mobile in good condition. Anything considered. Robert. Tel: 0745 38197. **E901**

Have good Eddystone 640, also laboratory variable p.s.u. 0-50V stabilised 2A. Plus Vintage Zetavox automatic radio. In addition to the following valves, KT66's, EF86's, GZ39's. Would exchange for w.h.y? Also wanted EF54's and EF39's. Goods to callers only, no post. Del GODLN. Tel: 01-657 0716. **E904**

The "Fe-ONE" Experimental Compact Transmitting Antenna

The ferrite rod antenna has been with us for many years as a vital component in portable long and medium wave receivers. So, logically enough, Richard Q Marris G2BZQ decided to try one on transmit; read on, you'll be surprised at the outcome.

Experiments at the author's QTH with standard ferrite rods have produced external receiving antennas for 1.8MHz and even up to 3.5MHz. Successful results up to 30MHz have been achieved using special composite materials, imported into this country from overseas.

Following on, it had always seemed an excellent idea to the author, if for instance, a 205mm ferrite rod could be used for an indoor/portable transmitting antenna. A logical enough thought! After all, if an antenna works efficiently on receive, why not on transmit? Maybe the following discussion and experiments will present some answers to this heavily loaded question.

First of all the author decided to read up as much information as he could find, on the subject of using ferrite cores in compact transmitting antennas. However, although the research was extensive very little or no information was found, in either text books or manufacturers' literature. Why? It was already known that such techniques were being used commercially, for transmission purposes in the high frequency bands. So in order to establish this technique in the field of amateur radio it was necessary to carry out a few experiments.

Experiments

The following examples to be described are just two chosen by the author from the many experiments carried out.

The first antenna to be tried was a hybrid design, part wire and part ferrite rod inductance.

The antenna, as shown in Fig. 1, consisted of 7.32m of wire slung up across the room and fed with a suitable 3.5MHz LC type a.t.u. The far end of the antenna was terminated in an inductor, which consisted of a 100mm \times 9.5mm F14 grade ferrite rod, close wound with 43 turns of 7/0.2mm pvc covered wire. The wire used had an outside diameter of 1.2mm and was

rated at 1.4A at 1kV r.m.s.; quite adequate for low power use.

With 10/15 watts of c.w. the antenna loaded well and was tried out with a couple of quick QSOs. However, a field strength measurement revealed that the wire section was radiating most if not all the power. It must be remembered that the ferrite cored section of the antenna formed a large electrical part of the antenna's overall length.

Next, staying with the same wire and rod type as in the first experiment, a second antenna was built, Fig. 2. This time the design used only a 205mm piece of ferrite rod with three quarters of its length covered with winding. A small 225mm length of wire was left to connect the inductor to the a.t.u.

This antenna loaded well, but as the field strength meter indicated, there was little in the way of radiated signal from the rod. However, the coil got warmer and warmer even with 10W of c.w., obviously the antenna was radiating power in heat quite well. With the TX power turned down to around 1W it was possible to ascertain that the core was generating the heat and not

the wire. Presumably the core was saturating.

Different Material

After this and other experiments, a protracted search was undertaken, contacting many manufacturers and suppliers, both here and abroad. Samples of many different materials were obtained; some grades were better than others. One type of core material proved more promising than all the rest. This was a composite nickel zinc material, imported from the USA and supplied in a 13mm dia \times 190mm long rod, (described by Amidon* as type code R61-050-750, 7.5in \times 0.5in dia rod). After several more experiments a prototype "The Fe-ONE" was made up, Fig. 3. The simple construction allows for both vertical and horizontal mounting alongside an a.t.u., thus facilitating table top operation with the author's 15W 3.5MHz c.w. rig. Conveniently the new core material seems quite happy up to about 16W, above which the material starts to saturate.

With the 190mm long antenna on receiver in the vertical position, on receive the device seemed to pick up a quite unacceptable amount of local man-made interference and was therefore unusable. However, in the horizontal position the antenna became directional and it was then possible to null out any local noise sources and peak the wanted signal.

Results

Several QSOs were made to the east with the best being RST559 from Hamburg (approximately 725km). After this a random CQ call brought forth a reply from an amateur in Sweden, some 1448km away. In fact quite a few other stations were worked around northern Europe all with reasonable reports.

It must be stressed however, that by no means could these tests be construed as definitive. The antenna was air-tested in the early morning on



Fig. 1: The hybrid antenna

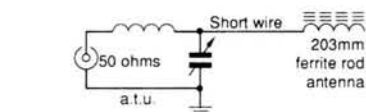


Fig. 2: The unsuccessful all ferrite antenna

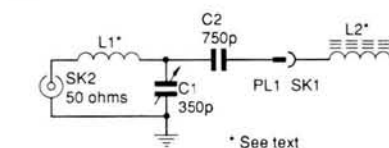


Fig. 3: The "Fe-ONE" experimental compact antenna

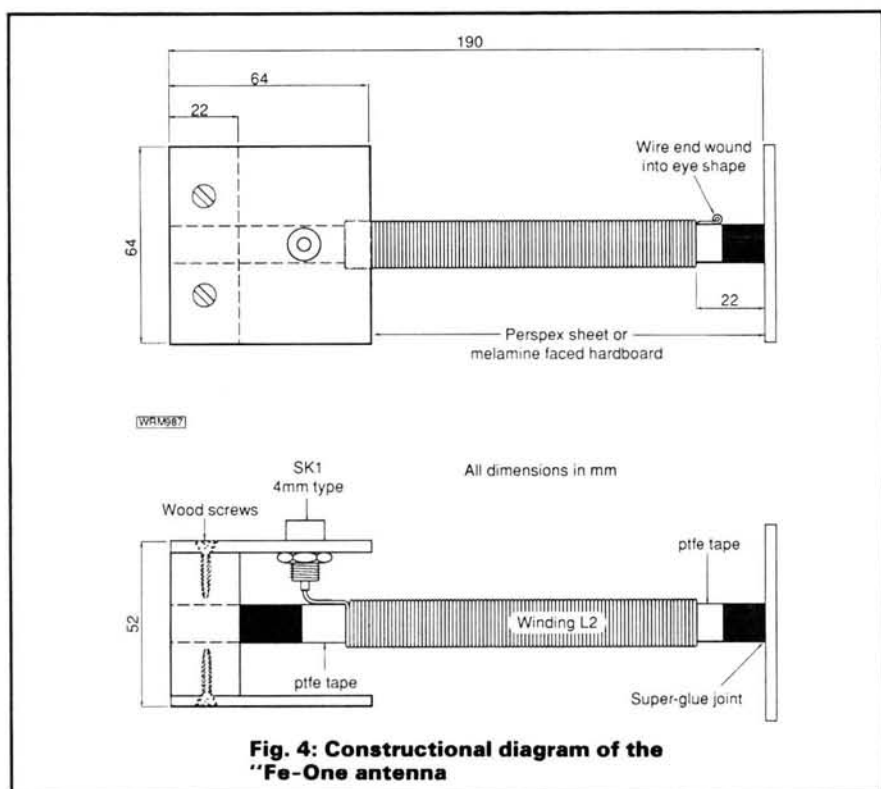


Fig. 4: Constructional diagram of the "Fe-One" antenna

3.5MHz during the summer when conditions were particularly poor, even with a normal antenna. These conditions proved no good at all for chasing DX, not that the author is into such things, due to noise and the lack of amateur signals on the band. However, it proved ideal for testing antennas.

The experiments had proved what had been suspected, that a short composite material rod antenna, could produce useful results on transmit as well as receive. The search for and careful selection of core material had been an all important factor.

The "Fe-ONE" was intended as a possible prototype for a low power indoor or portable antenna on 3.5MHz. Hopefully there may be those amongst you who may feel that there is room for improvement for further experimentation. You're probably right, so have a go.

Antenna Construction

Constructional details for the basic prototype antenna plus a.t.u. are given in Fig. 3 and Fig. 4. Although the design is simple and easy to build, great care must be taken in its assembly, as there are troublesome high voltage nodes present on the antenna.

As shown in Fig. 4, the ferrite rod is mounted in a hole drilled in the centre of a wooden block. Secured to the block, with countersunk wood screws, are two squares of Perspex or melamine-faced hardboard, one of the squares has a 4mm chassis socket mounted through it. This is the antenna termination point. The top of the rod has a square of the same material Superglued to its end. This is to allow the antenna to be laid horizontally on any flat surface.

Except for the 22mm section inserted into the block, the entire surface of the ferrite rod is wrapped in half overlapping turns of ptfе tape. This tape is available from most good plumber's merchants and d.i.y. stores. This type of tape has no adhesive properties, so the ends must be held in place with normal pvc tape.

The wire used for the winding is 16 a.w.g. (American Wire Gauge) "Thermoleze" insulated copper. Amidon in California supplied this product which is rated to withstand 2kV at 180°C.

The winding is started 22mm from the top of the rod, the wire being terminated in a "curled eye". This is to eliminate the risk of the sharp wire-end piercing the ptfе insulation tape. After the top point of the winding is secured in place with normal pvc tape, close-wind 91 turns tightly down the length of the rod. Next secure the bottom of the winding as previously described; this end of the winding being bent up and soldered to the back of SK1.

The A.T.U.

The a.t.u. consists of a 350pF air-spaced variable capacitor C1 and inductor L1 housed in a small metal enclosure. Inductor L1 is 34 turns of 16s.w.g. enamelled copper wire, close-wound on to length of 32mm dia plastics tubing.

Due to the high Q of L2, the resonant tuning point on the a.t.u. is very sharp and provision should be made to fit a slow-motion drive to C1. The output of the a.t.u. is taken through a high voltage working, 750pF fixed capacitor C2. From here a 300mm insulated flying lead, fitted with a 4mm plug, is used to connect the a.t.u. to the antenna L2 via SK1. It should be noted that where the lead leaves the case of

the a.t.u. an insulating grommet must be fitted.

The input of the a.t.u. is made via a 50Ω coaxial connector SK2. A short length of RG58 coaxial cable was used to connect the a.t.u. to the pi-output network of the author's transceiver. The earth connection of the a.t.u. was conveniently terminated at a handy metal water pipe. This could have also been an external earth stake but this was a little impractical as the author lives in a flat.

Operation

In operation the "Fe-ONE" experimental compact antenna proved to be a very obliging little antenna, when mounted horizontally. It covers the whole of the 3.5MHz band with some to spare either end. On receive it acted as a very effective low noise antenna, particularly as the antenna has directional properties. On transmit it was found that the position of C1 was critical due to the high- Q nature of the antenna. This problem is not great and can be eased by carefully tuning the antenna for maximum signal on receive, before a final tweak while on transmit. With a little practice this operating technique can be used to great advantage.

Caution: When antennas of this type are not resonant, some very high levels of v.s.w.r. are presented to the transmitter's output stage. Please be sure that your equipment is capable of withstanding this kind of treatment before proceeding with any of the experiments.

The maximum permissible input power to the "Fe-ONE" is 15W. Even with this low power level it is important to keep the antenna away from animals and children, plus flammable furnishings. Skin contact with high r.f. voltages, like those presented on any transmitting antenna, can cause lasting internal scarring.

With the antenna driven with 15W c.w., the author found that there seemed little in the way of TVI. No claims are made as to the ultimate QRB possible with antenna, beyond the fact that it has produced results. The author also claims no originality for the experiments in this field of antenna study. However, the curious thing is that very little information on this technology has been published, particularly on amateur circles. In the meantime, there are plans for sequels to the "Fe-ONE" with different electrical and physical configurations and materials.

PW

* Amidon Associates, 12033 Otsego Street, North Hollywood, California 91607, USA.
Ferrite-rod type R61-050-750 7.5in x 0.5in dia. Nickel-Zinc material.
Thermoleze Insulated 16 a.w.g. Wire, rated 2kV at 180°C.

Crops and Coils Part 5

War Years

A vast increase in home produced food was vital for our survival as Hitler tried to starve us into submission, so large areas of grassland were ploughed up for food crops. New technology was introduced and government advisers visited farms. Tractors were essential and large numbers were imported from the USA under the "Lease-Lend" agreement. Meanwhile, the famous Fordsons were rolling off the assembly lines at Dagenham, George Pickworth tells the story.

I was already a skilled tractor driver and frequently worked throughout the daylight hours during the school holidays. During the Christmas period, the tractor was re-fuelled and serviced while it was still dark. Even when back at school, weekends were spent working on the farm and servicing machinery. Furthermore, I occasionally took the odd days off from school to help with urgent work. This was not unusual for farm boys.

Somehow I found time to make a small portable medium wave receiver to take with me when working alone with the tractor, but its magneto ignition system caused so much interference that I could not use it while the engine was running. Nonetheless, being able to listen to the news and music during lunch breaks gave me some contact with the outside world while sheltering under a hedgerow against the biting wind. Tractors did not have cabs then.

Before the war, the BBC did not start transmitting programmes until 10am to avoid competition with the morning newspapers. Now, broadcasting began with the early morning news, but only the regional medium wave transmitters operated as there was only one programme.

One Programme

This simplified the construction of my portable radio because there was no need for a tuning control. Instead, its two r.f. stages and the detector were tuned individually by small trimmer condensers. Many pre-war domestic radios had similar "pre-set" tuning, but used a bank of switches to bring other condensers into the circuit to receive different stations. Sophisticated receivers used normal ganged tuning condensers operated by an electric motor.

Pentode valves were used for r.f. and detector stages, but as listening was on headphones, a small triode valve was used for the output stage. I had discovered that although the valves were designed for use with 2 volt accumulators they would work satisfactorily

with a single 1.5 volt dry cell. Four 9 volt bias batteries in series provided the h.t.

Portable radios usually had a frame antenna wound around a wooden case, but this design was too directional for use on my cycle, so it was designed to operate with a capacitance type antenna similar to those used by car radios. Incidentally, car radios were prohibited during the early part of the war but there was no mention of bicycle radios.

My favourite evening programmes included *Monday Night at Eight* and *ITMA* and then, after the 9pm news, often dead tired, I would retire to bed and listen to the big dance bands on a pair of headphones. "Lord Haw Haw" was active at news time so announcers developed a technique of speaking with hardly any pauses. This made it difficult for "Haw Haw" to be heard. Nonetheless to be able to break into the BBC so effectively was a remarkable technical achievement by the Germans.

Moving Near Town

The pressure of running the farm under war conditions became too much for grandmother. The farm was sold and we moved to a big house on the outskirts of town which was fortunately within walking distance of school. Although I badly missed the farm, there was plenty of space to keep poultry and grow vegetables and I no longer had the long ride to school. Notwithstanding that the war precluded any idea of obtaining an amateur transmitting licence, there was plenty of space for antennas.

I had already made friends with the local radio shopkeepers and living near town enabled me to see more of them. They were most helpful in giving technical advice and providing components. Young people were far less isolated from the "real" world than they are today. Moreover, they encouraged me with my experiments and I was tempted to become a radio engineer. Unfortunately, their r.f. signal generators had been confiscated because the authori-




Fig. 5.1: Lunch break—Christmas holidays 1941

ties feared that messages could be sent to enemy aircraft by simply connecting an r.f. generator to an antenna. This made repairs extremely difficult.

School holidays were still spent driving a tractor on contract work for other farmers, but they also needed electric lights to be installed in the barns and cow sheds. In addition, electric motors were rapidly replacing hand labour and the ubiquitous stationary petrol engines, so installing lights and wiring up electric motors was a pleasant change from driving a tractor across wind-swept fields.

Communications Type Receiver

Browsing through a pre-war Premier Radio Catalogue, I saw a Hallicrafters "Sky Buddy" costing about £10 advertised along with other wonderful receivers such as the "Sky Champion" costing rather more and the ultimate Hammarlund "Super Pro". I had earned enough money to buy a "Sky Buddy" during the Christmas holidays and being a skilled poacher, could sell pheasants with no questions asked for about £1 each.

The problem was that all communications receivers had been "called up" to monitor enemy broadcasts so if I

Practical Wireless, January 1989

was to have a receiver of communications standards, I would have to construct one myself. But this time it would be an "all-mains" receiver and I would use the best valves available.

Before the war, some radio companies had agreements with valve makers to design valves with bases specifically for that particular company so that only their valves would fit. Indeed, there were so many different valve shapes and configurations that the situation was becoming chaotic.

It took the war to resolve the situation by giving valves a CV (common valve) number. On the other hand, the Americans had rationalised valves by giving each type a definite code such as 6V6, 6J7, etc. So no matter who made the valve, those with the same type numbers were interchangeable.

International octal based valves were becoming popular and were used in all my later receivers. Many were brought into the country under the "Lease-Lend" arrangement. Even then, British equivalents still carried the maker's own particular reference code. But there was another pitfall for the unwary, a British octal valve holder was slightly different and would not accept international octal valves. I discovered this to my disgust after wiring several of these into my receiver. I think it was called a Mazda octal.

The first job was to rig up an antenna and with the help of my friend and a gentleman from the Electricity department who had extension ladders, we hoisted a Hertzian antenna about 46m long. The centre was secured to the house gable and an open balanced feeder using Eddystone transposition blocks led directly to my "radio room". The ends were supported by a pair of large trees. A pair of variable condensers in series with feeders, made a simple matching device.

I still used the battery receiver which had tuning coils designed for balanced or unbalanced antennas with a wide range of impedances, so little improvement was achieved by tuning the antenna system. The same applied when these coils were used with the new all-mains receiver.

However, the great advantage of the Hertzian antenna was that it required no earth lead. Long earth leads were always a problem when using Marconi antennas with receivers in an upstairs room.

Mains earth could be a source of noise and were avoided wherever possible. Safety depended largely on using the equipment on wooden tables and floors, and of course, the isolation provided by the power supply unit transformer. Even the chassis of my Eddystone 680X communications receiver was not connected to the mains earth, but I did modify it when overseas.

Power Supply Unit

It was decided that it would be wise to build a substantial power supply

Practical Wireless, January 1989

unit that could be used to supply power to a whole range of other equipment. Mains valves differed from battery valves, where the filament was the cathode, by having a separate cathode surrounding but electrically isolated from the filament. This greatly simplified biasing systems but the penalty was that it took some little time for the valves to reach operating temperature. With these valves, the filament was generally called the heater.

Experimenters favoured a separate p.s.u. as this minimised mains hum and isolated the receiver from heat generated by the rectifier valve. As it was common practice to leave the heaters permanently switched on with the receiver in the standby, or "transmit" state, the mains switch was on the p.s.u., while that on the receiver was in the h.t. line.

This arrangement maintained the receiver at a stable temperature and it became operational immediately the h.t. was applied. Furthermore, it was bad for the valves if the h.t. was applied before they reached their correct temperature. By leaving the heaters permanently switched on, this problem was avoided.

I considered that building a superheterodyne would be too ambitious at that stage, so I decided to build another regenerative receiver as I had much experience with these. The simplest approach would have been to replace the valves in the battery receiver with octal valves but whereas the caps of battery valves were the anodes, the caps of mains octal r.f. pentodes were the grids. This allowed much more efficient layout as the valves could be located with the caps close to the tuning condensers. The r.f. choke and regeneration condenser could then be located underneath the chassis. To take full advantage of the octal valves, I decided to build a completely new receiver.

Powerful Output Stage

I planned to use the audio section with my record player so decided to fit a 6L6 output driven by a small triode. The output from the triode was also to be used to drive the headphones. However, as the 6L6 dissipated more than 10 watts and could be used to make a powerful self-excited transmitter, it was only available on special application and a detailed form had to be completed.

Most ordinary radio parts were readily available from the local radio shops and I was fortunate to obtain the Eddystone components from a local shopkeeper who had them in stock since before the war. Eddystone components were very scarce, but a good selection of other makes of amateur short wave components were still available from specialist radio shops. However, sheet aluminium was virtually unobtainable and some firms used zinc. For screening and metal cabinets I used perforated zinc of the kind used for meat safes.

The new receiver featured ganged r.f. and detector tuning condensers and alignment was maintained by means of a small trimmer controlled from the panel. Otherwise operation was the same as with the battery receiver. The main difference however, was that this receiver had an untuned r.f. stage between the tuned r.f. stage and the detector.

The result was a 2V2 receiver, using a total of 5 octal valves, plus the rectifier, and probably represented the ultimate in regenerative receivers. When listening on a pair of headphones late at night to stations on the other side of the world, I was so fascinated by the glow of the valves that I was reluctant to put it into its wooden cabinet. There was something almost mystical about valves.

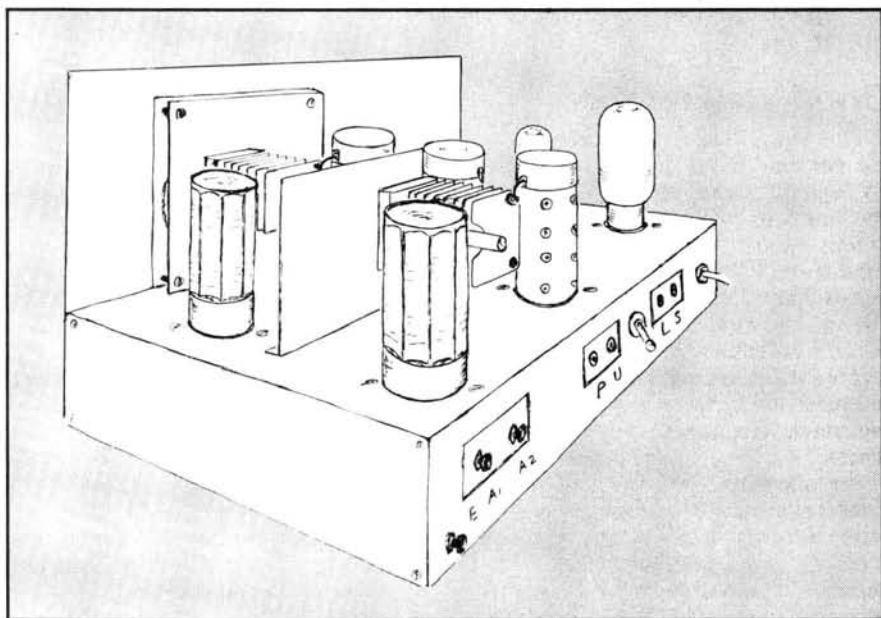


Fig. 5.2: The 2V2 All-mains short wave receiver

**REVISED SERVICE!
LOWER PRICES!**

Practical Wireless PCB SERVICE

VISA 0202 678558

Printed circuit boards for *Practical Wireless* constructional projects are available from the PW PCB SERVICE. The boards are made in 1.5mm glass-fibre, and are fully tinned and drilled. All prices include postage, packing and VAT for UK orders. Please add £2.00 per order for despatch to overseas addresses.

Orders and remittances should be sent to: **PW Publishing Limited, FREEPOST, Enefco House, The Quay, Poole, Dorset BH15 1PP**, marking your envelope **PCB SERVICE**. Cheques should be crossed and made payable to PW Publishing Ltd.

When ordering, please state the Article Title and Issue Date as well as the Board Number. Please print your name and address clearly in block letters, and do not send any other correspondence with your order. You may telephone your order using Access or Visa. A telephone answering machine will accept your order outside office hours.

Please allow 28 days for delivery. Always check the latest issue of PW for the current details of price and availability. Please enquire for p.c.b.s not listed here.

Board Number	Title of Article	Issue Dated	Price (£)
WR068	AF Speech Processor	Jan 80	5.20
WR095	Transceiver Power Supply	Sep 80	3.85
WR126	"Exe" 10GHz Transceiver	Aug 81	7.70
WR144	Iambic Keyer	Mar 82	6.50
WR143	ATV Converter	Apr 82	7.10
WR156	Repeater Time-out Alarm	Nov 82	5.20
WR160	LMS Regenerative Receiver	Feb 83	5.20
WR167	RTTY Terminal Unit for ZX81	June 83	7.80
WR165	"Severn" (VFO)	June 83	5.20
WR166	"Severn" (Receiver/Audio)	June 83	6.50
WR168	"Severn" (Ch. over/Sidetone)	Jul 83	6.50
WR169	"Severn" (Transmitter)	Jul 83	6.50
WR165 etc set	"Severn" 7MHz QRP TX/RX	—	14.90
WR161	"Marchwood" 12V 30A PSU	Jul 83	2.40
WR179	Transceiver VOX Unit	Mar 84	6.50
WR183	Top-band DF Receiver	Apr 84	6.50
WR184	Simple Top-band Receiver	Jun 84	6.50
WR185	Auto-notch Filter	Jun 84	6.50
WR187	Morse Sending Trainer	Jul 84	4.50
WR190	Mod FRG-7 (Switching)	Oct 84	4.50
WR189/192 pr	Bug Key with 528-bit memory	Oct 84	8.50
WR194	Mod FRG-7 (FM/squelch)	Nov 84	4.50
WR195	Stable Toneburst	Nov 84	2.60
WR196	"Teme" 7/14MHz QRP(TX)	Nov 84	3.70
WAD246	"Dart" Follow-up	Dec 84	4.00
WA001	"Teme" (VFO/Doubler)	Dec 84	2.80
WA002	"Teme" (Receiver)	Jan 85	4.30
WAD280**	Triambic Keyer	Feb 85	7.10
WAD249	Mod FRG-7 (BFO)	Feb 85	3.00
A004	"Colne" 3.5/14MHz RX (RF Amp)	Apr 85	3.10
A005	"Colne" (VFO)	Apr 85	3.10

Board Number	Title of Article	Issue Dated	Price (£)
WR198	"Colne" (Product Det/Audio)	May 85	3.90
WR197	"Colne" (Oscill/Converter)	Jun 85	3.90
WAD302	Battery Charger Controller	Jun 85	3.00
WR200	Low-cost Crystal Tester	Jul 85	2.50
WR201	Add-on BFO	Aug 85	2.50
WR202	Economy UHF Pre-scaler	Sep 85	3.70
WR199	"Meon" 50MHz Transverter	Oct 85	6.70
WR203	Simple Capacitance Meter	Oct 85	2.80
WR204	WQ Medium Wave Loop	Nov 85	3.00
WR205	RTTY/Morse Modem	Jan 86	5.40
WR206	RTTY/Morse Modem (plug-in)	Jan 86	2.80
WR207	Crystal Calibrator	Jan 86	2.10
WR208	RF Speech Processor	Mar 86	4.10
WR209	Simple Audio Oscillator	Mar 86	4.30
WR211	"Meon" Filter	Apr 86	3.10
WR210	"Arun" Parametric Filter	May 86	8.10
WR213	Mod FRG-7 (Carrier Osc)	Jun 86	2.70
WR215	Simple 50MHz Converter	Sep 86	3.60
WR217	Automatic NiCad Charger	Oct 86	2.40
WR220	Get Started Low-cost Converter	Oct 86	2.40
WR216	LF Bands Active Antenna	Nov 86	2.40
WR222	"Taw" VLF Converter	Nov 86	2.80
WR223	High-imp MOSFET Voltmeter	Dec 86	2.90
WR214	Mod SRX-30D (Audio)	Dec 86	3.00
WR224	"Westbury" Basic Wobulator	Jan 87	3.50
WR218	Masthead Pre-amp for 144MHz	Feb 87	4.20
WR219	Masthead Pre-amp PSU	Feb 87	2.50
WR225	"Woodstock" SW Converter	Mar 87	4.10
WR298	"Itchen" LCR Bridge	Apr 87	3.40
WR226-8 set	"Blandford" Rcvr Converter	Apr 87	9.70
WR230-2 set	"Axe" Signal Tracer	May 87	9.20
WR233	"Downton" F-V Converter	Jun 87	3.90
WR234	Side-tone Oscillator	Jun 87	2.70
WR235	Mains on/off for Batt Radios	Sep 87	3.00
WR236	"Blenheim" VHF Converter	Sep 87	4.50
KANGA	High Stability VFO (see issue)	Oct 87	—
WR237	RTTY Tuning Indicator	Nov 87	5.20
WR238	"Otter" 50MHz Receiver	Jan 88	7.10
WR239-241 set	"Orwell" Medium Wave Recvr	Mar 88	9.10
WR242	"Orwell" Varicap Tune Option	Mar 88	2.90
WR243	VHF Monitor Receiver (Audio)	Apr 88	2.30
WR245	Stopband filter for PW Blenheim	Jun 88	2.90
WR244	Practice Morse Key	Jul 88	2.96
WR246	"Portland" RF Voltmeter	Jul 88	3.59
WR247	Zener Diode Tester	Aug 88	3.56
WR248	"Badger" 144MHz Receiver	Oct 88	9.10
WR249	"Marlborough" MF Converter	Dec 88	4.60
WR250	DC/AC Power Converter	Jan 89	3.22

HAVING DIFFICULTY GETTING YOUR COPY OF PRACTICAL WIRELESS?

Then place a
regular order with
your newsagent
NOW!



Dear Newsagent,
please reserve/deliver
my monthly copy of
PRACTICAL WIRELESS

Distributed
by Seymour

Name _____

Address _____

Signed _____

PHOTO ACOUSTICS LTD

58 High Street, Newport Pagnell, Bucks. MK16 8AQ

Telephone

0908 610625



WX-237

WX-337

Receiving weather satellites is a very interesting affair. Every evening you can see the weatherman presenting an overview of the weather conditions using pictures which have been sent to earth by means of weather satellites. These pictures supply extensive information to professional weather bureaux, weather amateurs or others who are interested in the weather. Receiving these pictures at home is relatively simple!

All you need is a weather satellite receiver and a special converter which is needed to transform the received signals into a picture that can be shown on a video monitor.

Photo Acoustics Ltd supplies both types of equipment. Below you will find the specifications of the WX-237 (or WX-337) weather satellite receiver which has exceptionally good qualifications. It is capable of receiving all polar orbiting weather satellites and can also receive the geostationary weather satellite "Meteosat 2" if an appropriate converter from 1.7GHz to 137MHz is used. For this purpose the WX-237 (or WX-337) has a separate antenna connector.

SPECIFICATIONS

- Seven(!) crystal-stable receiving frequencies: 137.15/137.30/137.40/137.50/137.62/137.77 and 137.85MHz
- Very sensitive: 0.28uV at 12dB sinad
- IF bandwidth: 50kHz (-6dB)

- PLL-detector (no Doppler-shift problems)
- Built-in LF amplifier and loudspeaker
- Squelch control
- Volume control
- Manual frequency selection of Scan
- Frequency lockout, by means of internal switches

- Double superheterodyne principle
- Separate antenna socket for a Meteosat-converter
- 220 volt AC supply (!)

Recommended sales price WX-237:

£250.00 P&P £4.00

WEATHER SATELLITES • FACSIMILE • SSTV



"SLOWFAX 2" The SLOWFAX 2 is a multi-function converter for the detection of weather satellite, facsimile and slow scan television signals.

This unique converter is capable of transforming all these narrow band picture signals into high resolution pictures on your video monitor. SLOWFAX 2 combines a high quality level with a relatively low price.

At present the reception of weather satellite pictures is very popular. Many weather satellites orbit around the earth or are located in a fixed position above the earth in the geostationary belt. At regular intervals they send fascinating weather photographs to earth.

Facsimile reception on short or long wave will supply you with a large range of different kinds of interesting pictures like press photo's (many times much better quality than in the newspapers), weather satellite pictures and weather charts.

Slow scan television (SSTV) is a hobby of thousands of enthusiastic radio amateurs all over the world. It is a kind of slow picture transmission via standard audio speech channels. A complete picture can be sent within 8 seconds (or longer).

You will notice that the SLOWFAX 2 can certainly compete with similar equipment that sometimes is double the price. In brief: equipment that should be found in every radio amateur's or Short Wave listener's shack!

SPECIFICATIONS

General

- 4 picture memories, each 256 x 256 pixels or 1 high resolution memory 512 x 512 pixels
- 32 grey scales
- Scan possibility of 2 or 4 memories in 2 speeds
- Video-output (75ohms, 1volt)
- 2 low frequency inputs (Tape or Receiver)
- Sizes: 25cm x 8cm x 20cm (1xhxw)
- Weight: 2.9kg
- Microprocessor controlled: 4 kbyte software
- 74 IC's, 6 transistors, 22 diodes

- 2 drum speeds: 120rpm and 240rpm
- Automatic or manual synchronisation
- 2 scanning directions (scrolling)
- Sync-tone detector for 300, 450, 832, 840 and 1040Hz
- Contrast and brightness control
- Optional: colour generator!!!

FACSIMILE

- All drum speeds: 45, 48, 60, 90, 120, 180 and 240rpm
- IOC's: 144, 264, 267, 288, 352 and 576 (approximated)
- 2 shifts: 1900Hz +/- 150Hz and 1900Hz +/- 400Hz
- 4 scanning directions (2 horizontal, 2 vertical), so never a picture upside down or mirror image
- Scanning direction can be changed afterwards!

- Automatically scrolling
- Crystal stable drumspeed reference oscillator!

SLOW SCAN TELEVISION (SSTV)

- Reception of all black & white SSTV signals
- 8 sec, 16 sec or 32 sec frame times
- Also possibility of 4 pictures simultaneous on screen
- Width control

Recommended sales prices:

Black & white version: **£625.00**

With colour generator: **£695.00**

Postage & packing: **£4.00**

WEATHER SATELLITES

- Decoding of all weather satellites: NOAA, Meteor, Meteosat, Cosmos etc.

SOON TO BE RELEASED . . . THE MARIFAX-1, WEATHER SATELLITE RECEIVER & CONVERTER COMPLETE IN ONE UNIT. R.R.P. £675.00 (P&P £4.00) OR WITH COLOUR GENERATOR. R.R.P. £750.00 (P&P £4.00)

CHRISTMAS SPECIALS

AR2002



AR2002 VHF/UHF Scanner 25-550MHz and 800-1300MHz. Complete with **FREE DISCONE ANTENNA** **£487.00 (5.00)**

KENWOOD TS680S



Kenwood TS680S HF transceiver 160m to 10m as well as 6 metres. Also includes 500kHz to 30MHz general coverage receiver. Complete with **FREE 5 ELEMENT 6 METRE BEAM!** **£985.00 (10.00)**

ICOM IC-3210E



Icom IC-3210E 2m/70cms Dual Band mobile transceiver, 25W on both bands, Full Duplex capability. Complete with **FREE DUAL BAND ANTENNA** **£499.00 (10.00)**

ICOM IC-781



Icom IC-781 All mode general coverage, 99 memories, 150W. Includes internal ATU, PSU & CRT display. The most complete HF transceiver on the market. Complete with **FREE PK232 7 MODE TERMINAL UNIT**, allowing the reception of FAX, PACKET, AMTOR, RTTY, CW, ASCII and NAVTEX and transmit all of the above modes except NAVTEX. (Please note PK232 has to be used with a suitable computer) **£4500.00 (10.00)**

ICOM IC-761



Icom IC761 HF transceiver with general coverage Rx, 100w. Includes internal ATU and PSU. Complete with either **FREE COMMODORE 64C and CASSETTE DECK** or **COMMODORE 64 SPECIAL PACK** **£2459.00 (10.00)**

KENWOOD R5000



Kenwood R5000 HF general coverage all mode receiver. One of the best receivers available! Complete with **FREE MFJ 16010 ANTENNA TUNER** **£875.00 (10.00)**

ICOM IC-490E

Icom IC-490E 70cms multimode, 10W. Complete with **FREE 21 ELEMENT YAGI** or equivalent **£625.00 (10.00)**

ICOM IC-275H

Icom IC-275H 2m multimode Base Station, 100W. Requires PSU. Probably the best 2m Base Station on the market. Complete with **FREE 17 ELEMENT YAGI** or equivalent **£1039.00 (10.00)**

KENWOOD TR751E

Kenwood TR751E 2m multimode, excellent radio. Complete with **FREE 9 ELEMENT YAGI** or equivalent **£599.00 (10.00)**

ALL THE ABOVE OFFERS ARE SUBJECT TO AVAILABILITY

AUTHORISED AGENTS FOR KENWOOD, ICOM & YAESU. FULL SERVICE FACILITIES AVAILABLE

SPEND UP TO £1,200 INSTANTLY WITH A PHOTO ACOUSTICS LTD. CREDIT CHARGE CARD — APPLY FOR DETAILS

PART EXCHANGE WELCOME, ASK FOR KERRY G61ZF OR ANDY G4YOW

RETAIL SHOWROOM OPEN TUESDAY-FRIDAY 9.30-5.30, SATURDAY 9.30-4.30

Goods normally despatched within 24 hours. Please allow 7 banking days for cheque clearance. Prices correct at time of going to press—E&OE

PHOTO ACOUSTICS



Bredhurst electronics



SITUATED AT SOUTHERN END OF M23 — EASY ACCESS TO M25 AND SOUTH LONDON

HF RECEIVERS		
Icom	ICR71	825.00 (—)
Kenwood	R2000	595.00 (—)
Kenwood	VC10 V.H.F. Converter	161.94 (2.00)
Kenwood	R5000	875.00 (—)
Yaesu	FRG8800	639.00 (—)
Yaesu	FRV8800 V.H.F. Converter	100.00 (2.00)
Lowe	HF125	375.00 (—)

HF TRANSCEIVERS		
Kenwood	TS940S	1995.00 (—)
Kenwood	TS440S	1138.81 (—)
Kenwood	TS680S	985.00 (—)
Kenwood	TS140S	862.00 (—)
Yaesu	FT980	1795.00 (—)
Yaesu	FT757GXII	969.00 (—)
Yaesu	FT767GX	1550.00 (—)
Yaesu	FT747GX	659.00 (—)
Icom	IC735	978.00 (—)
Icom	IC751A	1500.00 (—)

V.H.F. SCANNING RECEIVERS		
Icom	ICR7000	989.00 (—)
Yaesu	FRG9600M 60-950MHz	509.00 (—)
A.O.R.	AR2002	487.30 (—)
Signal	R535 "Airband"	249.00 (—)
Sony	Air 7 handheld	249.00 (—)
Sony	PRO 80 New Sony Receiver	349.00 (—)
WIN 108	Airband Receiver	175.00 (2.00)

V.H.F. SCANNER ACCESSORIES		
A.K.D.	HFC1 HF Converter	49.00 (1.00)
Revcone	Discone Antenna 30-500MHz	32.16 (3.00)
Icom	AH7000 Antenna 25-1300MHz	82.50 (3.00)

ANTENNA TUNER UNITS		
Yaesu	FRT7700 Short wave listening	59.00 (2.00)
Yaesu	FC757AT	349.00 (—)
Kenwood	AT230	208.67 (2.50)
Kenwood	AT250 auto	366.00 (—)

2.M. TRANSCEIVERS		
Kenwood	TH21E Handheld	189.00 (—)
Kenwood	TR751E 25W multimode	599.00 (—)
Kenwood	TS711E base station	898.00 (—)
Kenwood	TH205E Handheld	215.26 (—)
Kenwood	TH215E Handheld	252.13 (—)
Kenwood	TW41000E 2m/70cm FM Mobile	499.00 (—)
Kenwood	TM221ES 45W Mobile	317.00 (—)
Kenwood	TH25E Handheld	258.00 (—)
Yaesu	FT290II Portable multimode	429.00 (—)
Yaesu	FT23R + FNB10 Handheld	254.50 (—)
Yaesu	FT736R Multimode VHF/UHF Base complete with 2m, 70cm and duplex	1450.00 (—)
Icom	IC2GE Handheld	265.00 (—)
Icom	IC2OE Handheld	279.00 (—)
Icom	IC228E 25W mobile	365.00 (—)
Icom	IC275E base station inc PSU	1069.00 (—)
Icom	IC3210E 2m/70cm FM mobile	499.00 (—)
Icom	IC Micro II Handheld	249.00 (—)

70cm TRANSCEIVERS		
Kenwood	TH41E Handheld	218.00 (—)
Kenwood	TS811E base station	998.00 (—)
Kenwood	TH405E Handheld	273.18 (—)
Kenwood	TH415E Handheld	298.85 (—)
Kenwood	TM421ES 35W Mobile	352.84 (—)
Yaesu	FT73R + FNB10 Handheld	279.50 (—)
Icom	IC4GE Handheld	294.00 (—)
Icom	IC04E Handheld	318.00 (—)
Icom	IC4751E base station inc PSU	1185.00 (—)
Icom	IC Micro 4 Handheld	299.00 (—)

ICOM ICR7000 RECEIVER
Complete with
AH7000 ANTENNA
Special Price £989

STATION ACCESSORIES		
MC 50	Desk Microphone	46.08 (2.00)
MC 60A	Desk Microphone with Pre-amp	88.22 (2.00)
MC 55	Mobile Microphone with Control Box	52.67 (1.00)
MC 35S	Hand Microphone 4 pin	21.72 (1.00)
MC 43S	Up/down Hand Microphone 8 pin	22.22 (1.00)
MD188	Base Microphone	79.00 (2.00)
LF 30A	Low Pass Filter 1kW	32.26 (2.00)
SP 40	Mobile Speaker	21.06 (1.00)
HS 7	Miniature Headphones	15.80 (1.00)
YH 77	Light Deluxe Headphones	19.99 (1.00)
HS 5	Deluxe Headphones	37.54 (2.00)
CS 100	Mobile Speaker	13.50 (1.00)
VS 1	Voice Synthesizer Module	32.26 (1.00)
VS 2	Voice Synthesizer Module	32.26 (1.00)
GC5	Icom World Clock	43.00 (2.00)
AEA		
PK232	7 Mode Terminal Unit	269.95 (2.50)
KPC2	Kantronics Packet Communicator	159.00 (2.50)
Kent	Morse Key Kits	29.50 (2.50)
Kent	Twin-Paddle Morse Key Kits	38.50 (2.50)

ANTENNA BITS		
HI-Q	Balun 1:1 5kW P.E.P.	13.95 (1.50)
Bricomm	Balun 4:1 1kW	13.90 (1.50)
Bricomm	7.1MHz Epoxy Traps (pair)	10.95 (1.50)
Self	Amalgamating Tape 10m x 25mm	4.25 (0.75)
T-piece	polyprop Dipole centre	1.60 (0.25)
Small ceramic	egg insulators	0.65 (0.20)
Large ceramic	egg insulators	0.85 (0.20)

CABLES ETC.		
URM67	low loss coax 50 ohm	per metre 0.80 (0.75)
UR76	50 ohm coax dia. 5mm	per metre 0.35 (0.10)
UR70	70 ohm coax	per metre 0.35 (0.10)
UR95	50 ohm coax dia. 2.3mm	per metre 0.40 (0.10)
4mm	Polyester Guy Rope (400kg)	per metre 0.25 (0.10)
50mtrs.	16 swg hard drawn copper wire	6.95 (2.00)
75ohm	Twin feeder light duty	per metre 0.20 (0.10)
300ohm	Slotted ribbon cable	per metre 0.32 (0.10)

GOODS NORMALLY DESPATCHED WITHIN 24 HRS — PRICES CORRECT AT TIME OF GOING TO PRESS — E&OE — MAIL ORDER AND RETAIL

BREDHURST ELECTRONICS LTD 'HIGH ST, HANDCROSS, W. SX. RH17 6BW (0444) 400786

AR-2002?

IC-R7000?

FRG-9600?

SEND FOR DETAILS ABOUT A BRILLIANT NEW PRODUCT WHICH GREATLY INCREASES THE UTILITY & FUNCTIONS OF THESE RECEIVERS

AIRCRAFTLE PRODUCTS
P.O. BOX 78
BOURNEMOUTH
BH1 4SP
(0202) 666233

PLEASE STATE WHICH RX YOU HAVE

COMM RXs. Rascal RA-17 MkII general coverage 500Kc to 30 Megs in 30 bands as film scale tuning approx 45ft per band var selectivity 6 pos 100c's to 8Kc. BFO, N Lim, Man or AVC, crystal cal, tuning meter, int spk etc supplied checked and aligned with book & leads. £188. **CONT METER No. 1.** general purpose portable Geiger Counter with meter indication 0.1 to 10 Milli Rontg two part unit with separate head unit with G.M. tube also provision for use with phones, these are normally powered by 2 x 150v dry batt but details are supplied to construct transis conv to enable use from 9v batt, supplied tested with Inst/Service book & test source, complete with carrying case. £45. **SIG GENs** Marconi TF995A2 good class AM/FM sig gen 1.5 to 220 Megs with var AM & Deviation, carrier meter, var atten, int crystal cal, 50 or 75 ohm O.P. for 240v tested with book. £115. **CRYSTAL CAL UNITS.** standard 100Kc unit with close tol oven incorporates 1" CRT unit & 100Kc amp unit to enable phase checks to be made, provides 100KxO.P. at low level for 240v with connec tested. £28. **VIDEO RECORDERS** Sony portable for use on 12v DC use 5" dia spools of 1/2" tape inc sound size 10x12x6" supplied tested with circ. £65 mains p.u. charger £15. **RF ASS** spare front ends for R210 Rx tunes 2.16 megs in 7 bands 450/470Kc out with valves & circ. £17.50. **AERIAL SWT TYPE J** for use with R1155/T1154 inst good cond. £16.50. **RESISTORS** non inductive 150 ohm nom 40w ea 3 for £11.50. **POWER UNIT** general purpose bench unit 0-15 250/300v DC at 250 Ma smoothed & 6.3v AC at 5 amps in neat case with screw term connec. size 10x10x10" tested. £28. **LENS UNIT** two lenses in brass tube 1 1/2x4" new £5.50. **BLOWERS** for 220v 50c single ended outlet 2x2 1/2" £8.50. also Tangential type outlet 7x1 1/2" £6.50. **MICRO SWTS** misc types mixed all V.3 new 10 for £3. **TIMER** Elec cooker type new £2.50 ea 2 for £4. **TRANS ISOI** .4N 240v at 500 watt cased. £17.50. also 200/250 to 115v 560 watt enc. £18.

Above prices include carr/postage & VAT. Goods ex equipment unless stated: new SAE with enquiry or 2 x 19p stamps for List 43.

A.H. SUPPLIES

Unit 12, Bankside Works, Darnall Rd, Sheffield S9 5HA. Ph. 444278 (0742)
Also at Newark Market on Mondays.

USED AMATEUR EQUIPMENT?

! Buy, Sell & Exchange!

SELLING:— We pay top prices for your clean amateur equipment.

BUYING:— We have a large selection of used gear. Phone your requirements! Phone Dave, G4TNY on 0708 862841 or 0836 201530, 9.30 to 7 pm, Mon to Sat.

PLEASE NOTE OUR NEW ADDRESS AND PHONE NUMBER! 5 MINS FROM M.25!

Unit 14, Thurrock Commercial Centre, Juliet Way, South Ockendon,
Essex. RM15 4YG.

Personal callers by appointment, please.

G4TNY AMATEUR RADIO

PART EXCHANGE

Send SAE for lists.
MAIL ORDER

On The Air

On The HF Bands

Reports to Paul Essery GW3KFE
287 Heol-y-Coleg, Vaynor, Newlawn, Powys SY16 1AR.

So, here we are again, starting to write this in the first week back on GMT. An interesting point is that I am only able to get on for a few minutes each morning around 0800; while BST was still with us I was finding 14MHz going well to VK and ZL most mornings but 21MHz dead. Immediately the clocks went back, 21MHz was found to be open on this path most mornings and showing signs that the opening was almost on the way out before I went QRT to head for the salt-mine. Either way, what a pleasure to operate in the mornings, rather than in the QRM-ridden evening sessions!

Conditions, of course, have been variable from day to day; some days superb signals to the Antipodes, on others not so hot, but one or two were always noticed. In addition, a couple of 4X stations were raised off the back of the beam—and a quick swing of the beam was very effective in shifting the crop of birds sitting on the driven element too.

Events

By the time this gets to you, the Vietnam expedition by HA5MY and others has been confirmed by Ferenc, says *The DX Bulletin*—October 23 to November 28, with call signs mentioned as possibly 3W8DX and 3W8CW. This one is No. 1 on the European Most Wanted List, and No. 5 world-wide, the last known activity from 3W/XV having been around 1973! (Since writing the last few words, they have in fact appeared and are going well. It also now appears the operation is to be extended into December).

Another one past by the time you read this will have been DJ6SI, Baldur's Niger operation with the call 5UV386; this oddball is a commercial call, but may count for DXCC if the licence specifically mentions amateur radio. QSL Baldur direct only (he doesn't reply via the Bureau): Baldur Drobica DJ6SI, Zedernweg 6, d-5010, Bergheim, West Germany. Again, as I write this one has been reported operational.

G4LJF will be on from Antigua as V21LJ about the time this reaches you; QSL Ian direct to his home QTH for contacts but, s.w.i.s only QSL to G0BTY.

That Yemen operation by the Lynx DX Group has, I hear, been cancelled, due to visa problems, but no word from EA9IE.

VK0GC is back on Macquarie Is. for another year; QSL via VK9NS.

Activity from Revilla Gigedo under the call XF4C is promised between December 15-20, 1.8MHz to 28MHz, s.s.b., c.w., RTTY and maybe packet too. QSL this one to XE1BEF, Box 231, Colima, Mexico.

Turning now to *DX News Sheet* I note that the activity of EK9AO was by UA9MA who was accompanying a raft boat and cycle expedition down the River Ob by a group of Russian and Minnesota children.

From December 23, stations in Oman will have their calls altered: A41AA-ZZ local Omani stations; A42AA-ZZ reserved; A43AA-ZZ special events; A45AA-ZZ reciprocal/visitors and A47AA-ZZ Club stations.

Low band operators will be interested to read that RAOAD/JT5 will be active for a couple of years, emphasising the I.f. bands.

Contests

The results of the 1988 Top Band CQ WW 160 contest first. Not a single G station in the winning listings, either phone or c.w.; but on the c.w. side, G4BYG/A, G3XTT and G4OBK put in respectable scores; on phone G0FDX operated by G4OBK was the only score mentioned; among the multi-op entries the lone c.w. entry from G was G3FVA. Congratulations to all.

The ARRL Ten Metre contest is on for the 48 hours 0001 December 10 to 2359 December 11. Operate any 36 of the 48 hours. Same station may be worked once on c.w., and again on s.s.b. for QSO points; classes of entry are single op, mixed mode, or c.w. or s.s.b. only. Multi-op stations single transmitter multi-mode only. UK stations given RS(T) plus a serial number from 001, W/VE stations send RS(T) plus their state or province. Scoring: s.s.b. contacts two points apiece, c.w. four apiece. Novice/Technician c.w. contacts eight points each. The multiplier is the US States (50 plus the District of Columbia), Canadian areas (VE1-8, VO1, VO2, VY1), DXCC countries worked and ITU Regions (1,2 and 3). Final score is the total QSO points times the sum of the US States, Canadian areas, DX countries and ITU regions worked per mode. Mailing deadline is January 13 to: ARRL Ten Metre Contest, 225 Main Street, Newington, CT 06111. The entry must include indication of a multiplier only the first time it is worked, a dupe sheet if you have 500 or more QSOs and the usual disqualification criteria will be observed.

On the negative side, some phoneys—3Y2AV on 21MHz on October 23 giving his QTH as Bouvet, and a doubtful 3V8GZ. In addition, HV1AC on 28MHz, calling for QSLs via Box 5, The Vatican and HV0PW asking for cards to IOWDX both have the distinctive sound of Vatican Slim.

The 1.8MHz Band

G3BDQ (Guestling) and G2HKU (Shep-ney) both mention the band; G3HKU used s.s.b. for his regular ON7BW contact, plus c.w. to LZ0C and UA1AGO. G3BDQ had just the one contact on c.w. with UA9UBN/UA9K for a rare Oblast.

The 3.5MHz Band

G3BDQ offers his one contact—s.s.b. with VE1ANJ. G0HGA (Stevenage) notes that she now is active on all bands from 3.5 to 28MHz, on c.w. Although Angela has tried s.s.b. on h.f., she is as she puts it, uneasy on s.s.b. On 3.5MHz (80m) there were, of course, a string of inter-G contacts during the day, plus DJ8CZ, GW4ANK, DLOKED, DKOHSC, Y62QH, DF4KV, HA8LKH, DL6ZBA, ON7EL, DL6MAA, PA0SOL, ON5UK, LA3X, LA1IE, DLOER, OK2BWJ, OK1KKH, OZ1IKW and DJ0PJ.

GM3JDR (Wick) looked at the band and found 4K1A. SP5DRH/JW, both on c.w.

At G4XDJ (Billingham) s.s.b. was used for G4ANL, while c.w. yielded G3ACR, OZ4JU and G0COG.

Another one to report just a single QSO

was G3NOF (Yeovil) who made it on s.s.b. to NP4A.

The 7MHz Band

An unusually large number of reporters on this band this month. G0HGA reports all QRP on c.w., OK3CSA, SP6SO, ON5MF, G2DPY, I6BQE, LA1AAA, ON4WD and G0/K6OU.

Now to G0ISW (Ruislip) who found GMOAOY (Orkney) and GD0JBL.

G0JFM (Brixham) is at the Tor Haven Hotel in Brixham, from where he worked 7S5BE.

Just a single s.s.b. contact for G3NOF on this band, namely CY9DXX.

A longer list comes from G4XDJ, who mentions his s.s.b. with OY5J, GM3WFF, SM6LJU, SM5GBF, plus c.w. contacts with G4ITL, W3BVC, WA2NRC, SM3FCI, W9TK, W1YT/4, OY1J, SM5ABW, LA1IE, OH2IE, SM7KIL and ON4CW/M.

It was s.s.b. almost all the way for G3BDQ, who used his mic to raise HX1HWB, RL7PEO, UI8LAD, UM8MK, RW90WW/UI6C, RA9UDB, many UA9s, 4U1TU, OH0/DL2ZDN, OX3SG, JA0BCO, JA1VKV, JG1QLY, JA2BAY, JA4JBZ, JA4NVV, JA5CJZ, JA7EAI and JA8NFV, while c.w. accounted for 9Q5DX, JA5RH, SN10JP for the Pope's visit to Poland and 3A8A.

The preferred mode at G2HKU was c.w., where the rollcall included W2MUZ, VE1ADJ and ZL4HB.

Our other long list for this band came from GM3JDR. It included a host of JAs, plus W7EJ, K7DZ, UL7IT, VQ9QM, 4K1A, YN3CC, VK3FC, 9Q5UN, JY2BB, KT7G, N6KD, KD7SO, AC7A, KJ7O, VK7GB, W7AMP, W7FU, W7KSK, W7UAB, W6IRF, KM7B, VE6UX, WD5IRF, VE7CC, KL7AJ, FY7AN, VE4IM, KH6IJ, VE7BDI and lots of smaller fry.

New Bands

Most people seem to have ignored them; however I did hear from GM3JDR. Don managed a string of JAs plus DU3BAA, VQ9QM, UV9OK, UW9TB, ZS5BH, ZS6DM, UV9CY on 10MHz c.w., plus on 24MHz, all W call areas, VE1 to 7, FM5WD, PY6WT, VK4AAG, VK3AJJ, C30FLO, ZS6AVM, ZS6DM, ZL1AH (201OZ), FT5ZB, FR5ES, 4X1TQ and VQ9QM.

Turning to G0HGA, Angie says she uses the bands, and proves it by citing her c.w. contacts: on 10MHz PA3EVV, on 18MHz YU4TR and IK6BAK, and on 24MHz W3SP who didn't come back to a call, W4DA who obliged by coming back to a CQ and LA5QC.

The 14MHz Band

G2HKU's c.w. managed ZS5LW, PY2IBS, WA5VBE, W0KZV, VE3AR, VE7FN from Vancouver Island, K2OZ and VE7BJO.

It was s.s.b. all the way for G3BDQ, with UA0BWL on Dickson Island, SJ9WL, VP9KN, JG1OUT and TF3ZM.

It seems to have been mostly c.w. for G4XDJ, who mentions K6SQL, PY7IK, VK3YT, ZL3AAM, VK6ZE, WA1HMW,

VE1TI, VE1IC, KB8OF, VO1HP, VE2GKH, BV2DA, JN10XN, plus s.s.b. to OH3GZ/OH0, W1IDP, plus EUs on both modes.

G3NOF's list contains s.s.b. contacts with AX2HD, C30EAF, C30LFJ, C03JA, CP1BN, CU2AT/CU6, CYODXX, EK0AL, FG/PA0CRA/FS, FK8FU, FP5DF, FP/AG9A, FR4FA/J, FY5EM, HD8DZ, JR6CSY, JY9LC, KG4CL, KH6DQ, OH2WI/OH6, PZ2AC, RZ1OWA, SO7DNO, SP2DRH/JW, SU1FN, T5GG, UA0GCA, UZ9UZZ/RWOY, V44KAR, V47NXX, many VKs, VQ9XF, XE1ALH, Y11BGD, ZB2IP, ZL2AAN, 3A/IK2ECN, 3B9FR, 4C2PQ (=XE), 4F1RGA (=DU), 7P8DX and 9M2HB.

GOJFM (Brixham) offers his s.s.b. contacts with K1AR/TI2, C30LFM and VE8RCS.

Turning to the letter from GOISW, we find Phil working VU2RX, VU2XYL, KH6IJ, IM0YUJ, all s.s.b., plus packet to TR8AHO and A4XZK.

The 21MHz Band

Many people seem to prefer this band over all the others. G0HGA was restricted to five watts to the 28MHz vertical. OH1NTS, UA3PFP, OK2BNZ (a G-QRP Club member) and HA5KF were all raised.

GOISW was on s.s.b. and made contacts with RV9UP, UZ9CWW, UZ9CXU, KD8PR, G0FWX/MM (Mediterranean), W1FBA, 9Y4GR, OD5VT, K3EOT, VE2AJD and A4XRS.

GOJFM mentions VE7DGI as his solitary QSO on the band.

Turning to G3NOF, Don offers A35PP, A92BE, BY4SZ, BY5QA, BY5RA, BY8AC, BY9GA, CE0ICD, CX4ABY, CY9DXX, D44BC, DU1DWD, DU9CV/6, FG/PA0CRA/FS, FP5DF, FR4FA/J, FY5EM, G3UML/J6L, HC2AI/HD4, HC2CG/HD4, HD8DZ, HH7PV, HL1IUA, lots of JAs, KC4AAC, KD7P/NH2, KW7J (Montana), NC7K (Nevada), OD5VT, ON7IP/DU9, P4OR, RA0AIL, S6HF/MM off Singapore, S79MX, TF5BW, TZOMAR, U8AAAY, UZ9UZZ/RWOY for Zone 23, UW0LAP (Zone 19), V85GA, V85MK/OD5, VE7DGI, VP8BRT, VU2SMN, VU2WAP, ZD8RP, 3B9FR, 3C1JPF, 3D2MP, 4F1RGA, 4U1VIC, 7P8DP, 8Q7MT, 9N1RN and 9V1WP.

For G4XDJ there were s.s.b. contacts to KP4IX, various Ws, VU2SMN, ZL1AMO, KE7X/M, T77C, VU2WAP, plus c.w. to ZL1AMO, PY2OJD, VU2BK, LB9MC, W7ITN, JA1AN, JROKXS, VE3HBF, PY3LI, LU5DO, KC8QW, KB2CLZ/4/M and various other lesser fry Ws.

From G3BDQ, s.s.b. went out to CZ4SK—a special one-day prefix for Canada, EL8BS, VU2QQ, V47NXX for an all-time new one, KH6WU, TG9MBS, AP2P, KH6IID, DU1YP, VE7s, JY2DX and AL7FG.

G2HKU stuck to c.w., which was used to work PY2OJD, KD0IL and TU4CO.

The list from **GOJBA** (Sittingbourne) contains KU2W/M/VE1 on Prince Edward Island, WJ5X, W7CFL, all on a wire dipole and fifty watts, and all s.s.b.

Final contribution on this band comes from GM3JDR who mentions all W call areas, VE1-7, JA1-0, UV0BB, UL8PZA, ZL1TN UA0MO, UA0FGN, UZ0ZC, UA0ZW, RZ0OWH, UC1OWA/RB9M, ZL1BEK, UA0CIN, UZ0BWB, ZL2TX, UA0AGC, UA0OHN, HL88KBS, U0JE, U7FA, BY1SK, BT1DZZ, 6K24SO, and HK3HY, while on s.s.b. HL88AZC, VK2KLU, VK2PEN, VK3NNR, all JA call areas, HL88APQ, UA0SME, VK2VBL, HL88BTF and HL5BHI were all booked.

The 28MHz Band

Going well as this is being written. 4N2D busily calling CQ Contest and needing at least three minutes close attention before one can decipher the call—why, oh why, did someone have to invent the speech processor as a means of reducing intelligibility?

Turning to the letter from Brian G4XDJ we find that on 28MHz (10m) his FT-200 and low power (5-50 watts, usually around the ten watts mark) produced c.w. contacts with LU1AOJ, VE1ASJ, KA1HXK, PY2RRG, JA1OJZ, JA6PA, UM8NC, PP1RR, JA9CWJ, KA2DIV, VE3JPP; on the s.s.b. front, VO1QS, KA5UMK, KB4WBY, KB4SRB, J87CD, W0UVP and WA5HPJ; RTTY was also used and raised N40BU and K1HBX.

Not much activity from G2HKU however, c.w. yielded DK6AS/SV5, LU1AO and KJ0B.

Next GOJBA who reckoned this to have been the best month on 28MHz since he started; s.s.b. accounted for A22RA, AG7A, N6RVR, KB6ZL, WOQNW, WB1EAD, N5EIN, K4XS, KA3TMH, K8IZS, KB2ASM, CE6EDZ, CE3BFZ, CU3AY, CZ1YX (a Canadian special), DK0ED/P, DU9RG, FH5EG (Mayotte), G4RSE/P, GM4AGG/P, JA7BSK, JA7OWD, JH1AJT, LU6ETB, LU2DFR, PY5EG, UL8PWU, UJ8SBW, VO1SA, 5B4ES, plus, of course, smaller fry and the usual crop of gotaways.

A brief note from G3BDQ indicates that antenna experiments are proving of interest; a two-element fixed beam aimed on the USA up in the loft, and a 20m doublet fed with open-wire line to fill in the gaps in coverage given by the grounded longwire. On 28MHz s.s.b., John managed KP4DKE, Z21CR, VS6BL, UL7FCN, YB3CN, YC0HML, YC0SQT, NX7K, FM/HB0CQK and 6W1PM.

G3NOF noted some unusual openings; KH6s over the long path across EU around 1130, ZLs around 2300, and so on. East Coast Ws were noted 1300-2300 and South Americans peaked around 2000. Asians were noted around 1130Z to 1200 on short path. The VK-FT-FH-FR prefixes were noted 0730-1100Z while Africans popped up at various times, as did short-skip. Nonetheless, Don doesn't think we are up to the best of the previous cycles. Contacts on s.s.b. were made with CX1TE, FT2XE, FT5ZB, FH5EG, FR5DL, FR5EL, HD8DZ, HH2Z, HK0HEU, HS0B, KD8RP/TF, KG4CL, NH6HF, NH6JC, P4OR, PY5YL, T5GG, TN4NW, V21AR, VE3OSN/VP9, VP8BRT (S. Orkney), YC2EMK, YB0AX/O, YK1AO, ZL4LZ, 5K3B and 8R1J.

Now to the YLs: **G0DVE** (Wimborne) has a TS-530 plus a converted half-wave CB vertical. Apart from many USA stations, Shirley mentions YB8AX/O, JH1AST, HL88WP, HL88IKL, ZL3AFT, ZL1, HJ, JH1LBR, 9K2OW, G4DUW/DU1, DU9RG, VP8VK, HK3MAE, 4M5T, YC0OMO, YC0FEX and D44BC, all worked from home. ZS6WRS was raised from the mobile rig, while between Badbury Rings and Wimborne—the rig in this case an FT-707 plus G-Whip. As for the Gotaways, they included BY5RA, H44, J52US, BY8AC, 9N1RN, VU2SVS and VP5/G0AZT.

Our second YL contributor is G0HGA, who reports a degree of TVI. We start with the QRO c.w. contacts: UL7BW, JS6WDG, JH1TZS, JH1LBR, DK6AS/SV5, WA4GAX, W3MOY, HL88XP (QSL via HL1XP), SP1DRS/JW,

HZ1HZ, N4IBF, UL7FP, JA4DZ, RA9JW, N3RG, K4JYS, WM5K, JA7MF, JH2RMU, UW6AL, UZ9YXL, W4VGL, N2DAN/4, N4XR, W1PL, W6BVM, JH1DTC, UA0LEF, VK6HD K4CQ, UA9CM, JA6PA, VK2BPN, VS6WD who called Angie but was weak and disappeared, W3KPV, K2CBN, LU4ED, UG6GRA, N2IF, K5XK, VE1BNN, W4IF, JA1GHB, W2GFF/M and WA1IDP/CU2. Then we turn to the five watts QRP and find (again c.w.) that we have VQ9QM, many EU Russians, UW0AJ, W3ARK, WB2Q, RA9UPS, UO4UWA, WA1IDP/CU2, SV1AIP, YO4PX, LA4NFA, SV1TP, EO8IZN, SV4AAQ, YO8RL, ZL1V, W8GZX, K9VSO, KD5GY and UB4LAT.

Next we turn to **GM4ELV** (Glasgow) who is a five watt merchant too; Dale mentions J87CD, ZD8MAC, 5B4XA, J52US, CE3BFZ, ZP5Y, CE6EZ, LU1HE, EL8E (QSL to GM4LDU), UL7OB, EA8YK, LU4L, PY5EG, UJ8JCM, FT5ZB (QSL via F6ESH), Z21JE, K2EWB, LA4SVA, HK6BER, KJ4GA, VE2LFL, AA5AS, N5LFT, KA5ZRG, VK2NYA, CE6NOT, EA9AX, K4XS, RW0AW, TA1E/2, OY9JD, K1GUP, VK5JDL, ZL4IG and VO1SO. As Dale remarks, most of the good DX was probably about while he was on holiday!

A report now from GOJFM who found 28MHz well and truly open. Steve found TA3C, T50DX, W8VYZ on a.m., CZ3BTQ, CZ1ASJ, 9H3EH; apart from the W8 the rest were all s.s.b.

Next we have GO1SW who corrected my reading of his call as GO1SN—sorry, everyone. On 28MHz he worked IK2BTI, FE6BXQ, EA5FCO, EA4EP, SP7NJX, TK4HC, UA4LEW/U3Q and UB3IWA both the latter on five watts. Antennas, either G5RV or trapped vertical, and for the QRP using the Racal rig, the set's 2m whip.

A note from further afield now; **ZL1CCS** is at Waikino, North Island and writes to report on 28MHz as seen from ZL. Europeans appear between 1800-2000UTC, over the long path; IS0PBS, EA1-2-3-5-6-7-8, YU2HCD, 4X4FR early in the month, plus CR4NH, CT3DZ, HA5IQ, SV1YH, HB9FR, YO2BLN, later in the month. On the last day of August G4NEX and GOIAS. On most days they had W openings, to W1-2-3-4 in the mornings, and the Western Reaches in the afternoon, around 0100UTC. VKs and JAs most afternoons, with the odd surprise, by way of for example, KX6BU, FT5ZB, ZL5BKM (Scott Base, Antarctica), TR8SA, UM8MIG, 5W1GT, 9M2ZA, YB5QZ, HS0A, 4S7/DF9FA, KH3/KB5ENR and T77T, heard under a VK pile-up. Regular openings were also noted to HK0HEU, P43HM, YN3EO, LU, PY, CE, HI, CO2 while the QSO of the month was with 5Z4BP. Incidentally, John is on most mornings around 1800-1930UTC beaming long path to Europe, with 100 watts and a 6-element monobander.

And, talking of the Antipodes, it was nice to hear from **John VK2AU** again, noting that, by the time you read this, he will be 5W1GS from Samoa—and one has to admit the view of the beach on John's QSL card is most reviving on a day when we have just had the first severe frost of the autumn!

Finally on 28MHz, GM3JDR (Wick) who managed all W call areas, plus all JA call areas, HR3JJR and HK40ZE; c.w. yielded all W areas, VE1-7, all JA call areas, VK4SS, VS6WB, UA0LAY, PY2ADN, YV5AE, VS6DO, EK8IZN, UZ0SWU/UA8T, UA0YM, UA0YO, RV0YF, RI8OA, RJ2/UA9FF and YB0BAQ.



STANDARD

**FOR THE BEST CHOICE
IN DUAL-BANDERS**

£599

£375



C5200



C500

C150



The latest addition to the Standard range is the C150, a feature packed supercompact 2m transceiver. Built with the usual high quality of construction that we have come to expect from Standard, this tiny radio has all of the usual features of a modern microprocessor controlled transceiver — plus several new ones.

- ★ Frequency Range 144-146MHz (with extended receive capability)
- ★ Up to 5W RF output
- ★ 3 position RF power output switch — Hi, Mid & Lo
- ★ 20 memories (in 2 banks of 10)
- ★ Power requirement 5.5-16V dc.
- ★ Superb sensitivity — less than 0.16V at 12dB SINAD
- ★ 6 different Dual Watch modes — yes, 6 different monitoring methods!
- ★ 14 different scanning modes
- ★ Paging function — individual and simultaneous group call available
- ★ DTMF and CTCSS available as optional extras
- ★ Separate Tx and Rx frequencies can be set for semi-duplex operation
- ★ Squelch-Off button to save knob twiddling
- ★ Battery Save and Automatic Power Off facilities
- ★ Rotary or Pushbutton frequency selection
- ★ Built-in S-meter
- ★ Splash proof case
- ★ Soft touch buttons and knobs
- ★ Keyboard Lock (Rotary Control is left active)
- ★ PTT Lock to prevent accidental transmissions
- ★ Sockets for external microphone, speaker and power supply
- ★ A comprehensive range of accessories is available
- ★ Size — 124mm High × 55mm Wide × 31mm Deep

This superb new radio **should** be available before Christmas and we will be pleased to tell you more about it when you visit or telephone our shop.

Introductory

£230

Price

PLEASE REMEMBER, WE ARE THE SOLE IMPORTER OF STANDARD EQUIPMENT IN THE UK AND WE ARE ABLE TO OFFER A FULL BACKUP SERVICE AND SPARES FROM STOCK.

SAE brings you leaflets on all rigs

400 EDGWARE ROAD,
LONDON W2
01-723 5521 Tlx 298765



Normally 24hr despatch
but please allow 7 days
for delivery.

PLEASE NOTE WE ALSO STOCK
ROTATORS — SWR METERS — MORSE
KEYERS — ANTENNAS — POWER
SUPPLIES — ADONIS MICS — COAX
SWITCHES — PLUGS — SOCKETS ETC.

OPENING TIMES:
9.30am-5.30pm Mon-Fri.
10am-4.30pm Sat.

Normally 24hr despatch
but please allow 7 days
for delivery.

SONY

SONY ICF 2001D
76-108 MHz
116-136 AIRBAND
153kHz-29.995MHz
FM - AM - SSB 32 MEMORIES
INC PSU, CARRY STRAP
& EARPHONE

£295



Sony ICF 7600DS FM/AM/SSB £157
Sony SW1 150-30M C/S + FM Stereo-249 AM/FM
Sony Pro 80-150KC-108MHz, 115MHz-224MHz,
AM-FM-SSB £295
Sony Air 7 £229
Sony Anti Active Antenna £49
Sony Accessories Available

SONY ICF 7600DS

76-108MHz
76-108MHz
153kHz-29.995MHz
Complete with case,
mains power supply,
earphone and
frequency list.

£157



KENWOOD & SCANNERS

Kenwood RZ1 150kHz, 950MHz £425
Kenwood TS680 £799
Kenwood R5000 £799
New Bearcat UBC205XLT £249
Handheld 29-54MHz, 118-174MHz, 406-470MHz,
806-956MHz inc NiCad charger and Case.
Bearcats in Stock, Black Jaguar, etc.

191 FRANCIS ROAD
LEYTON · E10 6NQ · LONDON
TELEX 8953609 LEXTON G
PHONE 01-558 0854 01-556 1415
FAX 01-558 1298

DRESSLER ACTIVE ANTENNAS

ARA 900 ACTIVE ANTENNA



50MHz to 1300MHz
Gain 17dB Typical

TECHNICAL SPECIFICATIONS
Noise Figure
1dB at 50-180MHz
1.5dB below 300MHz
2.0dB below 350MHz
2.7dB below 400MHz
3.0dB below 500MHz
3.8dB below 650MHz
4.6dB below 1300MHz

£139.00 (PL259 Connectors)

£149.00 (N-Type Connectors)

Intercept Point 3rd Order: +18dBm at Input

Post £3.00 or Securicor £7.00 extra

ARA 30 ACTIVE ANTENNA 50 kHz . . . 40 MHz WITH LIMITED PERFORMANCE UP TO 100MHz

Professional electronic circuitry with very wide dynamic range. Meets professional demands both in electronics and mechanical ruggedness. 1.2m long glass fibre rod. Circuit is built into waterproof 2.5 mm thick aluminium tube. Ideal for commercial and swi-receiving systems. £129. See Review in August 1985 Issue p.35. Both antennas come complete with 7 metres of cable, interface, power supply and brackets. Dressler preamps available.

£129

OPEN MON - SAT 9AM - 5.30PM
INTEREST FREE HP FACILITIES AVAILABLE
ON MANY ITEMS PROMPT MAIL ORDER



Prices correct at time of going to press. Please phone for latest quote.

ICOM

ICOM R71 General Coverage Receiver £855



FIRST CLASS SHORT WAVE RECEIVER.
BUY THIS FOR £855 AND RECEIVE AN
ARA 30 FREE. WORTH £129.

Also R7000 complete with ARA900 £999.
(ASK ABOUT THE NEW TV CONVERTER)

PHONE FOR BEST PRICE

ICOM IC32G ICOM IC3210
ICOM IC2GE ICOM IC761
ICOM IC228 ICOM IC781
ALL IN STOCK ICOM IC735

+ All ICOM models available. + YAESU
Accessories.


YAESU

FRG 9600M £475
FRG 8800 £585
FRV 8800 £100
FR767 + 2MTR £1599
FT23 + FNB108 Charger £259

BUY THE BEST — BUY



SOLID BRITISH ENGINEERING



CAPCO CAPACITORS, ROLLER COASTERS AND BALUNS

BUILD YOUR OWN A.T.U. FOR £57.40

CAP-25S £15.50

CAP-25T £18.95

R/COAST £22.95 + £4.50 p&p

BUILD YOUR OWN LOOP USING
6 TO 1 REDUCTION DRIVE
AND CAPCO CAPACITOR
From £25.00

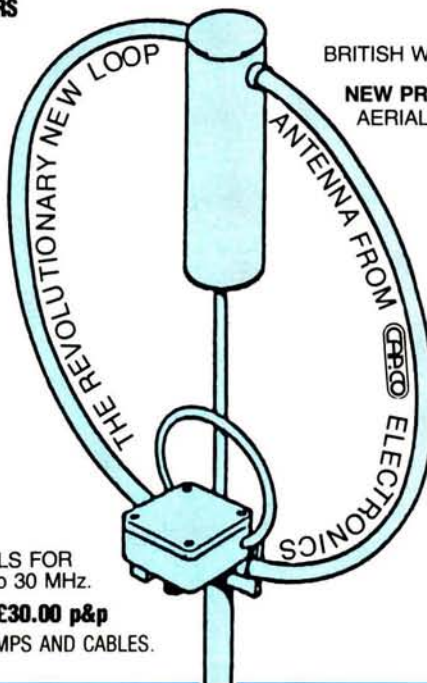
FEATURES OF CAPCO LOOP ANTENNAS

- It has a very high Q
- A radiation resistance from 300 milliohms to never more than 0.8 of an ohm
- Has a bandwidth from 3KHz to 50KHz
- It has an SWR of 1.4 to 1 at the very least, 1.1 to 1 on most bands
- Will operate at virtually ground level
- The loop has a vertically polarised radiation pattern containing both very high and very low angle radiation (ideal as a DX antenna)
- Does not require an Antenna Tuning Unit
- Depending on the model used it only occupies from 80cm to 4mt of space
- It is ultra compact, light and waterproof
- Planning permission is not necessary

YOU ONLY NEED TWO AERIALS FOR
CONTINUOUS COVERAGE FROM 3.5 to 30 MHz.

ONLY £626.00 + £30.00 p&p

THIS OFFER INCLUDES CONTROL BOX, CLAMPS AND CABLES.



BRITISH WORKMANSHIP AT ITS BEST

NEW PRODUCT FROM CAPCO
AERIAL SWITCHING UNIT

SPC-300D

SPC-3000D



'STAY TUNED FOREVER'
With a

CAPCO A.T.U.

AMA3/1K £386 and
AMA5/1K £445
1Kw look antennas

See Press Reviews/Releases for
further details

For more information on any of our
products including high power
A.T.U.'s, Loop Antennas for
commercial use,
send to:

CAPCO ELECTRONICS LTD

UNIT 6
PEEL ROAD INDUSTRIAL CENTRE
PEEL ROAD
WEST PIMBO
SKELMERSDALE, LANCS.
WN8 9PT

TEL: 0695 27948
TELEX: 629575 CONGAS
FAX: 0695 29125

Finals

A couple of oddments remain. The WAB Winter Activity Award will run from December 1 to February 28. The Award is based on points, with 250 for the initial certificate. One point is collected for the first contact with each country, WAB area, District, and for the first contact with a WAB bookholder. Thus the maximum number of points for a contact is four—despite some amateurs having many copies of the WAB book. Cost of the Award is £2 plus two first class stamps. More details obtainable from B. Morris

The next three deadlines are: Dec 22, Jan 25 and Feb 27

G4KSQ, 22 Burdell Avenue, Sandhills Estate, Headington, Oxford OX3 8ED.

The very final one is a note from G3TTC just before his move to Warwick; Keith has written a program for his BBC micro which accepts the QSO details and then writes the log and prepares two labels which can be stuck to the back of the QSL to give: 1.

The specific QSO details, report each way, gear in use etc., plus 2. a general one which gives personal details of G3TTC and of the QTH in use—in this case the holiday operation from S79KO. Keith will shortly be settled in Warwick, and hopes that once he is in he will be able to get up a decent lot of antennas.

VHF Up

A heavy postbag this time following the end of the postal disruption. High solar flux levels at times have brought some excellent F-layer propagation on 50MHz. Auroral and good tropo events are also covered. The Squares Table has been omitted to leave space for fuller coverage of all these events and to catch up with last month's backlog.

Awards News

Congratulations to **John Hoban G0EVT** from Stanley, near Wakefield (ZN23b) who was elected to membership of the 144MHz QTH Squares Century Club on 11 October 1988. His certificate number is 87 and he has 107 squares confirmed from 177 worked. 89 were worked on tropo, two by meteor scatter, four in Auroras and 12 by Sporadic-E. 98 QSOs were on s.s.b., seven on c.w. and two were mixed mode. The QTH is about 50m a.s.l. with a good take-off between north-east and south but terrible between west and NE.

John's station comprises a Trio TS-780 with external a.l.c. power control and used "barefoot" till the end of 1986. For the next year he used a modified Pye amplifier with a QV07-50 valve at 75W, the present amplifier being a converted ex-military unit with two 4CX250Bs. This latter, with power supply, cost about £150. The antenna is a 14-ele Yagi by Cushcraft at 10m a.g.l. fed through Pope H-100 cable.

Future plans are for a 12m lattice tower and a pair of bayed 14-ele Yagis. He also operates on 430MHz and is building a station for 50MHz.

Next to **John Quarmby G3XDY** (SFK) 144MHz QTHCC member No. 32 who was awarded his "150" sticker on Sept 30. 14 QSOs were on tropo, the rest via Ar. 16 were on c.w. and nine on s.s.b. The Ar contacts included UQs in LR and MQ, a UP in MO and RA3LE (QO). His confirmed total is now 154.

John Cornall G6IJM (LNH) was awarded his "125" sticker for certificate No. 85 on Oct 22. He now has 128 confirmed on 144MHz out of 157 worked. He selects EA6FB (AY), EA7BHO (YX) and ISOQDV (EZ) all worked via Es in the summer of 1988 and EA8BML (SN) at 3036km on tropo on Sept 9 as the best DX.

The 1989 Tables

The annual table covering five bands which was introduced in January 1988 has proved quite popular. I intend to run it in the same form in 1989 but hope there may be more entries for the 1.3GHz band.

For the benefit of new contributors I have prepared a sheet listing all 104 British Isles counties with their code letters as used in this feature. The list also includes

the countries likely to be workable on v.h.f. There are explanatory notes about the table and if any reader would like copies send an s.a.e. to the Purley address. But please send *two extra* loose 14p stamps to cover printing costs.

The c.w. ladder will be retained as it does seem to encourage activity, but more support for the 430MHz band would be welcome. The on-going squares table will continue in its present form. Some readers have suggested that 50MHz be included but that would mean leaving out 1.3GHz which I am loath to do.

Another Polar Expedition

Laurence Howell GM4DMA (GRN) has sent details of another unsupported attempt to walk to the North Pole from the Canadian mainland. As in 1988, the expedition leader will be Sir Ranulph Fiennes and Laurence will be the base commander on Ward Hunt Island (FR23WB) which is 725km from the geographic pole.

Laurence's wife **Morag GM1ILL** will be in charge of communications. Mike Stroud will be the team's doctor and Captain Oliver Shepard the UK liaison officer. Departure date is Feb 20 with arrival on the island on March 3, their third visit. The projected return date to the UK is May 16.

A comprehensive amateur radio station will be established using their own and other equipment loaned or donated by well known companies. They will be QRV on all nine h.f. bands and on 50 and 144MHz.

No advance skeds can be taken since priority will be given to commercial traffic, but the stations will be on all day. 50.110MHz will be used for Auroral-E and

Annual c.w. ladder

Station	Band (MHz)				Points
	50	70	144	430	
G4ZEC	—	—	617	—	617
PA3FAQ	—	—	199	—	199
G0HGA	—	—	198	—	198
G4OUT	—	—	191	—	191
G4WHZ	21	—	157	—	178
G0HLT	13	—	161	—	174
G4AGQ	—	37	121	12	170
G4VOZ	29	93	—	18	140
G0HEE	—	—	111	—	111
G4ARI	—	29	80	—	109
G0DJA	11	—	69	—	80
G4ZVS	—	—	80	—	80
G2DHY	10	37	24	2	73
G3FPK	—	—	64	—	64
GW4HBK	21	33	—	—	54
G0GKN	—	—	52	—	52
G1SMD	21	—	15	—	36
G6DIF	2	—	30	—	32
GU4HUY	—	—	22	—	22
G1DOX	3	5	—	—	8

Number of different stations worked since January 1.

Reports to Norman Fitch G3FPK
40 Eskdale Gardens, Purley, Surrey CR2 1EZ.

F-layer contacts to Europe and North America and 144.123MHz for any kind of propagation including m.s. Past experience suggests 1800-2300UTC as the best period for Auroral-E.

Antennas will be a 4-ele Yagi on 50MHz and two 5-over-5 Yagis on 144MHz. A 200W amplifier will be used on 144MHz. Any reader wanting further information may telephone Laurence during the working day on Aberdeen (0224) 576155 extension 274.

Meteor Shower Data

The last recognised shower of the year is the Ursids which should be best on December 22. The RA/DEC figures are 217/76° so the radiant is always above our horizon. The ZHR is about 15 reflexions per hour.

My computer suggests the following reflexion efficiencies: NE/SW better than 50 per cent 0900-2400; E/W better than 70 per cent throughout; NW/SE better than 50 per cent 1700-0800. The N/S paths are much poorer with nulls at 0900 and 2100. Around 0300 and 1400 there are "peaks" at about 40 per cent.

The Quadrantids shower, with a ZHR of at least 100, can be a very useful one on January 3-4. It is much more "peaky" than the Ursids, though. The data for the usual directions are: NE/SW around 1400 with a lesser peak around 0600 and nulls at 0100 and 0900; E/W a broad average 50 per cent period 1400-0300 with nulls at 0600 and 1100; NW/SE good peak around 0300, a lesser one around 1100 and nulls at 0800 and 1600; N/S two good peaks around 0400 and 1300 with nulls at 0900 and 2100.

Repeater Notes

The September 1988 issue of the Kent Repeater Group's Newsletter has arrived. It contains news about the eight repeaters for which it is responsible. The latest one is another packet digipeater GB7CK at Charing Hill near Ashford and which came on stream on Oct 16. The site is the GB3CK one.

I note that the perennial topic of non-paying repeater users is aired, i.e. those who habitually use relays built, installed, maintained and paid for by a club, yet who never join or contribute to running costs. Unfortunately these freeloaders are a fact of life generally, another amateur radio example being those who use—and abuse—satellites.

The secretary of the KRG is Kelvin Fay GOAMZ and I assume he is the person to contact about joining. His address was not given on the Committee page of the Newsletter so presumably he is QTHR.

Beacon News

The Malta 50MHz beacon 9H1SIX has been moved to a new site about 215m a.s.l. It runs 7.5W and the antenna is a five-eighths wave ground plane. This information from Hal Lund's ZS6WB Oct 6 issue of his excellent fortnightly publication *ZS VHF News*.

Hal also mentioned VS6BL reporting that the 50MHz and 28MHz Hong Kong beacons were being relocated. The Greek 50MHz beacon SV1SIX was expected to be licensed soon according to SV1DH via G3JVL.

The 50MHz Band

Some exciting things have been happening on this band particularly when the solar flux has been high. What is now being worked reads more like 28MHz than a v.h.f. band.

For some time **Geoff Brown GJ4ICD** has been sending copious notes covering 28/50MHz happenings on a daily basis. I have also received a nine page summary from **Mike Walters G3JVL** (HPH) containing a wealth of fascinating news up to Oct 20. The following details of current or pending activity are taken from these sources and from ZS6WB's notes.

Indonesian amateurs have been QRV for five years and activity is good. YB3CN has a new Icom IC-575 and a beam was en-route from Australia. FR5DN on Réunion Is. has an operating permit but no equipment, although FR5EL has been worked from Israel. 9Q5NW in Zaire was still awaiting a Heath SB-110 from the USA. 5H1HK is QRV from Zanzibar Is.

5B4OG has been active on c.w. from Cyprus. The SMIRK group is sending equipment to J52US in Guinea-Bissau. CO2KK is QRV on a.m. on 50.110MHz from Cuba. Old timer Z21JO has no gear but is keen to activate the band from Zimbabwe.

SZ2DH, alias SV1DH (Athens), is the only licensed Greek station now. SVs worked last summer were only temporary permit holders. However, it seems the SVs will all get the band soon. SV0FE will be moving to VS6 soon.

Next for some real DX reports starting with the first England/Argentina QSOs on Sept 8. G3JVL was in QSO with LU7DZ (GF05GK) on 28.885MHz when **Tim Kirby G4VXE** (GLR) broke in to say he was copying LU7DZ's keyer on 50.11MHz. Eduardo's first contact was at 2023 with G1PAM (SPE), followed by G4GLT (LEC), G3CCH (HBS), G4VXE, G4AFJ (LEC), G4UXC (HWR), G3ZYY (CNL) and lastly at 2054 G6IFN (LEC).

The LU7DZ/G3CCH contact over a distance of 11 289km undoubtedly established a new 50MHz DX record from the British Isles. But the way the band is behaving it may already have been exceeded.

The reports seem to suggest that, after the first contact with G1PAM, only stations within a very narrow corridor, perhaps only 40-50 kilometres wide, were able to hear LU7DZ. Eduardo reported that LU9AEA, who lives very near him, could not hear anything of the Gs. I wonder if this phenomenon has been observed on 28MHz? However, LU7DZ runs 800W to four 19-ele Yagis which must make a difference in weak signal conditions.

Etienne Swart ZS6CE (KG34) telephoned on Oct 6 to say that on Sept 21 he made the first ZS6/SV QSO on f.m. with SV1DO. RS59 reports were exchanged. The same day he worked 9H1BT via F2-

Annual v.h.f./u.h.f. table
January to December 1988

Station	50MHz		70MHz		144MHz		430MHz		1296MHz		Total
	Countries	Countries	Countries	Countries	Countries	Countries	Countries	Countries	Countries	Countries	Points
G1KDF	39	17	—	—	92	22	66	12	35	7	290
G6HKM	46	15	—	—	78	28	52	19	29	15	282
G4XEN	47	14	36	5	72	34	51	15	—	—	274
G1SWH	59	20	—	—	94	20	55	9	—	—	257
G8LHT	18	8	33	5	67	32	48	17	6	2	236
G1LSB	37	12	—	—	71	25	55	19	—	—	219
G4SEU	35	13	67	9	48	11	29	4	—	—	216
G0IMG	47	14	36	6	47	12	23	5	—	—	190
G4DEZ	33	16	—	—	30	16	27	6	34	10	172
GM0EWX	57	15	—	—	58	24	7	3	—	—	164
G6MXL	20	9	19	4	42	19	19	9	9	3	153
G1IMM	35	11	—	—	56	12	31	7	—	—	152
G0EHV	—	—	50	7	68	23	—	—	—	—	148
GW6VZW	45	16	—	—	68	17	—	—	—	—	146
G4VOZ	27	14	58	8	—	—	29	8	—	—	144
G1EZF	—	—	30	5	76	33	—	—	—	—	144
G4YCD	12	9	—	—	84	30	—	—	—	—	135
ON1CAK	—	—	—	—	71	33	16	9	—	—	129
ON1CDO	—	—	—	—	63	33	9	9	—	—	114
G4ARI	—	—	33	4	60	13	—	—	—	—	110
G8XTJ	33	5	—	—	58	14	—	—	—	—	110
G4ZEC	—	—	—	—	76	29	—	—	—	—	105
GW4FRX	—	—	—	—	71	30	—	—	—	—	101
G7ANV	—	—	—	—	75	26	—	—	—	—	101
G3FPK	—	—	—	—	78	22	—	—	—	—	100
G14OWA	19	17	—	—	48	16	—	—	—	—	100
GJ6TMM	23	12	—	—	36	14	7	5	—	—	97
GM0HBK	26	8	—	—	46	15	—	—	—	—	95
G8PYP	20	9	2	1	41	13	6	2	—	—	94
G6MGL	19	10	—	—	49	10	—	—	4	2	94
GW4HBK	22	18	43	6	—	—	1	1	—	—	91
G1SMD	21	17	—	—	25	18	—	—	—	—	81
G4AGQ	—	—	15	2	38	8	12	4	—	—	79
G1DOX	16	2	19	2	22	5	5	2	2	1	76
G2DHY	5	1	22	2	28	6	7	2	—	—	73
G1CE1	—	—	—	—	59	12	—	—	—	—	71
G4WHZ	6	4	—	—	33	19	—	—	6	2	70
G4WND	—	—	60	7	—	—	—	—	—	—	67
G3EKP	12	3	16	4	7	4	5	1	—	—	52
GM0JOL	—	—	—	—	30	10	—	—	—	—	40
G4ZVS	—	—	—	—	34	5	—	—	—	—	39
G0HGA	—	—	—	—	30	5	—	—	—	—	35
G0H0Z	—	—	—	—	30	5	—	—	—	—	35
GU4HUY	—	—	—	—	23	10	—	—	—	—	33
GM1ZVJ	4	3	—	—	14	7	—	—	—	—	28
G8PNN	—	—	20	3	—	—	—	—	—	—	23

layer, Paul being an "end stop" signal. Paul then went QRP down to 100mW and Etienne to 300mW and both were S6. The ZS stations monitor 50.11MHz all the time. ZS6CE is no longer on packet radio due to equipment failures.

For the record, here is a brief summary of other paths worked: From Sept 25 9H to LU, PY and CX usually between 2000 and 2400UTC. Oct 8 9H1BT worked 50 JAs over the *long path* which must be around 30 000km. (Note that Malta and Tokyo are at virtually the same latitude). Oct 10 Fs worked JAs over the *long path* but none heard at GJ4ICD or in Malta.

On Oct 10 ZS3AT (JG87) copied beacon GB3NGI at 1818 for a few minutes but 28MHz was dead. On Oct 16 VP8PTG (Falklands) made his first-ever DX QSO to K1FJM in Florida at 2238UTC. The next day 9H1CG worked VP8PTG during a good opening to LU. This was a first-ever VP8 QSO into Europe.

On Oct 18, the geomagnetic A index reached a sub-storm level of 25 units. This brought the first 9H to FT-Z QSOs the stations being 9H1s BT, CG and FL and the Amsterdam Is. stations FT3ZC and FT5ZB. The same day the band opened to South Africa from GI and GM. GM3WOJ (IO77) worked ZS6WB (KG44) and ZS6LN (KG46) at 1045 and G8YDZ and two other GIs worked ZS3E (JG89).

The GB3NHQ beacon was copied weakly on Oct 18 at 1835 by CX4HS (GF17) 350km north of Montevideo. Alberto called "CQ G" but only worked CT1DTQ (ex-DK3RV) in IM58. FR5EL has also heard GB3NHQ.

The foregoing will give a broad picture of what is happening on 50MHz on a global scale. Opinions appear to be divided about

this kind of coverage. While some readers only want to read about what has been worked from the British Isles, others seem to be fascinated by events further afield.

The band certainly seems to have a lot more in common with the 28MHz h.f. band than with the v.h.f. bands above 70MHz. I would like your views on this topic. Is there too much 50MHz news? Do you want to read about an opening from, say South America to Hawaii? Please let me know so that I can try to please the majority.

Now the news from the British Isles starting with **Charles Coughlan EI5FK** (CRK) who got his 50MHz permit in September. He wrote, "CU all on Aurora." **Philip Lancaster GOISW** (LDN) runs 10W to a 5-ele Yagi by Tonna. Under the heading "50MHz" he lists QSOs with D, HB and I stations which I assume must be cross-band ones.

Steve Nicholls GOJFM (DVN) is another new contributor. In an Ar on Oct 10 he reports an s.s.b. QSO with GM6COX which I think might have been GM8COX. **Alistair Southby G1HMN** (SRY) worked his first ZSs on Sept 27 from 1120-1210 being 6WB and 4TX/P6 in KG44 and 6XJ (KG33) to bring his total to nine countries.

Adrian Gee G1IMM (CBE) has been "semi-QRT" due to interference problems. However he hopes these may be alleviated if he raises his antennas to 9m, this dependent on getting planning permission for a lattice tower. Recent new countries were GU, GW and OH.

Bill Law G2ANT (LDN) is very active on the band and worked the ZSs on Sept 27. On Oct 8 he made QSOs with ZS3AT and ZS3E on c.w. and ZS6XJ on s.s.b. between 1451 and 1620. **Martyn Jones**

G4TIF (WKS) worked **ZS4TX** (KG22), his first ZS, on Oct 8 and got **ZS3AT** the next day. In a weak Ar on the 10th **GM8MBP** (IO87) was the only one worked.

Ken Osborne G4IGO (SOM) suggests that **G4XEN** heard the Jersey beacon on July 31 by Es and not tropo because such propagation was "very common" at the time with inter-G QSOs as close as 200km taking place. He asks all readers to send him reports of all Es stations worked and heard on 50 and 144MHz on July 31 and of all Band I TV and Band II BC stations heard as he wants to research this event. His QTH is now: 7 Winchester Cottages, Seavinton-St-Michael, Somerset TA19 0QJ and not as in the Call Book.

Ken worked **ZS3AT** at 1727 on Sept 27 and heard **ZS3E**'s keyer from 1850 and again on Oct 2. **ZS3AT** was also worked on the 5th. In the Oct 6 Ar at 1835 **GM0EWX** (HLD) and **G8YDZ** (ATM) were contacted at QTE 010° with beacons **GB3NGI** and **GB3RMK** heard. **ZS3**, **ZS4** and **ZS6** stations were worked between 1436 and 1739 on the 8th with **ZS3** and **ZS6** the next day. At 1514 on the 9th **PA3DOL** (JO33) was copied via back scatter F-layer. On the 10th in the second phase of the Ar from 2003 Ken worked **Gs** and **GWs** in **YM**, **YO**, **ZM** and **ZN** squares at 10-20°.

John Palfrey G4XEN (NHM) worked a few GMs in the Oct 6 Ar and again on the 10th. He heard **ZSs** on the 8th, 1440-1542, but could not raise any on c.w. with the 100W e.r.p. legal limit.

Ela Martyr G6HKM (ESX) experienced her first 50MHz Ar on Oct 6 and found it much easier going than on 144MHz. She worked **GM4IPK** (SLD), **GM8MBP** (GRN), **GM0EWX** and **G8YDZ**. In the Oct 10 event **GM6JUA** (CTR) was new.

Bill Biltcliffe G6NB (OFE) has just started buying *Practical Wireless* again and wrote, "... I think it is now a super magazine, just the right balance." Since moving from his previous excellent QTH at Oving (BKS) he has worked 19 countries including **ZS** on Sept 27 and Oct 8 and 9. On the 8th he was called by **FH5E?** but who faded before being positively identified. Almost certainly it was **FH5EF**. Then on Oct 22 at 1340, Bill made probably the first contact with Nigeria, with **G3GJQ/5N28** (JJ16).

Steve Damon G8PYP (DOR) has moved recently but only about a mile. He heard some **ZSs** on Oct 8 but only had a temporary indoor dipole. A few new counties were worked in the Oct 23 contest by answering CQ calls.

John Fitzgerald G8XTJ (BKS) is very pleased with his Howes transverter used with a somewhat deaf Yaesu FT-480R and poor antenna. He reckons hearing **ZS** and **5N** is a good omen. He added **GJ4ICD** for a new country and county on Oct 16 and ten more counties in the **WAB** and **RSGB** contests on the 9th and 23rd respectively.

Gerry Elliott G14OWA (LDR) found things very quiet until 1313 on Oct 18 when he worked **ZS3E**. He was audible for about ten minutes and peaked to **S9+20dB** for 30 seconds. No other **ZS** stations or beacons were heard.

GJ4ICD, in chronicling many openings to **ZS**, writes, "It is becoming quite clear that Jersey is in a good situation for these southerly openings." This is echoed by a note Geoff received from **ZS6BMS**, alias **G3HBW**, who wrote, "We seem to hear you around here when nothing else is audible from G."

Geoff records South African stations heard/worked on Sept 14-16, 20, 22, 27,

QTH Locator Squares Table

Station	Band (MHz)			Total
	1296	430	144	
G3IMV	42	122	406	570
G8GXP	45	151	331	527
G4KUX	—	120	372	492
G3UVR	79	129	239	447
G4RGK	48	115	274	437
GJ4ICD	59	119	253	431
G3XDY	81	137	185	403
G3JXN	87	134	179	400
G1EFZ	32	93	263	388
G4XEN	—	107	268	375
G6DER	78	110	183	371
G0DAZ	—	114	249	363
G3COJ	44	103	186	333
G4DEZ	48	37	248	333
G6HKM	39	102	191	332
G4SSO	—	92	228	320
G4DHF	—	—	307	307
G4TIF	—	107	198	305
G4RRA	—	51	253	304
G1EGC	23	80	199	302
G6XVV	25	64	211	300
G4SWX	—	—	293	293
G1KDF	35	93	163	291
G8PNN	63	98	128	289
G6MGL	59	89	141	289
G8HHI	31	106	148	285
G8ATK	45	91	143	279
H89AOF	55	80	141	276
G4MUT	28	90	149	267
G4NBS	59	103	102	264
G4PCS	—	3	258	261
G1LSB	—	126	125	251
G6DZH	—	87	154	241
G3NAQ	—	80	160	240
ON1CAK	—	33	204	307
G3FPK	—	—	233	233
G4IGO	—	—	230	230
G8LHT	4	77	146	227
G1GEY	—	68	158	226
G6STI	22	66	128	216
E15FK	—	47	168	215
GM4CXP	—	31	184	215
ON1CDQ	—	32	182	214
G4MEJ	—	—	213	213
G0EHV	—	75	137	212
G8LFB	—	—	209	209
GW4FRX	—	—	203	203
G4YCD	—	—	197	197
G8MKD	—	49	142	191
GM0BPY	—	57	129	186
G4DOL	—	—	186	186
G11JUS	—	—	181	181
GJ6TMM	—	40	137	177
G6AJE	5	57	95	157
G4AGQ	1	41	104	146
G4FVK	20	46	75	141
G6MXL	14	38	88	140
GW6VZW	—	6	121	127
G4TGC	—	—	118	118
G0FEH	—	24	88	112
G1IMM	—	13	98	111
G8XTJ	—	—	110	110
G7ANV	—	—	103	103
G14OWA	—	—	101	101
G4ZTR	29	29	37	95
G1SMD	—	—	93	93
GM0GDL	—	19	66	85
PA3EUS	—	18	57	75
GM0HBK	—	—	75	75
G0HEE	—	—	73	73
G8PYP	—	6	61	67
GU4HUY	—	—	67	67
G1CRH	—	—	62	62
G0HDZ	—	—	61	61
G1VTR	—	—	55	55
G1NVB	—	—	49	49
G2DHY	2	6	31	39
G7AHQ	—	—	34	34
GM0JOL	—	—	29	29
GM1ZVJ	—	—	21	21

28 and 30. In the Oct 1-23 period, the only days when nothing transpired were the 7th, 11-12th, 15th, 17th and 21st. The September activity resulted in 48 QSOs with **ZS3** and **ZS6** stations, the best day being the 27th when there was an F2 opening, and two t.e.p. ones in the evening.

GJ4ICD operated in the Oct 23 Trophy contest and completed 143 QSOs in nine countries and 37 counties. Best DX was **ZS6XJ** at 1156 but under the silly rules that was only worth 25 points! Geoff heard Clive Penna **GM3POI/A** (IO88OW/OKE) around 1020. Clive spoke to me later and he too thinks the scoring system would discourage remote stations from entering. It does seem ridiculous to penalise distant stations who will not work the quantity of stations one can from central England.

Andy Steven GM4IPK (IO99IW) is gradually getting his station together in Dunrossness (SLD). He has an 18m Versa-tower to put up but at present his 5-ele Yagi is only 3m a.g.l. fixed at 020° purely for Ar events. The Auroras of Oct 6 and 10 were quite good visually, too. He used 50 and 144MHz in both and worked over 300 stations in all. He suggests the IO or JO parts of the locators be omitted when giving reports but he would like to know the QTE. Reports in the form "54A/93JD/030" would be ideal.

John Baker GW3MHW writing from his Dyfed QTH says he has now worked 27 licensed countries the latest being **ZS3E** on Oct 8. He also contacted **ZS4TX** and **ZS6s** AXP, LW and XJ. Signals were audible from 1233 till 1740.

Finally a note that as from Oct 8 the Dutch stations have been able to use s.s.b. In Sweden 27 permits have been issued to the national society for distribution to clubs but to date, nobody seems to have heard any SMs.

The 70MHz Band

Eddie Ashburner G0EHV (TWR) enjoyed the Trophy contest on Sept 18 working 52 stations of whom 33 were fixed. He had contacted 128 different stations up to mid-October but still needed **GJ** and **GD**. **Pat Billingham G4AGQ** (SRY) worked **GW4ALG** (GWT) in the contest for an all-time new county but otherwise found the band "... pretty dead as usual."

John Jennings G4VOZ (LEC) wonders why people invest in outdoor rotatable antennas for other bands but make do with dipoles in the loft for 70MHz. Many operators tell him they hear **G4VOZ** regularly but cannot make a QSO. September brought contacts with **GU2HML** on s.s.b., **G8KQW/A** (IOS) on c.w., **GM4ZUK/P** (GRN) and **GW4BZD** (IO73). Other QSOs were with **G0DQA**, who used to be **G5DQA**, and **GM4THB/P** near Stranraer on the 17th. **GB5XX** in Daventry on the 24th was a special event station to celebrate the town's connection with **5XX** in the early days of broadcasting.

G4XEN reports contest conditions very good on Sept 18 and John's **25W** to a dipole found 15 new counties and three more countries, best DX being **G13TCU/P** at 474km. **Ian Harwood G8LHT** (YSS) worked **G4VCJ** (CVE) following a 430MHz QSO.

GM4IPK plans to operate -/P from time to time in 1989. As he will be in Shetland for four years most all 70MHz operators should have a chance to work him, especially in Ar events. He could activate both

Starting date 1 January 1975.
No satellite or repeater QSOs.

ZT and ZU squares quite readily.

GW3MHW operates on the band for inter-G contacts from IO72XG at nights and on Sunday mornings. John starts on c.w. changing to s.s.b. if conditions are good enough.

The October issue of *QSB, The Newsletter for Four Metres* has arrived and continues its high standard. It includes the first part of an article describing a 4CX250B amplifier. Editor Roger Banks G4WND plans to publish an Activity Table in 1989 to encourage more operation on 70MHz. For details of the Newsletter contact G4WND who is QTHR.

The 144MHz Band

Tom Cocking's EI4DQ (CRK) letter got held up in the September postal disruption so missed last month's deadline. He reports the tropo propagation to EA8 starting around noon on Sept 9 and carrying on till 2100 on the 10th. He worked eight EA8s in IL18 and IL27. At 0134 on the 10th EA8BML was calling CQ with no takers so Tom called him on his Yaesu FT-290R using just 2.5W and its quarter wave whip. They still exchanged S9 reports. The period Sept 16-20 brought lots of D, F and PA stations plus HB9s in JN36 and JN37, OK2KFM (JN99FN) on c.w. and SP6GWB/6 (JO80JG).

EI5FK worked six EA8s and reported the opening lasting 24 hours. Highlight of 1988 for G0EHV was working the EA8s, plus several EA1s, and the QSO with EA8BML was Eddie's best DX at 3201km.

G0EVT had some QSOs in the Oct 6 Ar with GMs in WR and ZT, EI3GE (WN) and G4KIS (WO). The QTE varied between 000° and 045° and the event faded around 1900. G0ISW lists some excellent DX on Sept 20 including OK1KFQ/P (JO70), OE5XDL (JN78), LX1DB (JN39), HB9s and I2FAK (JN45).

Bob Nixon G1KDF (LNH) caught Auroras on Oct 6, 10 and 18 working a few GMs and EI5FK. On the 16th DG8MET (FH) was a new square. Maurice Williams G1NVB (LCN) has been using a 100W amplifier with his FT-290R. I presume it must have a pre-amp as he says he is hearing the stations much better even though no new squares have been worked.

G3XDY has added six new squares since his last report including Y88VSL (JO61) on Oct 16. September QSOs included OK3LQ (JN88) on the 19th, OK10A/P (JN99) and SP6GWB/6 on the 20th and OK2KYC/P (JN99) on the 21st.

G4IGO worked some of the EA8s on Sept 9/10 along with northern EAs in ZB and VD. In the Oct 6 Ar Ken contacted GM3JIJ (WS) and GM0EWX between 1808 and 1856 at a QTE of 010°. For G4TIF EA8 was Martyn's 35th country and the two new squares brought his total to 200.

For G4XEN, Sept 23 brought a completed m.s. sked with EA6/DF5GX (BA) on Menorca. John worked him again on random c.w. on the 27th when he had moved to CZ. A UR1 was heard in the Oct 6 Ar but the event on the 10th was better with D, EI, GM and OZs worked. The Ar lasted continuously from 1320-2225.

G6HKM enclosed a map showing the many squares worked on Sept 19/20. Ela made contact with SP6GWB/6, OK2KFM and OK2KYC/P both in JJ. The Oct 6 Ar yielded GM0EWX, GM3JIJ and GM7BUD (TYS) at QTE 000° and four more GMs and G6ATZ on the 10th at QTE 020°. Colin Redwood G6MXL (DOR) worked numer-

ous Ds on Sept 20 plus OE3s OBC and XXA (JN88). Howard Staddon G6STI (LDN) added LA6VBA (ES) for square number 130 on Oct 16.

Welcome to David Martin G7AEY (LDN) who wrote for the first time. He uses a Trio TS-711E, Heatherlite "Explorer" amplifier and 15-ele Cue-Dee Yagi 88m a.s.l. He lists some very fine DX worked in early September including SM7s.

Stephen O'Malley G7ANV (NLD) wrote to update his scores, his letter covering several months. I see he worked EA8BML at 1847 on Sept 9. More recently he caught the Oct 10 Ar working D, EI, G, GM and OZ but nothing new. In mid-October DG8MET was new.

Steve Beazley G7BIM (LDN) is another new contributor. Using 2.5W from an FT-290 and 5-ele ZL-Special antenna he had accumulated 46 counties in quick time. G8PYP reports on the "small lift" to the south-east on Oct 16 which brought QSOs with DJ0XR/P (JN39) and assorted Fs in JN08, 15, 16 and 18.

G4OWA thought the tropo on Sept 17/18 promised more than it delivered. However Gerry does list GJ, EA1, D and F stations worked. Calum MacPherson GM0EWX has recently added nine more counties including GM1SMI/P (OKE), EI4GRC (GAL), EI4EY (LIM) and EI9FD (MTH). Colin Smith GM0CLN (DGL) reports that his father, Bob GM0BWU was probably the first Scottish station to work EA8BML at 1403 on Sept 9 getting an S2 report. At 1412 Colin contacted the EA8 by which time reports were S9. He later worked EA8ACW.

GM4IPK runs 300W to a 15-ele Cue-Dee Yagi on a chimney 9m a.g.l. Andy is QRV on m.s. mode and can come on at short notice for anyone needing ZT square. He says there is very little v.h.f. activity from Shetland at present although GM3XOQ should be back on the band shortly. GM6RGN (ZU) on Unst is active on 144MHz and also 50MHz. The Lerwick beacon GB3LER on 144.965MHz is "... still alive and well ..." and is a useful Ar indicator.

John Nelson GW4FRX (PWS) telephoned me at about 1300 on Oct 10 to report reception of GB3LER via AR. He was noting two distinct events at QTEs of 005° and 040°. He worked the usual GMs and some near continentals plus the odd U station.

At G3FPK there was an odd "see-saw" effect. Beaming at 005° some GMs were quite strong and others much weaker. Then beaming at 025° reversed the situation suggesting the stations I was hearing were not all beaming in the same direction. No Russian stations were heard in ZL60j and the event did seem to keep coming and going till late evening.

On the subject of Auroras, GM4IPK asks that radio amateurs consider sending reports to Ron Livesey of the British Astronomical Association. He would not want lists of stations worked but would like the start and finish times, how the QTE changed and any special effects. His address is 46 Paidmyre Crescent, Newton Mearns, Glasgow G77 5AQ.

The 430MHz Band

September produced some nice DX for EI5FK. GM8COX (YP) and G4MTR (YO) were new on the 15th. On the 17th Charles worked GM0HBK (XR) who was only running 10W, followed by many German and Dutch stations including DK6OH (EM). More D, PA and Fs and ONS

were contacted on the 18th and 19th.

G1IMM has added five more countries, D, F, GM, ON and PA and four more squares. G1KDF operated in the French contest on Sept 18, 0500-1200, and worked stations in AG, BG, BI and ZH plus G4YPC/P (XJ) and on the 20th Bob got HB9MIN/P (DH). He found activity low in the Oct 1/2 contest and in eight hours only made 24 QSOs. Low activity too in the Oct 6 cumulatives session with just 16 stations in two hours. The 16th brought FD1GYA/P (BF) and GM0EWX for a new square.

Paul Brockett G1LSB (LCN) found LX/ON1KPW/P (CJ), DK0VS/P (DJ) and F6KSX (BF) on Oct 2. There was a good opening to the south-east on the 16th and new squares were OE9PMJ (EH) and DG8MET (FH). Other QSOs included HB9AGE (DH), DK2GR (FJ), DC6HQ and DJ2IB (EI), DK2LM/P (EJ) and FC1EZQ (CH).

G3XDY added one more square on Sept 21, SP6ASD (IL), John's 138th on the band. The period Sept 18-20 proved rewarding bringing EI5FK, FF6KFV/P (ZI), OK1VPZ (HK), OK1MDK/P (HJ), OE5MKM (HI), OE9HHV (EH), Y22ME (HM), SP6MLK/6 (IK), OK1FFD/P (GK), OK3LQ (II) and some HB and D stations. DG8MET was contacted on Oct 15. I wouldn't mind many of those on 144MHz.

G4AGQ only had five QSOs in the IARU contest and Pat found activity low. His best DX was F6HPP/P (BJ). He worked DJ2IB on c.w. on Oct 16. September was the best month for a long while for G4TIF with three new squares, DF, XH and SP6MLK/6 which was Martyn's 110th square and 21st country.

Sept 7 brought G4XEN a QSO with EI2DJ, John's first EI after five years on the band. He contacted OK1MDK/P on the 19th and the next day OE5MKM was a new square. At 1405 on Oct 10 he heard G8XVJ on s.s.b. and G3LQR on c.w. via Ar at a QTE of 45°. Did anyone else hear any u.h.f. Ar signals that day?

G6HKM worked numerous stations in southern Germany in the Oct 19/20 period including DG3MDJ/P (FH) and DJ7GK (FI) for new squares. F8ZW (DI) was also new for Ela, other good contacts being with OE9HHV, OE9ERC and Y22ME. On the 22nd a very sore throat curtailed operation in the Cumulatives but she did manage 24 QSOs and collected G1GEY (TWR).

G6MXL worked several Ds on Sept 20 and OE5MKM was Colin's first OE. Best DX in the IARU contest was PE0MAR/P (JO21). G6STI's best QSO on Sept 20 was SP6MLK/6 to bring Howard's total to 69 squares.

G7AEY's 430MHz station comprises a Trio TS-811E running 25W to a 19-ele Tonna Yagi. David worked SM7SCJ on Sept 10. G8LHT took advantage of the Oct 16 tropo to work FD1GYA/P, FE1HPK (AH), FC1ECZ (CH) and F6HPP/P. Ian has added a few more counties plus GD in various contests.

GM0EWX is presently running 10W to a 12-ele Yagi but will soon have 100W. Calum's countries so far are G, GI and GM and his counties are G4SZU (ATM), G6ATZ (DWN), GM0HBK (HLD), GM8LWR (LTH), GM1SMI/P (OKE), GM8COX (SCD) and GM1SGB/P (WIL).

The Microwave Bands

G1KDF reports EI2DJ (WN) now regularly active on 1.3GHz and Bob worked him on Sept 17. On the 18th G4YPC/P (IOS) was new on the band. In the Oct 1/2

contest 14 stations were worked but only in EI, G and GW. On Oct 14 he was out portable for the first time on 1.3GHz and contacted 14 stations, although he had battery problems. The antenna was a 39-ele loop Yagi.

Recent new squares for G3XDY on 1.3GHz were DK2GR (FJ), HB9RG (EH) and SP6GWB/6 on Sept 20, plus DK2LR (FH) on Oct 16. Other notable QSOs were with G4XBF/P (XJ) on Sept 19 and on the 20th, DL6SAQ/P and DC6HQ/P (EI), OE9HHV and OE9ERC, DK5IE (EJ), HB9ASB (DG), FC1DBE/P (AJ) and F6DZK (AI). On 2.3GHz in the IARU contest John worked G8IFT/P (IOW) for a new square and county on Oct 2, plus F6HLC/P (AK). PEOAGO (DM) was contacted on the 16th.

G6HKM worked DC7QH in Berlin on 1.3GHz on Sept 20. Ela found the band open on the morning of Oct 16 with a German beacon S5, but "... not a soul around." But FC1DBE/P was worked; he was running just one watt. She had several QSOs with DC6HQ/P, which was a new square, and they were wondering where everyone was. She worked her first YL on the band, DH5KAY/P and at 1702

The next three deadlines are: Dec 22, Jan 25 and Feb 27

OE2KMM (GH) was her first ever Austrian. FC1EZQ was worked at 1829.

For G6MXL Sept 20 brought G4YPC/P (CNL) for an all-time new county and square on 1.3GHz. In the IARU contest Colin found G8IFT/P and G4IEV/P (BKS). G6STI runs 0.7W on 1.3GHz and on Sept 20 this was enough for Howard to work HB9AMH/P (DH). He was unable to contact any SP stations though.

Worked All Britain

G8XTJ, the Publicity Officer of the WAB group, has sent me the November Press Release. On 50MHz the first two Basic Awards for working 250 areas went to G0JHC for all s.s.b. contacts, and to G4ZUR for mixed modes. G0JHC also won the first 50MHz Islands Award on s.s.b. No QSLs are required for WAB awards.

The first 50MHz contest on Oct 9 saw lots of activity from most English counties. The Winter Activity Award will run again from Dec 1 through Feb 28 and is based on a points system. For all details of the WAB organisation send an s.a.e. to G4KSQ at 22 Burdell Avenue, Sandhills Estate, Headington, Oxford OX3 8ED.

Rare Irish Squares

G1KDF is planning another week's trip to EI in 1989 and would like to hear from readers about their most wanted Irish squares. He has in mind UL and WL and proposes 144MHz, 430MHz and 1.3GHz operation. Drop him a line at 4 Weldon Drive, Ormskirk, Lancs L39 4RA.

All that remains is for me to wish all readers a Very Merry Christmas and a Happy New Year.

RTTY

Reports to Mike Richards G4WNC
200 Christchurch Road, Ringwood, Hants BH24 3AS.

John Barber has written confirming my impressions of the CQ World Wide RTTY Contest. He reports that conditions on 21MHz and 28MHz were well up with lots of activity except from the UK! Prefixes worked were:

28MHz—W, I, LZ, OH, UB, UA3, JA, GW, UL, VS, VE, 10 US States and 10 CQ Zones.

21MHz—I, TK, W, OH, VE, UZ3, UB, HC8, PY, TG, 4X, SP, TI, HP, LA, HA, KL7, UL, LZ, JA, OK, YB, YU, 26 US States and 5 CQ Zones.

14MHz—JA, VS, VU, CE, VK, VE, YV, UM, YB, 5B, HC8, YO, 19 US States and 19 CQ Zones (amongst others).

7MHz—UZ, LZ, W, I, D, EA, 2 US States and 5 CQ Zones.

3.5MHz—HB.

John apparently is always extolling the virtues of his home-brew two-tone a.m. terminal unit. When asked for a demo after the contest he was delighted to oblige. Whilst demonstrating how well his t.u. copes when only one tone is present, he discovered that the space tone detector had failed and he had worked the whole contest on mark tones only! All rather embarrassing, but it does prove the point that an a.m. terminal unit with slide-back detectors must be the best for h.f. working, especially when selective fading is a problem.

More news from John as he actually managed to get on the air in-between contests. This is apparently quite a rare occurrence due to TVI problems. The middle of October saw some very good openings on 21MHz and 28MHz. On October 16 he managed to work W0, W4, W5, W8, JA and VE all on 28MHz. In fact, after giving up his frequency to WA8FLF the band was so busy, he couldn't find a free frequency. This makes a pleasant change.

One thing John, and a lot of others, are

looking for is a good quality RTTY program with split screen and memories that will run on the Amstrad PCW series of computers. If anyone can help, please drop me a line.

Goof of the Month

This year I was determined to have a go at the BARTG v.h.f. RTTY contest as I always seem to miss it for one reason or another. I had bought a 12-element ZL Special at one of the rallies and my new Tennamast had arrived in plenty of time. Come the weekend before the contest I thought I'd better get on with planting the mast. Well, what with the new addition to the family and our variable climate I realised that I was not going to be able to complete the base for the mast in time, so on to Plan B. I managed to get my hands on some suitable lengths of 50mm aluminium tubing to enable me to put up a temporary mast for the ZL Special. Come the Saturday morning I was still beaver away finalising the mast and setting up the antenna. At this point I thought I would search out my copy of *Datacom* so I could check the start time of the contest. Imagine my face when I discovered that the contest took place the previous weekend! I'm sure you can also see that it was somewhat embarrassing to report to Elaine that all my effort had been in vain.

Moral of the story: Make sure of your facts before you start your preparation.

DTI Licence Enhancements

I have just received a very interesting press release from the DTI detailing a package of changes aimed at the data operator. To quote from the release: "... The changes will enable radio amateurs to: —use their stations for automatic digital communications;

—receive and transmit digital communications along a chain of amateur stations;

—allow such operation to be conducted unattended;

—keep a modified log to accommodate the speed of operation and complexity of chains involved in this form of communication ..."

The modes specifically mentioned are Packet Radio, RTTY and AMTOR.

Unattended operation is only allowed on the following bands:

50–51MHz (max 10dBW e.r.p. carrier or p.e.p.)

144–146MHz

436.6–436.8MHz

2310–2450MHz

3400–3475MHz

5650–5680MHz

5755–5765MHz

5820–5850MHz

10000–10250MHz

10270–10300MHz

10400–10500MHz

24000–24050MHz

and all bands above 47000MHz

This restriction of course means that unattended h.f. operation is still outside the licence.

With regard to mailbox and bulletin board operation this is now perfectly legal providing it only handles personal messages for the station operator. If you want to run a conventional mailbox or bulletin board for general use this is also possible providing you obtain a notice of variation from the RSGB. Along with this notice of variation will be a special callsign in the GB7 + 3 letters group, rather like the special event callsign system. Another welcome addition is that there will be provision for licensing microwave links between mailboxes to handle the auto-forward message system.

I hope that the RSGB will issue mailbox/bulletin board licences with great care, as a properly organised and networked system can be very effective, but over provision of mailboxes merely creates chaos!

Log keeping has always been a problem with the digital modes and a welcome change here is that it is no longer necessary to record callsigns when using auto-

The next three deadlines are: Dec 22, Jan 25 and Feb 27

matic operations, i.e. digipeating, though you still need to record the time, mode and frequency of the start and finish of operation, hardly arduous!

With the spread of computers into the amateur shack the nature of the log has been changed to allow the use of databases, the requirement being that the recording medium must be of a permanent nature rather than the old rule which required the use of a book.

The final change covers the rationalisation of station identification. This identification is required every 15 minutes and may be sent using the same transmission technique as the message, i.e. you don't have to keep resorting to Morse every 15 minutes. Having said that Morse or telephony identification is still required for transmissions lasting 30 minutes or more.

Incidentally Class B licensees are now allowed to send Morse identification.

As I'm sure many of you have noticed, these changes simply legalise some of the operating practices that are in common use. Nevertheless it represents a very welcome change for the better as I'm sure everyone involved in data communications would prefer to operate within the law.

Beginners Guide to Packet Radio

Ian Brothwell (BARTG Secretary and Publicity Officer) has recently sent me a copy of a new publication from BARTG designed to cover the basics of Packet radio. The book has been produced in A5 size and runs to some 21 pages.

The first section comprises a very good potted history of Packet from its beginning in the mid-sixties through to the develop-

ment of the commercial AX.25 TNCs which set the path for rapid expansion.

This is followed by a detailed explanation of the AX.25 protocol which covers the subject very well. Equipment is the next topic and again the coverage is very useful. There is even a short section dedicated to answering some common questions.

The next six pages deal with the practicalities of getting started and included valuable details on how to set up the TNC parameters.

The final section of the book deals with some of the more advanced operating techniques including bulletin boards and digipeating, finishing off with a glossary of Packet terms.

I thought the book covered the subject very well and, at a cost of 95p plus 20p P&P, must represent excellent value for money. Copies of this book are available from: John Beedie, Ffyonnonlas, Salem, Llandeilo, Wales SA19 7NP.

The SARTG New Year RTTY Contest

The Scandinavian Amateur Radio Teletypewriter Group are holding the h.f. and v.h.f. contest on January 1.

HF

The operating times are 0800-1100UTC using the bands 3.5 and 7MHz. There are three classes: (a) single operator, (b) multi operator and (c) s.w.l.

The message you have to exchange is rather novel: RST, QSO number, name and "Happy New Year" in your own language. You score one point for each QSO on each band, the same station may be contacted

once on each band. There are multipliers for each DXCC country and each LA, OH, OZ, SM and TF prefix number (0-9) contacted on each band. The final score then is the sum of the QSO points multiplied by the sum of the multipliers.

Logs must be sent within 15 days, containing: Name and callsign, band, date and time in UTC, message sent and received, points and multipliers. You should use a separate sheet for each band and enclose a summary sheet showing the scoring, class, your name and address. Logs for multi operator stations must contain names or callsigns of all operators involved. Short wave listeners use the same rules, but based on stations and messages copied.

VHF

The times for this part of the contest are 1300-1500UTC on the 144MHz band only. Contacts via repeaters or satellites are not valid. The message you must send is: RST, QSO number, name, QTH locator and "Happy New Year" in your own language.

The scoring works like this: all two-way RTTY contacts will score according to the distance chart given here.

0-50km = 1 point; 50-100 = 3; 100-150 = 5; 150-200 = 7, etc., and pro rata on 50km circles.

The logs need to be the same as for h.f. All logs should be sent to: SARTG Contest Manager, Bo Ohlsson SM4CMG, Skulsta 1258, S-710 41 Fellingsbro, Sweden.

There will be awards to the top five stations in each class and to the winner in each country.

It just leaves space for me to wish readers a Merry Christmas and a Happy New Year.

Amateur Satellites

Reports to Pat Gowen G3IOR
17 Heath Crescent, Hellesdon, Norwich, Norfolk NR6 6XD.

MIR "Ham in Space"

The event foretold in my earlier column is now imminent. Probably by the time that you are reading this month's news, the newly licensed MIR cosmonaut Musa Manarov will be active on 145MHz f.m. looking for QSOs as the Soviet manned space station orbits the world.

Already the last automatic supply mission Progress-38 has taken up the two watt multi-channel 145.500-145.600MHz f.m. transceiver to be used. During the 21 October 1988 4 hour 12 minute EVA (Extra Vehicular Activity) when working on the attached KWANT modules X-ray telescope, a quarter wave 145MHz ground plane using the MIR body as ground was erected on the space station's exterior.

The next step taken was to teach Musa his "RAE" by radio, so five Russian amateurs have been busy in tutoring the subject content and the ways and means of amateur radio operations as MIR passed over the USSR. This will result in the first amateur radio ground to space and space to ground communications tests on November 14 and the licensed cosmonaut getting the callsign U1MIR ready for the first round-the-world QSOs commencing 19 November 1988.

The planned operation will use split frequency, with Musa transmitting on 145.550MHz (S22) and listening on either 145.525 or 145.575MHz (S21 or S23) for replies from earth. When out of range of western Europe, where 145.600MHz is much used as the RO repeater output, this

also will be used as an uplink and the 145.500MHz calling frequency as well. The exact plan has yet to be completely finalised, so a few minor changes are still possible, and further updated topical information on this new "Ham in Space" mission will come from Leonid Labutin UA3CR, via the 1000UTC Saturday morning 14.280MHz AMSAT European net.

In operation, the Doppler effect (as depicted on the right hand column of our Figs. 2 and 3 last month) will cause movement from the exact nominated frequencies to give overall shifts of up to 7kHz that will be very noticeable on an overhead pass. However, the swing created will be just about within the 10kHz f.m. bandwidth of the receivers at both ends of the QSOs. Operations will be limited to work free periods, and thus mainly located to weekends, e.g. Saturdays and Sundays USSR time, i.e. 2100 Fridays to 2100 Sundays.

Space enthusiasts will remember the chaos that resulted when Owen Garriot came on as W5LFL from the USA space shuttle, which was even more apparent from a study of the tapes that he made on the mission. Whilst we in high amateur population areas on earth may only hear the QRM of a few hundred stations calling, from orbital height it comes to many thousands and almost impossible to hear anybody, especially when the spacecraft footprint covers most of western Europe where activity on 145MHz f.m. is so high! Remember, make short, sharp, calls using internationally recognisable phonetics and spend more time listening. Then the QSO

rate will be far greater with everyone having a chance.

The bad news is that the operation from U1MIR may not be for very long as both Musa Manarov and Vladimir Titov have almost completed their planned year in space. They are likely to return to earth with their accompanying supervising medical doctor on December 21. The new crew will probably leave earth by the Soyuz-TM-7 on November 21 or 26 to dock with MIR on November 23 or 28. So, a very large crew is expected for a month, part of which will be devoted to handing over operations. The good news is that the new crew will also have a licensed member, who will use the callsign U2MIR, and the next U3MIR, and so on to UOMIR. What is more, a ten watt transceiver is now ready and tested and this will be taken to MIR to be used for the next mission.

It is very difficult to predict with accuracy the exact pass times of MIR over the UK horizon. Unlike a normal constantly decaying satellite, the manned spacecraft is constantly having orbital manoeuvres, changing its attitude and orbital period by frequent firings of the onboard rocket motor in order to adjust its parameters for drag, special rendezvous and observational experiments.

Our Fig. 1 attempts to predict the most likely periods, and gives the estimated pass times over several weekends when activity is expected, work-load and rest periods permitting. With the variations expected, and with the changing drag factor altering with the atmospheric ex-

pansion brought about by the solar flux changes, we can only predict to an accuracy of plus or minus some ten to fifteen minutes with any degree of confidence so far ahead. The columns of Fig. 1 read from left to right: the day, the acquisition of signal time in UTC (GMT), the time of maximum elevation of the space station and finally the actual maximum elevation over the horizon in degrees. No azimuth values are given, as it would not normally be advantageous to use beams, the rate of shift of the spacecraft dictating that a sharply directional antenna would "miss" most of the time. Ten watts to an omnidirectional antenna will provide more than a sufficiency of signal in any case.

In a serialised set of passes, the first of the set will travel from our south-east to east, the next from south to north-east, the next south-west to north-east, then west to east and close to overhead in the centre of the set, then north-west to south, then next west to south-west, and so on until we lose the spacecraft until the following day's set of passes. Activity can be mostly expected during the earlier passes as these will overfly the USSR, and bed-time is dictated by Moscow time, that being three hours ahead of UTC.

The positions for the first and last passes of December 17 are shown by the top lines of Fig. 2, which does give azimuth and elevation throughout the pass. In East Anglia, the satellite just comes above our south-west horizon for a few brief minutes commencing at 0922 and 58 seconds. The azimuth change of this short pass is quite fast, the elevation little and the Doppler shift low. A similar situation is shown by the bottom lines of Fig. 2, giving the last pass of that day when the spacecraft just pops over our south-west horizon. By contrast, Fig. 3 shows the tracking for the middle pass of December 10, when (other than when going almost overhead) the azimuth changes slowly, but the elevation rapidly. Note also the large Doppler shift, maximising its rate of change as it passes overhead, producing a 3kHz change in only three-quarters of a minute!

These print-outs from the AMSAT AMS-81 tracking program are included as being approximate and typical, but for the reasons aforesaid cannot be assured as being at the correct times stated, unless the orbital characteristics remain exactly as they are at the time of computation, and this is unlikely. For these reasons, it would pay to commence listening up to some 15 minutes before the pass and up to fifteen minutes after. Even so, the path taken, hence the azimuth, elevation and Doppler curve will remain very close, and shows the difficulty of using a beam with any degree of accuracy in following the spacecraft path. An omni-directional antenna is best, ideally a cross or circularly polarised "turnstile" surmounted some 0.7 metres above a mesh reflector, as described in previous issues.

If the skies are clear, then passes such as that commencing at 1837UTC on December 3, 1859 on December 4 and 1735 on December 9, plus any similar high angle passes after dusk, will permit visual tracking until MIR enters earth eclipse toward the end of the pass. The spacecraft is a very bright moving object, more easily seen than even Mars or Venus. This visual tracking will provide a check on the passes and under these conditions it will be practicable to sight the spacecraft along the boom of the beam, thus ensuring perfect tracking, and so also ensuring maximising the f.m. capture effect.

AMSAT AMS-81 TRACKING SYSTEM									
ACCESS SKED FROM 02DEC88 140000									
>>G3IOR VIA MIR <<<									
DAY	AOS	LOS	MAX EL	DX	EL	AZ	UT	UT	AZ
02DEC	1642	1650	1646	13	13	13	13	13	13
02DEC	1616	1626	1621	45	45	45	45	45	45
02DEC	1951	2001	1956	72	72	72	72	72	72
02DEC	2126	2135	2131	37	37	37	37	37	37
02DEC	2301	2309	2305	10	10	10	10	10	10
03DEC	1530	1537	1533	05	05	05	05	05	05
03DEC	1703	1712	1707	28	28	28	28	28	28
03DEC	1837	1847	1842	66	66	66	66	66	66
03DEC	2012	2022	2017	60	60	60	60	60	60
03DEC	2147	2156	2152	21	21	21	21	21	21
03DEC	2323	2328	2326	03	03	03	03	03	03
04DEC	1550	1558	1554	13	13	13	13	13	13
04DEC	1724	1734	1729	44	44	44	44	44	44
04DEC	1859	1909	1904	73	73	73	73	73	73
04DEC	2034	2043	2039	38	38	38	38	38	38
04DEC	2209	2217	2213	11	11	11	11	11	11
04DEC	1426	1435	1430	21	21	21	21	21	21
09DEC	1500	1509	1505	07	07	07	07	07	07
09DEC	1735	1745	1740	64	64	64	64	64	64
09DEC	1910	1919	1915	24	24	24	24	24	24
09DEC	2046	2052	2049	05	05	05	05	05	05
10DEC	1313	1321	1317	10	10	10	10	10	10
10DEC	1447	1456	1451	37	37	37	37	37	37
10DEC	1621	1631	1626	73	73	73	73	73	73
10DEC	1756	1805	1801	43	43	43	43	43	43
10DEC	1931	1940	1935	13	13	13	13	13	13
11DEC	1201	1208	1204	03	03	03	03	03	03
11DEC	1333	1342	1338	28	28	28	28	28	28
11DEC	1508	1517	1508	66	66	66	66	66	66
11DEC	1642	1652	1647	66	66	66	66	66	66
11DEC	1817	1826	1822	25	25	25	25	25	25
11DEC	1953	1959	1956	05	05	05	05	05	05
17DEC	0922	0928	0924	01	01	01	01	01	01
17DEC	1054	1102	1058	16	16	16	16	16	16
17DEC	1227	1237	1232	52	52	52	52	52	52
17DEC	1402	1412	1407	59	59	59	59	59	59
17DEC	1537	1546	1542	39	39	39	39	39	39
17DEC	1712	1719	1716	07	07	07	07	07	07
18DEC	0940	0947	0944	07	07	07	07	07	07
18DEC	1113	1123	1118	30	30	30	30	30	30
18DEC	1248	1257	1253	69	69	69	69	69	69
18DEC	1423	1432	1427	51	51	51	51	51	51
18DEC	1558	1606	1602	16	16	16	16	16	16
18DEC	1734	1737	1736	01	01	01	01	01	01

OSCAR-13

As time proceeds, our latest satellite A-O-13 seems to be improving. At preferred parts of the orbit, as the satellite approaches the end of its pass, signals are very strong and the spin modulation brought about by the offset lobes of the angled antenna are barely noticeable at such times.

Ernie Hayman G3ABU, who operates the satellite regularly from Kingskerswell in Devon, sends a few comments on his findings whilst using the "B" 435 to 145MHz transponder. He says, "It seems easy to get the DX as long as the squint angle is good and the alligators are eating and not shouting. I find most of the DX stations when the satellite is in the lower mean anomaly values and at this time the spin modulation is not so deep. When the satellite is at apogee, I find that I can rarely work DX using my QRP and have to elevate the power up to 70 watts to even get a return signal. OSCAR-13 seems to behave in very much the same manner as did OSCAR-10 when the a.l.c. was above 5, or, indeed, on the Monday QRP days, when the alligators reigned supreme!"

For the uplink to A-O-13, Ernie uses a Microwave Modules MM432/28 28MHz to 435MHz transverter, which gives an output of 9 watts when driven with his long held TR-10515 h.f. transceiver with the p.a. switched off. At the 12-turn, home-made, helix antenna he gets a measured 7 watts after the signal has passed through his Andrews 50A coaxial feeder. If high power is necessitated, as at apogee, then a 100 watt linear is available. It rarely is, as Ernie using just the 7 watts has had recent QSOs with VK2 and 5, KH6, KL7, VP8, JA, W4, 5, 6 and 7, VU2 and many European stations, all on c.w.

His downlink at 145MHz uses a 10-element Jaybeam crossed Yagi which, via a GaAs-f.e.t. masthead pre-amplifier and separate Andrews coaxial feeders, goes

AMSAT AMS-81 TRACKING SYSTEM									
TRACKING FROM 17DEC88 092100									
>>G3IOR VIA MIR <<<									
UTC	AZ	EL	RANGE	PHS	DOPPLER	UT	UT	AZ	EL
0922:58	145	00	2044	---	145.55	13	13	13	13
0923:41	136	01	1987	---	0.6	45	45	45	45
0924:24	127	01	1977	---	0.1	72	72	72	72
0925:07	118	01	2014	---	-0.4	37	37	37	37
1734:58	249	00	2097	---	145.55	10	10	10	10
1735:40	241	01	2022	---	0.0	21	21	21	21
1736:25	231	01	1992	---	0.0	43	43	43	43
1737:08	222	01	2010	---	-0.0	66	66	66	66
1738:06	213	00	2107	---	-0.0	66	66	66	66

Fig. 2 ▲

Fig. 1 ◀

Fig. 3 ▼

AMSAT AMS-81 TRACKING SYSTEM									
TRACKING FROM 10DEC88 162000									
>>G3IOR VIA MIR <<<									
UTC	AZ	EL	RANGE	PHS	DOPPLER	UT	UT	AZ	EL
1621:58	265	00	2047	---	145.55	13	13	13	13
1623:32	264	08	1390	---	0.3	43	43	43	43
1624:41	262	10	917	---	0.3	59	59	59	59
1625:19	259	20	659	---	0.1	73	73	73	73
1626:37	256	43	461	---	-0.0	66	66	66	66
1628:09	244	54	410	---	-0.1	30	30	30	30
1628:21	230	64	373	---	1.6	69	69	69	69
1628:33	200	72	353	---	0.0	51	51	51	51
1628:40	171	73	351	---	0.1	16	16	16	16
1628:47	146	70	357	---	-0.4	52	52	52	52
1628:57	126	63	375	---	-1.0	59	59	59	59
1629:06	116	55	404	---	-1.5	69	69	69	69
1629:18	108	47	453	---	-0.0	71	71	71	71
1629:30	104	39	513	---	-0.4	73	73	73	73
1629:48	100	31	617	---	-0.7	69	69	69	69
1629:15	97	22	733	---	-0.7	30	30	30	30
1629:06	95	15	1126	---	-0.0	69	69	69	69
1630:25	93	04	1671	---	-0.4	16	16	16	16
1631:21	92	00	2065	---	-0.4	52	52	52	52

to his MM 144/28MHz converter, thence to his Yaesu FRDX-400 tuning 28-30MHz. The beams have both azimuth and elevation control coming from his Spectrum autotrack running on the sop4 and ELIPRS computer programs.

Mode "S" on A-O-13 is said to be working extremely effectively, although it can only be well used when the spacecraft antennas are pointing directly at earth, currently between mean anomaly 195 and 209, e.g. for some 13 minutes, during which time the mode "J" uplink is commanded off. Doppler shift ignored, the passband uplink runs from 435.601 to 435.637MHz to give a downlink from 2400.711 to 2400.747MHz.

The first mode "S" beacon tests took place during the second week of September and more than a dozen stations, including DB2OS, DF5DP, DK2ZF, G2BFO, IN3HER, KORZ, ON6UG, VE4MA, WA3ETD and WB5LUA reported hearing the 2400.644MHz signal, varying from specific station reports to between 6 to 16dB over the noise. The transponder tests commenced at 2025UTC on September 17 and all findings were excellent. The first known QSO took place between KORZ and VE4MA. KORZ uses a 1m grid dish, converted from commercial 2.2GHz service, DK2ZF a 1.2m dish, whilst DF5DP employs only a 20dB gain Yagi for his downlink. JA4BLC uses a large dish and has uplink capabilities of up to 65kW e.i.r.p.!

The mode "L" tests that took place in an attempt to locate the nature and source of the high level of attenuation on September 9 found a consistent a.l.c. level of -8dB, and failed to support the earlier data that showed far greater levels when earth pointing. Spread Spectrum and/or radar transmissions from earth continue to be the main suspect, but these are not necessarily continuous, so further similar experiments are to be planned.

James Miller G3RUH has now pro-

**The next three deadlines are:
Dec 22, Jan 25 and Feb 27**

AERIAL TECHNIQUES

AUTOMATIC ANTENNA ROTATOR AR300XL



This rotator is ideal for DXing, Amateur and domestic use to turn your aerial for reception of alternative ITV regions. The system comprises of two major components, the automatic control console and the rotator head unit. The additional support bearing may be fitted if larger multiple aereals are to be erected. The attractively styled Control Console features continuous indication of beam heading, showing the aerials position at all times. The rotator support mast can be up to 2" in diameter, stub-rotation mast is 1 1/2" in diameter. The rotator uses 3 core cable.

We carry a large range of aerial equipment, together with filters, amplifiers, cables, masts and supporting hardware, all featured in our 22 page illustrated Catalogue at 75p, why not send for your copy today.

STOP PRESS Reconditioned Labgear Upconverters (Mains Powered) with built-in Pre-amp and Gain Control. Ideal for DXing. £25.00

£39.95 (Support Bearing £17) (inclusive of VAT & carriage)

11, KENT ROAD, PARKSTONE, POOLE, DORSET BH12 2EH
Tel: 0202 738232

LOSING DX?

ANTENNA TUNER, for outside or **INDOOR** antennas, end-fed LONG WIRES or dipoles, **BOOST DX** and reduce interference 100KHz-30MHz in 6 overlapping ranges, **IDEAL** for FRG7700 etc or 10W tx, **ALSO** connect voltmeter for free **WAVEMETER**, field strength meter, **only £31.30**, hear **WEAK DX**.

V.L.F.7 EXPLORE 10-150KHz, Receiver £28.20.

ANTENNA NOISE BRIDGE, use with your receiver to measure antenna RESONANCE 1-160MHz and RADIATION RESISTANCE 2-1000 ohms, find where it is 50 ohms - even outside the bands, **£27.90**, get **ANSWERS** and **MORE DX**.

Each fun-to-build kit (ready-made to order) includes all parts, case, pre-wound coils, pcbs are fibre glass, instructions, by-return postage etc. and list of other kits.

CAMBRIDGE KITS

45 (PN) Old School Lane, Milton, Cambridge.



SPECTRUM COMMUNICATIONS
MANUFACTURERS OF RADIO EQUIPMENT AND KITS

MULTIMODE CB CONVERSION KITS PHONE FOR DETAILS AND PRICES

CB TO 10 FM CONVERSION BOARDS, for rigs with LC7137 and TC9119 to give 29.31 to 29.70MHz. Built and aligned board SC29 **£18.50**. Or send your rig and we'll fit it **£31.50** inc P&P, **£35** inc P&P for base rigs. For rigs with MM55108 use SC29F board **£15**, or **£28** fitted.

FM CONVERSIONS FOR YAESU & KENWOOD, for rigs with AM **£71** boards or **£115** fitted, rigs without AM **£81** boards or **£125** fitted. Add **£16** for Valve only rigs. State rig type when ordering.

RECEIVE PREAMPS, 2, 4, 6, or 10 metres. RF switched and DC sensing. 100W power handling, gain panel adjustable 0-20dB, NF 1dB on 2m, 4m & 6m 3.5dB on 10m. 13.5V negative ground operation. Excellent performance at a reasonable price. Types RP2S, RP4S, RP6S, & RP10S. PCB kit **£14.75**, PCB built **£22.25**, Boxed kit **£25**, Built & tested **£35.50**.

TRANSVERTER, single board 1/2W out for 2m or 4m or 6m. 10m drive 25mW-500mW. Types TRC2-10, TRC4-10, or TRC6-10. PCB kit **£39**, PCB built **£54**, Boxed kit **£54**, Built & tested **£83.25**.

TRANSVERTER, receive converter and 2.5W transmit converter in single boxed unit. 10m drive 10-100mW unbuffered, types TRX4-10H & TRX6-10H. Boxed kit **£60**, Built & tested **£99.50**. Buffered types for use with 10m rigs giving -6dBm drive, TRX4-10B & TRX6-10B, Boxed kit **£68**, Built & tested **£115**. With interface unit for use with 2m drive 1/2W-5W types TRX4-10I & TRX6-10I. Boxed kit **£68**, Built & tested **£115**.

FREQUENCY MOD-DEMODO BOARD converts AM only synthesized rigs with 455 KHz IF to FM. Type FM455, PCB kit **£8.25**, PCB built **£12.25**.

NOISE SQUELCH, mutes rig when noise is too high. Allows reception of weak signals between noise bursts. PCB kit **£9.50**, PCB built **£14**.

TRANSMIT AMPLIFIERS, linear single stage, gain 10dB, 30W output, ideal for FT290, FT690, etc. RF switched and DC sensing. Types TA2S1, TA4S1, & TA6S1, PCB kit **£33**, PCB built **£40.25**, Boxed kit **£39**, Box built **£49.50**.

TRANSMIT AMPLIFIERS, linear two stage 1/2W in 20/30W out, unswitched, suitable for MEON. Types TA2U2, TA4U2, & TA6U2, PCB kit **£41.25**, PCB built **£52.50**, Boxed kit **£45**, Boxed built **£59.25**. Switched version for use with Spectrum transverter, types TA2S2, TA4S2, & TA6S2, PCB kit **£47**. PCB built **£60**, Boxed kit **£58.25**, Boxed built **£72.50**.

VAT & P&P INC PRICES
Delivery within 14 days if available
24 hr answering.

SHOP TIMES: 9am-1pm & 2pm-5pm TUES-FRI
9am-1pm & 2pm-4pm SAT
CLOSED SUNDAY & MONDAY



UNIT B6, MARABOUT INDUSTRIAL ESTATE,
DORCHESTER, DORSET. TEL: 0305 62250



THE Circuit WINTER '88-89 CATALOGUE IS OUT NOW!



and features many new products:

- Books - 12 Latest Titles
- Navico 2m Transceiver
- Miniature Mains Rocker Switches
- 8 Channel Logic Analyser
- Collet Knobs and Caps
- 2.4GHz Frequency Meter
- 10.7MHz Ceramic Filters
- Broadcast Band FM Tunersets
- RF Dip Meter
- IEC Mains Connectors
- Scanning Receivers - New Models
- 100MHz 3 Ch Oscilloscope
- RF and AF Signal Generators
- Pyropen - Cordless Gas Iron
- High Temp Elec Capacitors
- Miniature Analogue Multimeter

Plus discount vouchers, easy to enter competition and feature project. Available from your newsagent or directly from Circuit.

PRICE **£1.30**

Circuit



Circuit Distribution Ltd.

Park Lane, Broxbourne, Herts EN10 7NQ
Telephone (0992) 444111 Telex: 22478

duced a set of smoothed Keplerian elements for OSCAR-13. His set for OSCAR-10, produced over a year ago, are still those used in the G3IOR computer and continue to give good tracking. The use of the set following will save the time in putting in new data every few months.

Satellite:	OSCAR-13
Epoch Year:	1988 (88)
Epoch Day/Decimal Day:	258.28144
Inclination:	57.57°
Right Ascension of Asc.Node:	239.56°
Eccentricity:	0.6563
Argument of Perigee:	190.53°
Mean Anomaly:	0.0°
Mean Motion:	2.09699369 revs. per day
Decay rate or Drag:	0 rev/day/day
Epoch Rev. or Orbit No:	193
Semi-major Axis:	25783km

Also supplied is the attitude of the satellite brought about by precession for the next month, which may be put to good use by those with computers by utilising the "squint" programs to discover when the satellite is at its best beaming angle to earth.

Date	ALON	ALAT	Date	ALON	ALAT
06/12/88	210.3	-1.9	13/12/88	210.4	-2.5
20/12/88	210.5	-3.0	27/12/88	210.7	-3.5
03/01/89	210.8	-4.0	10/01/89	211.0	-4.5

Jim says that the next attitude change to 180° will commence from 2 January 1989. Until that time the satellite schedule is expected to remain the same as present, i.e., in Mode "B" from mean anomaly 3 to 150, in Mode "L" from MA 151 to 200, back to "B" from 201 to 240, and then off from MA 241 through perigee to MA 002. Mode "S" will appear at selected optimum earth pointing times (at which time the "J" mode normally on with "L" will be closed). The current period for this is from MA 195 to 199 for the Mode "S" beacon, and from MA 200 to 209 for the transponder, giving just 13 minutes of beacon and 27 minutes of pass-band operation each orbit.

Thankfully, no changes have been made to the schedule resulting from the "J" mode controversy, and this excellent 145-435MHz mode continues to give excellent results. AMSAT-DL have attempted to have meetings with DARC to properly discuss the matter, but these have yet to be agreed to.

The RUDAK experiments conducted over three weeks were unsuccessful and it is now switched off.

FO-12

The power problems of the JAMSAT/JARL satellite have escalated, with the result that Fuji-OSCAR-12 had to be put off completely from October 9 to November 15 to attempt to recondition the battery. It is hoped that the power malfunction experienced may be overcome and that a new schedule will prove viable. The JARL report that the schedule will be placed on the satellite's own Bulletin Board System as soon as it becomes available.

Meanwhile, preparations are now in hand for the launch of JAS-1B to be carried aloft with the MOS-1B marine observation satellite due for launch in early 1990. The orbit will be slightly elliptical, with a period of some 106 minutes, far lower than the current Fuji. The JARL News bulletin states, "Based on the experience gained from FO-12, the JARL will attempt to improve the power budget and antenna characteristics of JAS-1B".

UoSATS

UoSAT-1, alias OSCAR-9, was seven years old on October 6 and is still going strong. It continues to work alongside the Solar Mesosphere Explorer, supporting daily experiments in the increasing solar flux period, in addition to its normal services. It started life at launch at an altitude of 556km, but has now dropped to 463km, and is expected to re-enter earth's atmosphere to burn out in early 1991 as atmospheric expansion and hence the drag escalates.

UoSAT-2, OSCAR-11, is involved in a valuable scientific research programme detecting single event upsets, or SEU for short. The TDRS satellites are experiencing such upsets twice daily, brought about by a charged particle from the solar wind or cosmic radiation that cause a loss of memory due to damaging ionising of the chips holding vital information. Minute electrical charges so developed can cause a potential disaster to missions relying on data integrity. OSCAR-10 showed many such events, its internal housekeeping unit n.m.o.s. RAM eventually succumbing completely as a loss of "hard" memory. SEUs give a "soft" failure that can be overcome by re-writing the data to the affected cell. OSCAR-11 has an on-going program that loads a test pattern that can be examined on later down loading at 4800 baud at 435.025MHz to find any changes that have developed due to the impact of the SEUs.

RS-10/11

The rapid escalation of solar flux has led to considerable changes in the propagation and problems of the Radio Sport satellites 29MHz downlink signal. Where a few months ago, the 29MHz downlink was often the only signal source to be heard on the band, it is now competing with vast numbers of terrestrial f.m. users, many of whom are very wide and far stronger. Despite wide publicity of the frequency coverage of the downlink, beacon and ROBOT, it appears little heeded by the many, particularly "G" stations, who have converted 27MHz CB transceivers and tend to think in terms of channel numbers.

For those that use the top 300kHz of the 28MHz band, and for those satellite users who may wish to pass this on to those who are unwittingly creating the problems, the "channels" to avoid when RS-11 is active are 11 to 15 inclusive, e.g., 29.410 to 29.450MHz, so as to avoid the beacon on 29.407MHz through the 29.410 to 29.450MHz passband to the ROBOT on 29.453MHz.

When RS-10 is on, then channels 6 to 10 need to be kept clear. When RS-12 comes on in 1989, we shall need to have channels 11 to 15 clear and for RS-13 channels 16 to 20 inclusive, which will still leave plenty of space for f.m.

The problem is that whilst strong wide band f.m. can wipe out the satellite downlink, c.w. and s.s.b. from the satellite are barely noticeable on the average f.m. receiver, so it will probably be necessary for satellite users to also go onto f.m. to advise those who are not aware of the band-plans.

A further effect of the heightening sunspot number means that in daylight passes, considerable attenuation is being given to the h.f. satellite downlink signals that have to pass through the now densely ionised F2 layer, thus giving even greater susceptibility to QRM. An advantage is

that the scattered downlink signal can invariably be heard (though often multipath and auroral in quality) well below the horizon and frequently when the satellite is over the antipodal point, e.g. New Zealand in the case of the UK. Naturally (despite the many calling the sub-horizon DX heard "blind"), the uplinked 145MHz signal would require a sunspot number at least in the 400's to manifest the same super-sub-horizon access! It is, however, when the 29MHz downlink is audible, possible to access the satellite by the 21MHz uplink and some very long-distance QSOs are possible. The first ZL:G satellite contact confirmation is awaited.

QRP Tests

A series of QRP tests are now underway to determine and prove the effectiveness of low power in accessing the USSR RS-10 and 11 satellites. Ron Mikkenie PE1ISP, of Burg. Loysenstraat 51, 6373 BP Landgraaf, The Netherlands, will be conducting a series of test transmissions on those passes that are close to overhead over western Europe during the weekends from November 1988 until the end of February 1989. These passes are all of those that have a descending equatorial crossing between 140 and 175 degrees and an ascending EQX from 340 through 360 15 degrees west.

Ron writes, "Since the launch of RS-10/11 in June 1987, many amateurs have found their way to satellite communications, one reason being that this satellite combination is very easy to use. Only small equipment is needed to have access to the satellite's transponders—the tests will show just what is possible with low power on the uplink . . .".

At acquisition of signal the full recommended power of 100 watts e.i.r.p., i.e. 10W of r.f. to a 4-element Yagi will be used, reducing as the satellite becomes nearer down to 10 milliwatts at the time of closest approach. As the pass progresses, the power in use will be transmitted, followed by a two letter code, e.g. "One watt Romeo Sierra" in a random combination that changes approximately every 15 seconds. All transmissions will be recorded in Ron's log, so that reports can be verified.

The mode is to be u.s.b., and the frequency set is 29.445MHz for RS-11 and 29.395MHz should RS-10 come into use, these frequencies within ± 3 kHz to allow for differential Doppler shift and any QRM present.

It is requested that all stations listen to the frequency and refrain from calling and transmitting on the test transmissions during the specified pass times of the satellite(s). Reports should be sent to Ron at the address given, and should include the date, time in UTC, frequency, the satellite in use, maximum and minimum signal strength received, the letter codes received, plus the receiving station's antenna, pre-amplifier, receiver and QTH locator. All reports will be replied to, and when collected and analysed will be used to produce a ground station recommendation.

Microsats

The frequencies to be used for some of the small satellites to be launched soon are now known. Microsat A, the American PACKSAT, will use 145.900, .920, .940 and .960MHz as an uplink and use

437.050MHz for its downlink. The AM-SAT-Brazil DOVE will have a downlink from 145.970 to .775MHz. The Weber State University Microsat C will use a downlink (only) of 437.1MHz, and the Argentinian D microsat will use 145.840,

.860, .880 and .900MHz for its uplink, with a single downlink on 437.150MHz. Space is getting short, and now the problem comes in finding a slot for the new UoSAT pair!

Due to the high level of items of topical

interest, we have had to postpone our list of Keplerian elements to next month. The set for the four new weather satellites NOAA-11, OKEAN-1, METEOR 3/2 and FENG-YUN-1 are in *Short Wave Magazine* with some pass times also.

Propagation

Reports to Ron Ham
Faraday, Greyfriars, Storrington, West Sussex R20 4HE.

This month I'll begin with an example showing the importance of monitoring solar noise. At 0745 on 22 August 1976, I was beacon checking when a strong burst of solar noise spread across 28MHz. I spent the rest of the day on exercise with 2464 (Storrington) Squadron, Air Training Corps and, as squadron signals instructor, I had a v.h.f. radio-telephone (Pye Cambridge) in my car. Communications between vehicles on the South Downs and back to HQ were satisfactory. However, at 1158 I was unable to hear the reply to my call because the incoming signal was completely overpowered by very high background noise. It was a good 10 minutes before our channel cleared and, although I only had the Pye vertical rod antenna on my car, this sound was familiar. Remembering that burst at 0745, I soon realised that it was coming from the sun.

My first thought on arriving home was to check the midday solar recordings. There, on the chart, was this massive burst which lasted for 16 minutes at 95 and 136MHz. A colleague told me later that he heard it for about 30 minutes on 28MHz, proving that on this day the solar radio noise was very strong and spreading over a wide chunk of the spectrum.

Apart from a few insignificant bursts, I found the sun quiet at these frequencies from May 2 to July 31 when a noise storm began and lasted until August 10. This was followed by a variety of individual bursts on days 13, 15, 18, 19, 22 and 31.

Although my log shows a low level of activity in 1975, Fig. 1, I recorded continuous noise storms on Jan 5 and 13/14, Feb 8/9, Mar 17-19, May 2 and 5, July 1, 21 and 27/28, Aug 1-8 and 11/12 and Nov 14-22. The August storm was severe on days 6 and 7 at 95 and 136MHz and bursts were heard at 50MHz on the 8th. I entered the word "severe" in my daily log during the November storm from the 17th to 22nd because the recording pens on both frequencies were hitting the upper stops. In addition, some of the bursts within the storm were heard at 28MHz on days 18 and 20.

Auroral reflected signals were reported on the 17th and 22nd and the BBC's World Service announced that ionospheric disturbances were affecting signals on their north Atlantic route on days 23 and 24. The rise in solar activity over the next 5 years began in 1976 and, apart from the August event already mentioned, noise storms occurred in Jan, Mar, Sept, Oct, Nov and Dec.

Noise storms in 1977 occurred in Jan, Feb, Mar, Apr, June, Sept, Oct, Nov and Dec. During the September event, auroral openings were reported on days 13, 19, 22, 24 and 25, plus an ionospheric disturbance on the 24th.

1978 proved to be a memorable year for **Cmdr Henry Hatfield** and me, because during a major noise storm on February 11 we both recorded a massive burst of radio noise, Fig. 2. Henry, using his spectrohelioscope, actually saw and photographed the event taking place on the sun's surface. The sun was very active

during the month, in fact, I recorded radio waves, mainly noise storms, daily from the 2nd to the 26th with severe storm conditions on days 3 and 9 to 12 inclusive. February's weather is not always good for visual observations, but a clear spell on the 5th enabled Henry to count 27 sunspots. Unfortunately, rain and snow prevented further observation until the 11th, so we had no idea what was causing the solar storm which had been raging since the 7th. Our luck and the weather changed on the 11th. It was a bright, frosty and sunny day and Henry, with his spectrohelioscope, found that two large ugly-looking spots and an active area between them was responsible for all the radio noise that we were recording. Now for the lucky bit, at 1420, Henry decided to photograph these two spots while the sky was still clear, then, at 1425, a massive explosion occurred and manifested, for at least 5 minutes, well above the level of the prevailing noise storm which is clearly seen on my recording, prior to the big burst, in Fig. 2. What an opportunity this was! Henry, not only recorded the radio noise from this massive burst at 136MHz, he witnessed and photographed the explosion actually

taking place at the left of the upper of the two "troublesome" sunspots, Fig. 3. Soon after, the land line between Sevenoaks and Storrington was buzzing with excitement as two solar radio astronomers compared notes. This storm finally died out on the 19th.

More "sunshine" next month, but for now it's back to the happenings in 1988.

Solar

From his observatory in Bristol, **Ted Waring** reports seeing 39 (Sept 3), 12 (11th), 16 (18th), 17 (29th), 18 (Oct 10) and 35 (23rd) sunspots in his log.

As usual, thanks to **Patrick Moore** (Selsey) for the impressive sunspot drawings he made at 1615 on Aug 31 and around 1000 on Sept 3, Oct 2 and 7, Figs 4-7.

During his morning observations, Henry Hatfield observed, among the sunspots, 19 filaments and 8 prominences on Sept 23; 18f and 8p on the 29th; 18f and 5p on Oct 1; 20f, 9p, many spicules and a remarkable active prominence on the east limb on the 6th and 15f and 7p on the 10th. Henry's 136MHz radio telescope

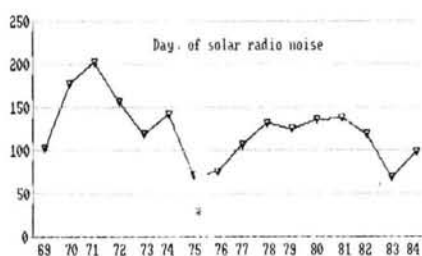


Fig. 1 ▲

Fig. 2 ▼

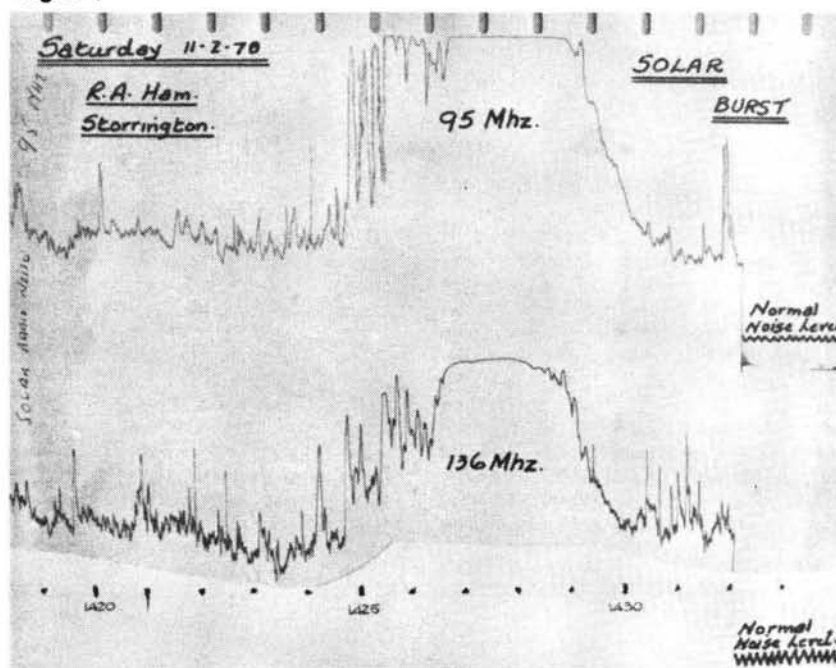


Fig. 3 ►






Fig. 4




Fig. 5




Fig. 6




Fig. 7

recorded individual bursts of solar noise on Sept 22, 23, Oct 6, 10 and 11 and varying periods of noise storms on September 15, 21, 22, 26, 27, October 1, 3, 6, 7, 10 and 13.

"A long duration (185 minute) flare was detected on the 23rd and was accompanied by radio emissions, loops and an eruptive prominence (similar to the types so often seen in astronomy text books) on the north-eastern limb. This highly active region was especially interesting as it was associated with a spotless active area. A second largish flare was noted on the 26th and showed no sign of being out of the ordinary," wrote Jim Knight in his September report for *Canopus*, the monthly newsletter of the Astronomical Society of Southern Africa (ASSA).

"The monthly mean for September was 152 solar flux units, slightly down on August," wrote Neil Clarke GOCAS (Ferrybridge). The daily variations can be seen in Neil's computer print-out, Fig. 8.

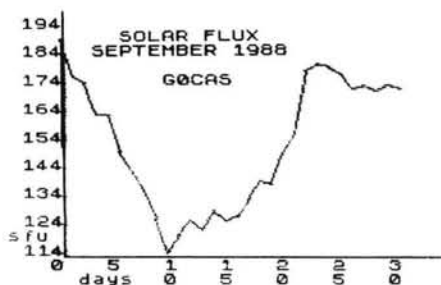


Fig. 8

Magnetic

Jim Knight reports that a period of minor to major magnetic storms was recorded around the world in middle and northern latitudes following the flare detected on the 23rd.

The magnetometer used by Karl Lewis (Saltash) indicated storm conditions on the 22nd and very unsettled on days 25, 30 and 31. For September, Karl reports very unsettled to storm conditions on days 11, 12, 17 and 18. Doug Smillie (Wishaw) logged "unsettled periods" on September 4, 8, 11, 12, 16, 20 and 21.

Neil Clarke says that September was mainly unsettled to disturbed with no quiet days when the Ap index was below 10. Stormy periods were recorded on days 1 (index 39), 11 (65), 12 (36) and 18 (51).

Aurora

"Tom McEwan (Kilbirnie) reported an active aurora with glows, rays, active rayed arcs, quiet bands and further rays between 0227 and 0314UTC" (August 21/22), wrote Ron Livesey in his Auroral Section report for August to the British Astronomical Association. Ron detected this activity with a jam-jar magnetometer in Edinburgh, measuring a gross change in magnetic field alignment of 0.75 degrees between 1640 and 2110UTC. Ron received reports of radio aurora from two sources on September 11 and visual aurora from observers on the ocean weather ship *Cumulus* and in Iceland, north Scotland and Stavanger for overnight periods on Aug 31, Sept 10, 11, 12, 17, 18, 19, 21 and 24. These events carried such descriptions as "active storm", "active rayed arc", "glow", "rayed arc" and "rays, arcs and glows".

The 28MHz Band

"An incredible evening," remarked John Levesley G0HJL (Bransgore) for Sept 8, when he heard signals from the Middle East, the USSR, most of the Gulf of Mexico states and from Texas to Tennessee and the Carolinas. Between October 1 and 16, he logged about 70 stations from Australia, countries in Europe, both American continents with many call areas in the USA, the Middle East, Scandinavia, South Africa and the USSR.

"Conditions generally quite good," wrote Greg Lovelock G3III from Shipston-on-Stour. Between Aug 26 and Sept 23, Greg heard the South American beacons LU1UG and PY2AMI on 13 and 18 days respectively, plus a fair bit of DX. In addition he worked stations in Australia, Hong Kong and Japan on the key.

Margaret Brownlow G4LCU found band conditions very good on September 25 when she was operating the amateur station, GB2CPM, at The Chalk Pits Museum. Between 1100 and 1200 she was called by and worked 7 Japanese stations and when these faded out, around 1200,

an Australian from Perth contacted her at good strength. During the afternoon, Margaret exchanged words with stations in Turkey, USA and the USSR.

While beacon checking on the 25th, Don Hodgkinson G0EZL (Hanworth) tuned to 28.386MHz and heard Margaret, "busily working Japanese stations." Also on this day Ken Lander (Harlow), copied the signals "KJ4X/BCN EM 84 SC" and "TEST WB4JHS/B QSL BX13167 RTP NC 27709" on 28MHz and reports that 28MHz conditions deteriorated on October 10. I should think they did, Ken; take a look at that day in Fig. 9. "What happened?" asked Fred Pallant G3RNM (Storrington), referring to the 10th, "the only beacons up until 1200 were ZS6PW and Z21ANB—very weak. Also heard a VK1 working a ZL at 0830—again very weak and rather distorted—no copy on the ZL—but the VK mentioned 'Aurora'." Fred also had a QSO wiped out by a high level of noise at 0815 on the 7th.

At 1020 on October 15, Mark Appleby G4XII heard BY1QH and a rather large pile-up waiting to contact him.

The DX worked by Greg Lovelock G3III (Shipston-on-Stour) during the month prior to October 24 covered all Continents, including JA, VK6, ZL and "umpteen" Ws.

Propagation Beacons

First, thanks to Mark Appleby, Chris van den Berg (The Hague), John Coulter (Winchester), Henry Hatfield, Don Hodgkinson, Ken Lander, John Levesley, Greg Lovelock, Ted Owen (Maldon), Fred Pallant and Ted Waring, for their 28MHz beacon logs. These enabled me to show the world-wide reception of the large number of beacon signals that were copied between September 26 and October 24, Fig. 9.

During the same period last year, Ted Owen had 98 entries in his log, but this time the score is 196. "I don't remember ever having such a variety of N. American beacons coming in," said Ted Waring.

Mark Appleby, with his Racal RA17 receiver and Zepp antenna, has logged ZS6PW almost daily for the past 4 months and he frequently hears the Australian Bicentenary beacon, AX2RSY, on 28.260MHz. At 2200 on October 14, Mark heard the following, "WA4DJS/BCN FORT LAUDERDALE FLORIDA 50 WATTS ANTENNA 5/8 GROUND PLANE".

Among the first-timers for Don Hodgkinson this period are AL7GQ/B, Jackson, Mississippi; KC4DPC/BCN (28.211MHz), running 15 watts into a 3-element Yagi, some 14m a.g.l. and bearing 095° from Winnabow, North Carolina; VE1MUF/B

ICOM

Count on us!

ICOM IN ABERDEEN

SERVICING THE NORTH AND EAST OF SCOTLAND

Third Eye Systems in Aberdeen are pleased to announce their Amateur Sales Division with the award of the Icom Amateur Radio Dealership.

CHRISTMAS SPECIALS

FREE WIDEBAND DISCONE ANTENNA (25-1300MHz) with every ICOM R7000 UHF General Coverage Receiver.

FREE CARRYING CASE or SPEAKER MICROPHONE with every ICOM VHF and UHF Handheld Radio.

FREE COMPRESSOR/GRAPHIC EQUALIZER DESK MICROPHONE and BASE STATION SPEAKER with every ICOM IC-781 HF Transceiver.

Phone us today for more information on these and other special offers available.

Third Eye Systems, Amateur Sales Division is run by Brian. GM4VHU.

If you want to have a chat about your station and the wide range of equipment we have available. Please phone Brian and he will be glad to hear from you.

Third Eye Systems. Amateur Sales Division. Brian Meldrum GM4VHU.
Seaforth Centre, 2 Waterloo Quay, Aberdeen AB2 1BS.
Telephone: 0224 575322 Outside office hours: 0358 21572

SHORT WAVE MAGAZINE DECEMBER ISSUE OUT NOW FOR THE RADIO LISTENER

WIN 108 AIRBAND RECEIVER REVIEWED

*Looking for a hand-held airband scanner.
This could be just what you've been waiting for.*

3-BAND SSB RECEIVER PART 5

SPECIAL BOOK OFFER

*Buy the 7th Edition Guide To Utility Stations by Klingenfuss
and save pounds !*

REGULAR FEATURES

*The ever popular SEEN & HEARD, AIRBAND and BANDSCAN
continue to keep you informed.*



(28.281MHz) using 1 watt from Keswick Ridge, New Brunswick; VE6YF/B (28.191MHz), Edmonton, Alberta; WB9VMY/B, Calumet, Oklahoma and from New Zealand, ZL2MHF (28.230MHz). Referring to the latter, Don said, "I was staggered to learn from the message that output is now only 1 watt e.i.r.p., but the beacon is on top of a 867m high mountain."

John Coulter heard "BEACON TEN WATTS" from OKOEG (28.282MHz) at 0959 on October 21.

Tropospheric

The slightly rounded atmospheric pressure readings for noon and midnight for the month prior to October 25 were taken from the barograph installed at my home in Sussex, Fig. 10. DX signals were received in the broadcast Bands II (88–108MHz) and III (175–230MHz) during the periods Sept 26–30 and Oct 1–5 and 14–18.

934MHz

"Favourable conditions were enjoyed during the late evenings through to the early hours of September 7 and 7/8," wrote Terry Wyatt UK-845 (Walton on Thames). Terry heard stations from the Channel Isles and Essex and made contacts with GB-563 in Birmingham (169km), CB-02 in Cornwall (370km), EM-43 in Nottinghamshire (209km) and GC-36, RP-95 and SB-344 in Staffordshire (193km).

The UK 934MHz Club contest was held on October 16 when the pressure was high and conditions favourable for u.h.f. communications. Among the contacts that Terry made at distances between 100 and 300km were with stations in Cambridge, Felixstowe, Kettering, Marksfield, Northampton, Peterborough and, his best, Sheffield.

John Levesley received signals from Guernsey on October 8 and 12, worked into Southampton over a very difficult path on the 9th and also found conditions good for the contest on the 16th. During the event, John operated from the New Forest and made contacts ranging from the south coast to south Lancashire.

	September 88														October 88														
Beacon	26	27	28	29	30	1	2	3	4	5	6	7	8	9	10	11	12	13	14	15	16	17	18	19	20	21	22	23	24
HL7GQ	X								X	X	X	X	X	X		X	X	X	X	X	X	X	X	X	X	X	X	X	
AX2RSY	X	X	X	X	X	X			X	X	X	X	X	X			X	X	X	X	X	X	X		X	X	X	X	
QF0AAB	X	X	X	X	X	X	X	X	X	X	X	X	X	X			X	X	X	X	X	X	X	X	X	X	X	X	
OL01GI	X	X	X	X	X	X	X	X	X	X	X	X	X	X		X	X	X	X	X	X	X	X	X	X	X	X	X	
EA6RCM															X	X	X		X	X	X	X	X		X	X	X	X	
LY4M				X	X	X	X	X	X	X	X	X	X	X			X	X	X	X	X	X	X	X		X	X	X	
KR4UPJ	X	X	X	X	X	X	X	X	X	X	X	X	X	X		X	X	X	X	X	X	X		X	X	X	X	X	
KC4DPG																										X			
KD4EC	X	X	X	X	X	X	X	X	X	X	X	X	X	X		X	X	X	X	X	X	X	X	X	X	X	X	X	
KF4MS				X	X	X					X	X	X	X			X	X	X	X	X	X	X	X	X	X	X	X	
KJ4X	X	X	X	X	X					X	X	X	X	X		X	X	X	X										
LA5TEN			X		X		X	X	X	X		X	X	X			X	X	X	X	X	X	X	X	X	X	X	X	
LU1VG	X	X	X	X	X	X	X	X	X	X	X	X	X	X		X	X	X	X	X	X	X	X	X	X	X	X	X	
N2ECB									X																	X			
OH2TEN	X	X	X	X	X	X	X	X	X	X	X	X	X	X		X	X	X	X	X	X	X	X	X	X	X	X	X	
OKOEG																										X			
PY2AMJ	X	X	X	X	X	X	X	X	X	X	X	X	X	X		X	X	X	X	X	X	X	X	X	X	X	X	X	
VE1MVF	X	X	X	X	X	X	X	X				X	X	X			X	X	X	X	X	X	X	X	X	X	X	X	
VE2HOT	X	X	X	X	X	X	X	X				X	X	X		X	X	X	X	X	X	X	X	X	X	X	X	X	
VE3TEN	X	X	X	X	X	X	X	X	X	X	X	X	X	X		X	X	X	X	X	X	X	X		X	X	X	X	
VE6YF	X	X	X			X	X																						
VK4RTL	X	X				X	X	X	X	X		X					X	X					X	X		X			
VK5WJ	X	X	X	X		X	X	X	X					X			X		X	X	X		X		X	X	X	X	
VK6RWA	X	X	X	X		X	X	X	X													X	X		X	X		X	
VK6RTW	X			X																									
VP8ADE	X	X	X	X	X	X	X	X	X	X	X	X	X	X		X	X	X	X	X	X	X	X		X	X	X	X	
VP9BA	X	X	X						X		X	X	X	X		X	X	X	X	X	X	X	X	X	X	X	X	X	
W3VD	X	X	X	X	X	X	X	X	X	X	X	X	X	X		X	X	X	X	X	X								
W8FKL	X	X			X	X	X	X	X	X	X	X	X	X		X	X	X	X	X	X	X	X	X	X	X	X	X	
W9UXO	X	X	X	X	X	X	X	X	X	X	X	X	X	X		X	X	X	X	X	X	X	X	X	X	X	X	X	
WA4DJS	X	X	X	X	X	X	X	X	X	X	X	X	X	X		X	X	X	X	X	X	X	X	X	X	X	X	X	
WB4JHS	X													X										X	X	X	X		
WB9VMY	X	X	X														X												
WC8E	X	X	X	X	X	X	X	X	X	X	X	X	X	X		X	X	X	X	X	X	X	X	X	X	X	X	X	
Z06HF																						X	X	X	X	X	X	X	
ZL2MHF						X	X	X	X	X	X	X	X	X											X	X	X	X	
ZS1LA	X	X	X	X	X	X	X	X	X	X	X	X	X	X			X	X	X	X	X	X	X	X	X	X	X	X	
ZS5VHF	X	X	X	X	X	X	X	X	X	X	X	X	X	X		X	X	X	X	X	X	X	X	X	X	X	X	X	
ZS6PW	X	X	X	X	X	X	X	X	X	X	X	X	X	X		X	X	X	X	X	X	X	X	X	X	X	X	X	
ZZ1ANB	X	X	X	X	X	X	X	X	X	X	X	X	X	X		X	X	X	X	X	X	X	X	X	X	X	X	X	
SB4CY	X	X	X	X	X	X	X	X	X	X	X	X	X	X		X	X	X	X	X	X	X	X	X	X	X	X	X	

Fig. 9

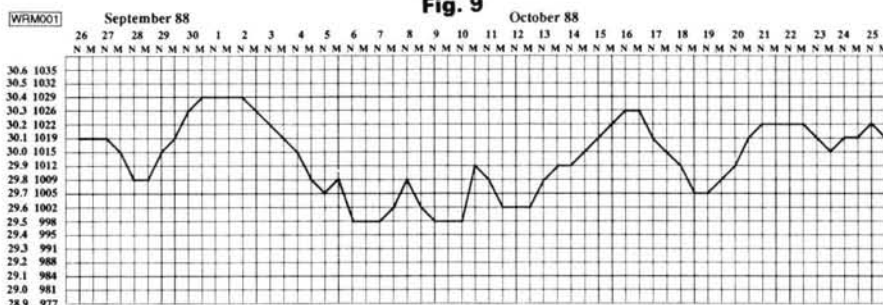


Fig. 10

The next three deadlines are: Dec 22, Jan 25 and Feb 27

Broadcast Round-up

Peter Shore

We are now at the end of that strange "in-between" time with one set of frequency changes at the end of September out of the way, but just before the early November ones. This really can be somewhat frustrating for the listener, as Moscow makes major changes again, and can upset the apple cart for other stations who have chosen frequencies to run through from September until March. However, we'll try and update you fully in next month's column, and correct any changes which are not reflected here.

On the general news front comes information that Radio Denmark may soon have a relay agreement with Radio Norway. Regular readers will recall that in these pages earlier this year, it was predicted that Norway's transmissions might before too long change to a half-hour format, doing away with that wasteful fifteen

minutes between programmes, and it seems that this would tie in rather well with the new relay plans. However, it is up to the Danish government to come up with funding for this arrangement but it is expected that a decision will be made by the Spring.

BBC 648 has been suffering from interference in central Europe—it would seem that Albania has started using a transmitter on this channel. As with most of Tirana's transmitters, it is not exactly calibrated, so an annoying heterodyne can sometimes be heard. The service being broadcast has not yet been identified, but treating the medium wave band in such a cavalier manner does not bode well...

Here in the UK the BBC will have a new radio service starting in January 1990. BBC Radio Five will be a composite service of education and sport, with World Ser-

vice in English as fill-in. The new station will use the frequencies of 693 and 909kHz, currently occupied by Radio Two, which will move entirely to v.h.f. f.m.

Europe

All times UTC (=GMT)

The BBC has started using 25.750MHz for World Service in English from 1100 and this gives excellent reception through to Australia.

Radio France International is also using 25.820MHz during the morning period from 0900 for French.

English from Greece has moved to 1.530MHz, with a new Swedish 'cast heard at 1.540MHz. Frequencies used are 17.565, 15.63 and 11.645MHz. At 2335, English can be heard on 9.395 and 7.43MHz.

Practical Wireless, January 1989

COMMUNICATION CENTRE OF THE NORTH

The largest range of communications equipment available in the North.
Full range of receivers, transceivers, antennas, power supplies, meters.
Ali tubing - wall brackets - rotators - insulators.

ANTENNA RANGE

FULL RANGE OF KENWOOD EQUIPMENT AND ACCESSORIES STOCKED

BUTTERNUT

HF2V 40-80m vertical	£142.00
20 MRK 20m add on kit	£33.49
HF6VX 6 band vertical	£159.00
TBR160S 160m Add on kit	£53.99
HF4B Triband Mini Beam	£235.00

CUSHCRAFT

A3 3 element Tribander	£262.00
A4 4 element Tribander	£350.00
10-3C2 3 element 10m	£115.00
15-3C2 3 element 15m	£139.75
20-3C2 3 element 20m	£238.00
AP8 8 band 25ft vertical	£164.00
AV5 5 band 25ft vertical	£123.00
18 element 2m Boomer	£106.00
15 element 2m Boomer	£85.00

ANTENNA TUNERS

Kenwood AT230	£208.00
CAPCO SPC 3000	£225.00
CAPCO SPC 3000D	£325.00
MFJ 962B 1.5k Tuner	£241.00
MFJ 949C 300W Versatuner	£157.00
MFJ 941D watt Basic	£105.00
MFJ 1601 Random Wire Tuner	£42.02
Kenwood AT250 Automatic	£366.00

G5RV full size £16.50, half size £14.50 Full range of Antenna - Accessories plus full range of VHF - UHF - HF mobile Antennas. Alpha HF Linears now available.

Full range of RSGB and ARRL publications in stock.
Part Exchanges welcome. Second hand lists daily.
Send S.A.E. for details of any equipment.

HP terms. Access/Barclaycard facilities.

Open 6 days a week. 24 Hour Mail Order Service.

Goods normally despatched by return of post.

KLM ANTENNA RANGE NOW AVAILABLE

HYGAIN

TH2 MK3 2 ele Tribander	£249.00
18 AVT 5 band trapped vertical	£146.00

Phone 0942-676790.

STEPHENS JAMES LTD.

47 WARRINGTON ROAD,
LEIGH, LANCs. WN7 3EA.

QRP KITS AT QRP PRICES!

A 3-BAND RECEIVER KIT FOR £63!

- ★ Complete in every detail!
- ★ 80-40-20m Bands!
- ★ Direct Conversion!
- ★ Fully Detailed Manual!



Other Super Kits include:

DTR3 TRANSCEIVER, ATU's, AUDIO FILTER etc etc... all 'well styled' and complete!

For full details of the 'CARLTON' and the rest of our range, send a SAE to:

**LAKE ELECTRONICS, 7 MIDDLETON CLOSE,
NUTHALL, NOTTINGHAM NG16 1BX.**

Or ring Alan G4DVW on (0602) 382509 (callers by appointment only).

Books for radio amateurs

FDK

ELLIOTT ELECTRONICS

for the Radio Enthusiast

MICROWAVE MODULES

INSTANT HP AVAILABLE

QSY OLD MAN TO

AERIAL ACCESSORIES AND MASTS

JAYBEAM AMATEUR ANTENNAS

RIGS, ANTENNAS, SWR BRIDGES, POWER SUPPLIES, TEST GEAR, COMPONENTS, MORSE KEYS, COAXIAL CABLES, ROTATORS, MICS, PLUGS AND SOCKETS, SWITCHES

Call us on (0533) 553293

OR COME AND LOOK AROUND AT
26/28 Braunstone Gate, Leicester

PLEASE MENTION PRACTICAL WIRELESS WHEN REPLYING TO ADVERTISEMENTS



TONNA F9FT THE VHF/UHF ANTENNA SPECIALIST

50MHz		435MHz	
2050S 5 element	£41.69(a)	20909N 9 element	£28.62(a)
144MHz		20919N 19 element	£34.35(a)
20804N 4 element	£27.60(a)	20438 19 element crossed	£39.66(a)
20808N 4 element crossed	£34.96(a)	20921N 21 element 432MHz	£44.57(a)
20809N 9 element fixed	£30.87(a)	20922N 21 element ATV	£44.57(a)
20089N 9 element portable	£33.12(a)	1296MHz	
20818N 9 element crossed	£57.86(a)	20623 23 element	£30.36(b)
20813N 13 element portable	£46.00(a)	20696 4 x 23 element - power splitter - stacking frame	£160.00(a)
20817N 17 element	£61.54(a)	20655 55 element	£46.20(a)
144/435MHz		20666 4 x 55 element - power splitter - stacking frame	£230.00(a)
20899N 9 & 19 element Oscar	£57.86(a)		

All prices include VAT. Please add carriage (a) £5.00. (b) £2.20.
ACCESS or VISA cardholders telephone your order - immediate despatch.
Callers welcome but by telephone appointment only please.

SEND 50p FOR OUR CATALOGUE WHICH CONTAINS FULL SPECIFICATION OF ALL OUR ANTENNAS, POWER SPLITTERS, STACKING FRAMES, COAXIAL CABLES ETC.

SOLE UK DISTRIBUTOR
RANDAM ELECTRONICS (P)

12 Conduit Road, Abingdon,
Oxon. OX14 1DB.
Tel: (0235) 23080 (24 hours)

South Midlands Communications

SMC
The Communicators

CHRISTMAS CLEAROUTS UNTIL 31st DECEMBER

ASCOT PROFESSIONAL 2M MOBILE ANTENNAS

5/8 Swivel Base c/w Whip ref 057/530	normally £10.50 Now £6.50
5/8 Spring Base c/w Whip ref 057/341	normally £13.42 Now £8.50
4.5m Cable Assembly for above ref 085	£5.62
Magnetic Mount for above ref 092 c/w 4.5m cable	£14.90

Carriage £2.90 per combination

PATCH LEADS

PL42PL	PL259 to PL259 RG58 42cm	was £2.20 Now £1.10
PL57PL	PL259 to PL259 RG58 57cm	was £2.30 Now £1.40
PL87PL	PL259 to PL259 RG58 857cm	was £2.50 Now £1.60

MEC 3	4 pin Mic Extension Lead 3ft	was £3.65 Now £2.75
MEC 6	4 pin Mic Extension Lead 6ft	was £4.25 Now £2.99
MEC 12	4 pin Mic Extension Lead 12ft	was £4.75 Now £2.99

Postage 75p up to max 5, over 5 £1.50

ODDS & ENDS

SMCL2B	5W Peak (Bulb)	was £1.50 Now 75p
DL30	30W Dummy Load PL259	was £5.75 Now £4.99
FS20D	SWR/PWR Meter 3.5-150MHz	was £43.65 Now £39.00*
FS20DL	SWR/PWR Meter 3.1-150MHz	was £43.65 Now £39.00*
FS300MH	SWR/PWR Meter 1.8-60MHz	was £53.50 Now £49.00*
HSMX1	Boom Microphone	was £42.49 Now £39.00*
HRM8B	Headset Mic c/w Preamp	was £29.95 Now £19.00*
586	Magnetic Mic Clip	was £65p Now 45p
AN3	3 Way Coax Switch	was £5.00 Now £2.99
SP4	Speech Processor c/w PSU	was £69.00 Now £29.00*
88F	2m 8/8 Wave Mobile Fold Over	was £24.10 Now £19.00*
78B	2m 7/8 Wave Ball Adjust Base	was £18.64 Now £15.00*
GP23	2m 2 x 5/8 Base Antenna	was £64.24 Now £45.00*

*Carriage on these items £2.75. All others 75p
Prices and availability subject to change without prior notice

SOUTH MIDLANDS COMMUNICATIONS LIMITED

S M HOUSE, SCHOOL CLOSE, CHANDLERS FORD INDUSTRIAL ESTATE, EASTLEIGH, HANTS

TEL: (0703) 255111 TLX: 477351 SMCMM G. FAX: (0703) 263507

Turkey is now using 15.05, 11.96 and, new, 9.445MHz from 1100, with the new frequency running until a frequency change at 1700 when 11.775 and 9.46MHz come on the air.

Radio Yugoslavia has English at 1930 on 9.66, 9.62 and 5.98MHz and at 2200 on 9.66, 9.62, 7.13 and 5.98MHz.

Radio Flash, a local radio station in Paris which has broadcast illegally since summer 1987 has been closed down because of alleged interference caused to air navigation services.

Radio Fax, the media orientated station broadcasting from the Republic of Ireland on 6.205MHz during the day, and 1.611MHz at night, has announced it is to close at the end of December. It is presumed that it will apply for one of the Republic's new community radio franchises during 1989. The Soviet regional station in Tashkent has moved from 5.925 to 5.995MHz. This carries regional programming and relays of central programming from Moscow.

Africa and the Middle East

Radio RSA's Danish service on Wednesdays at 1745 is now using 21.535MHz, and the 1800 English service uses 17.795 and 15.365MHz.

Information suggests that Liberia may be back on short wave. The h.f. facilities have been in a state of disrepair for more than a year, but now are reported back on the air. Try 3.255MHz from 0700 until 2300.

UAE Radio Dubai has English at 1030 on 21.605, 17.865, 15.435 and 11.955MHz and at 1600 on 17.865, 15.435, 11.955 and 11.73MHz.

Asia and the Pacific

Bangladesh Home Service uses new 15.52MHz around 1500 with English news broadcast at 1530.

Radio Japan's English transmission at 0700 is on 21.695, 17.81, 15.325 and new 15.27MHz.

The Akala transmitting station of Sri Lanka Broadcasting Corporation is to be re-equipped with Japanese aid. Two high power and four low power short wave transmitters are to be put into service, and Radio Japan will receive air time from this new site.

KYOI Saipan, now part of the Christian Science Monitor, has a schedule as:

2200-0200 on 15.405MHz

0200-0800 on 17.78MHz

0800-1600 on 11.90MHz

1800-2000 on 9.67MHz

2000-2200 on 9.465MHz

The 11.90MHz transmission is heard well here in the UK during the morning period.

Voice of Vietnam is using a new channel of 12.02MHz for the 2030 English broadcast, with French at 2100. This replaces long established 15.01MHz.

Voice of Free China, Taiwan has English at 2200 on 11.905, 9.955 and 9.455MHz.

You may be able to hear Papua New Guinea during the winter as some transmitters have been uprated in power. These include Radio Simbu on 3.355MHz and Radio West Highlands on 3.375MHz, Radio Milne Bay on 3.365MHz, Radio Central on 3.29MHz, Radio Western on 3.305MHz, Radio West Sepik on 3.205MHz and Radio East New Britain on 3.385MHz.

The Americas

HCJB Ecuador upset many listeners to Radio Australia by using 9.655MHz during the early morning and thereby causing severe interference, rendering both stations' signals in Europe completely unintelligible! The station is now back on 9.61MHz for its European morning transmissions. HCJB has a new Greek service at 0500 on 11.835 and 9.655MHz. Radio Canada's rearranged schedule looks like this:

1930-2000 Mon.-Fri. on 17.875,

15.325, 11.945, 7.235 & 5.995MHz

2200 daily on 11.945 & 9.76MHz (relays CBC Home Service on weekdays)

That wraps things up for this short column this month, but watch out for plenty of news from the bands next time around.

Any reports for Broadcast Round-up should be sent to the PW offices

SUBSCRIPTION OFFER

One Year — £15.50
Three Years — £40.00

Wherever you live, a Postal Subscription will ensure that you receive your copies of PRACTICAL WIRELESS and/or SHORT WAVE MAGAZINE regularly, through your own letterbox, before it gets onto your newsagent's shelf. Order a Joint Subscription and you will qualify for the Special Discount.

Fill in the Order Form below and post it to: PW Publishing Ltd., FREEPOST, Subscriptions Dept., Enefco House, The Quay, Poole, Dorset BH15 1PP (no stamp required). Credit Card Orders taken on (0202) 678558.

Overseas subscriptions outside Europe are now despatched by Accelerated Surface Post for faster delivery.

Please indicate the type of subscription required:

Special Joint Subscription



- ☐ See above (UK) ☐ £17.00 (UK) ☐ £28.00 (UK)
☐ £18.00 (Europe) ☐ £19.00 (Overseas) ☐ £32.00 (Overseas)
☐ £19.00 (Overseas) (Prices correct at November 1988)

To commence with issue dated

To: PW Publishing Ltd., FREEPOST, Subscriptions Dept., Enefco House, The Quay, Poole, Dorset BH15 1PP (no stamp required).

Name

Address

☐ I enclose cheque/PO (Payable to PW Publishing Ltd) £.....

☐ Charge to my Access/Visa Card the amount of £.....

Card No.

☐ Valid from to

Signature.....

S.E.M.

UNIT P, UNION MILLS, ISLE OF MAN
Telephone: (0624) 851277



S.E.M. QRM ELIMINATOR

Do you suffer from local interference? The answer is probably yes. If you moved your receiver into the country you would be amazed how quiet your reception would be. The noises you hear on the H.F. bands are produced by local electrical equipment.

This completely new idea, developed by S.E.M. can provide the complete removal of any of these problems. You don't even have to know what or where the source is. It can be your own computer next to your receiver or r.f. welding equipment in a factory several miles away.

The QRM Eliminator connects in your aerial lead (you can transmit through it) it requires an auxiliary aerial (this can be ANY other aerial e.g. a 2 metre one, or a few metres of wire, because wide band amplifiers are used to boost the level of the QRM). Your unwanted signal will arrive at the two aerials slightly out of phase and by adjusting the phase of the signal from the auxiliary aerial with the Eliminator controls, you can completely remove it BEFORE IT ARRIVES AT YOUR RECEIVER. Forget all the inadequacies of noise blankers, this is a new, different, concept. Sceptical? As W4CXH in Florida says "The mains noise is S 7 and you are coming through 5 and 4." Practical Wireless review says "Does it work? Yes it does". Other comments "A remarkable achievement", "It works like magic", "It even eliminates rain static" and comments about being able to operate again after years of enforced inactivity because of some local problem not previously curable or even traced, are many.

Size: 6" x 2" x 3" deep. Sockets SO239s. Supply 12 V (10-14) 30 mA. Frequency range 500kHz - 60 MHz continuous. May be transmitted through.

Price: £69.50 including VAT and delivery.

MAKE YOUR INTERESTS PAY!

More than 8 million students throughout the world have found it worth their while! An ICS home-study course can help you get a better job, make more money and have more fun out of life! ICS has over 90 years experience in home-study courses and is the largest correspondence school in the world. You learn at your own pace, when and where you want under the guidance of expert 'personal' tutors. Find out how we can help YOU. Post or phone today for your FREE INFORMATION PACK on the course of your choice. (Tick one box only!)

Electronics	<input type="checkbox"/>	Radio, Audio and TV Servicing	<input type="checkbox"/>
Basic Electronic Engineering (City & Guilds)	<input type="checkbox"/>	Radio Amateur Licence Exam (City & Guilds)	<input type="checkbox"/>
Electrical Engineering	<input type="checkbox"/>	Car Mechanics	<input type="checkbox"/>
Electrical Contracting/Installation	<input type="checkbox"/>	Computer Programming	<input type="checkbox"/>
GCE over 40 'O' and 'A' level subjects			<input type="checkbox"/>

ICS

Name _____ P. Code _____
Address _____
International Correspondence Schools Dept EES C9, 312/314 High St., Sutton,
Surrey SM1 1PR. Tel: 01-643 9568 or 041-221 2926 (24hrs).

G6HBH GIRAS G8UUS

Visit your Local Emporium
Large selection of New/Used Equipment on Show

AGENTS FOR:

F.D.K. • AZDEN • ICOM • YAESU • ALINCO • KEMPRO

ACCESSORIES:

Welz Range, Microwave Modules, Adonis Mics, Mutek Pre-Amps, Barenco Mast Supports, DRAE Products, BNOS Linears & P.S.U.'s

AGENTS FOR CELLNET AND VODAFONE RADIOS

AERIALS, Tonna, Halbar, New Diamond Range of Mobile Whips, Jaybeam

BRING YOUR S/H EQUIPMENT IN FOR SALE

JUST GIVE US A RING

Radio Amateur Supplies

3 Farndon Green, Wollaton Park, Nottingham NG8 1OU
Off Ring Rd., between A52 (Derby Road) & A609 (Ilkeston Road)

Monday: CLOSED Tuesday-Saturday: 10.00 a.m. to 5.00 p.m.

Tel: 0602 280267

R.A.S. (Nottingham)

R.A.S. (Nottingham)

J. BIRKETT

RADIO COMPONENT SUPPLIERS



25 The Strait
Lincoln, Tel. 20767
(LN2 1JF)
Partners J.H. Birkett.
J.L. Birkett.

CARBON MIKE INSERTS 10 for £1.50, DYNAMIC MIKE

INSERTS 250 ohm @ 60p or 4 for £2.00.

PYE DASH MOUNT WESTMINSTER W15FM TRANSMITTER-

RECEIVER MID-BAND No Mike £15 Carr £3.00

DYMAR DASH MOUNTING 25 Watt 16 Channel FM Transceiver MID-BAND No Mike £15 Carr £3.00

STORNO BOOT MOUNTING TRANSCEIVERS No Controls, MID-BAND FM @ £8 Carr £3.00, HIGH BAND FM @

£12 Carr £3.00, LOW BAND FM £16 Carr £3.00, GEC HIGH BAND AM @ £10 Carr £2.00, GEC LOW BAND AM

With Mike and Speaker @ £17.50 Carr £2.00.

PYE EUROPA 25 Watt MID-BAND @ £25 Carr £2.00, UHF M5 Model @ £37 Carr £2.00.

AXIAL FANS 3" Dia 18 to 24 Volt DC @ £4.95.

D.A.U. OR MULLARD FILM TRIMMERS 10p.f., 22p.f., 40p.f., @ 20p each 130p.f., @ 30p each

R.S. 18 WAY GROUP BOARDS @ 4 for £1.15, 20 ASSORTED LEADS @ £1.00.

EX-MILITARY COMMUNICATIONS RECEIVER TYPE R210 2 to 16MHz in 7 Switched Bands, AM, SSB, CW,

AERIAL INPUTS, 80 ohm Balanced Line, Long Wire or Whip, CW Filter, BFO, Noise Limiter, Complete with 240

Volt AC Power Pack, Lightweight Pair of Headphones and Loudspeaker, Price £79.80 Carr £8.00.

EX-MILITARY COMMUNICATIONS RECEIVER TYPE R210 In an UNMODIFIED CONDITION Price £50.00 Carr

£6.00.

LARGE EGG INSULATORS @ 5 for £3.00.

AIR SPACED CAPACITORS 180+380p.f. with Double Geared Slow Motion Drive @ £2.50, 200+350p.f. With

SM Drive @ £2.50, 125+125p.f. Direct Drive @ £1.95, 10+10+20p.f. Direct Drive @ £1.50.

WOOD AND DOUGLAS AND C.M. HOWES KITS AVAILABLE BY POST AND FOR CALLERS.

ACCESS AND BARCLAY CARDS ACCEPTED. P.P. 60p UNDER £5.00, OVER FREE UNLESS STATED OTHERWISE.

PRACTICAL WIRELESS KITS

Marlborough LF/MF to HF Converter	Dec 88	21.90	Automatic Nicad Charger	Oct 86	18.20
Badger 144 MHz Receiver	Oct 88	59.00	Simple 50MHz Converter	Sept 86	21.50
Portland RF Voltmeter	July 88	19.70	Arcin Parametric Filter	May 86	49.30
Orwell MW Receiver Excluding case	Feb 88	73.00	Meon 2. 50MHz Transverter (144MHz IF)	April 86	41.00
Orwell 50MHz Receiver	Jan 88	41.30	Meon 2. 70MHz Transverter (144MHz IF)	April 86	44.00
RTTY Tuning Indicator	Nov 87	24.90	Rty/Morse Modern (exc. case)	Jan 86	31.85
Bienheim v.h.f. to h.f. receive converter	Sept 87	26.60	Two Tone Oscillator	Dec 85	25.30
Downbeat, Freq. to Voltage Converter	June 87	19.70	Meon 50MHz Transverter (28MHz IF)	Oct 85	41.00
AXE Signal Tracer	May 87	49.00	Meon 70MHz Transverter (28MHz IF)	Oct 85	41.00
Itchen LCR Bridge	April 87	27.90	Meon 144MHz Transverter (28MHz IF)	Oct 85	41.00
Woodstock Short Wave Converter	March 87	26.50	Fet Dip Oscillator	Oct 85	19.90
Masthead Preamp for 144MHz	Feb 87	39.30	Capacitance Meter	Oct 85	21.30
Westbury Basic Wobulator	Jan 87	16.50	Add On BFO	Aug 85	12.95
High Impedance Mosfet Voltmeter	Dec 86	26.30	Mouse Sending Trainer	July 84	14.00
Taw VLF Converter	Nov 86	14.20	Auto Notch Filter	June 84	25.90
Active Antenna	Nov 86	17.80			

PRICES DO NOT INCLUDE VAT, WHICH SHOULD BE ADDED TO THE TOTAL ORDER VALUE AND P&P CHARGES. P&P = 80p UNLESS SPECIFIED. ARTICLE REPRINTS 50p (IF REQUIRED). ALL KITS ARE COMPLETE (LESS BATTERIES), UNLESS SPECIFIED INCLUDING PCB, CASE, ALL COMPONENTS, CONNECTORS AND HARDWARE. ALL COMPONENTS ARE NEW AND TO FULL SPECIFICATION.

CHEQUE, P.O., OR ACCESS TO:

CPL ELECTRONICS, 8 Southdean Close, Hemlington, Middlesbrough, TS8 9HE
TEL: 0642 591157.

Other kits are available plus a wide range of components etc.

ACCESS, MAIL OR TELEPHONE ORDERS WELCOMED. FREE PRICE LIST ON REQUEST.



S.E.M.

UNIT P, UNION MILLS, ISLE OF MAN
Telephone: (0624) 851277

Some comments on our QRM Eliminator in the last few days. "It works like magic". "Locals thought I was exaggerating until they heard it". "I'm phoning from Florida to say it's reduced my power line noise to zero. I can talk to my English friends again".

S.E.M. QRM ELIMINATOR. Unique design gets rid of any local interference. Connect in your aerial lead and removes QRM before it gets to your receiver (you can transmit through it). Any sort of interference, it can be next to your rx (your computer) or several miles away, e.g. power lines. £69.50 ex stock. As the P.W. review says "Does it work? Yes it does."

S.E.M. TRANZMATCH MKIII. The only Aerial Matcher with UNBALANCED and TRUE BALANCED OUTPUTS. 1 kW 1.8-30 MHz, £135. Built-in EZITUNE (see below), £39.50. Built-in Dummy Load, £9.90. Ex stock.

EZITUNE. Allows you to TUNE UP on receive instead of transmit. FANTASTIC CONVENIENCE. Boxed unit, £45.00. P.C.B. and fitting instructions to fit in any ATU, £39.50.

FREQUENCY CONVERTERS. V.H.F. to H.F. gives you 118 to 146 MHz on your H.F. receiver, Tune Rx. 2-30MHz, £59.50 ex stock.

H.F. to V.H.F. gives you 100 kHz to 60 MHz on your V.H.F. scanner, £49.50 ex stock. Plug in aerial lead of any receiver. Tuning from 100MHz up.

2 or 6-METRE TRANZMATCH. 1kW, will match anything, G2DYM or G5RV? £35.00 ex stock.

DUMMY LOAD. 100 W. THROUGH/LOAD switch, £24.00 ex stock.

VERY WIDE BAND PRE-AMPLIFIERS. 3-500 MHz. Excellent performance. 1.5 dB Noise figure. £32.00 or straight through when OFF, £37.00 ex stock.

R.F. NOISE BRIDGE. 1-170 MHz. Very useful for aerial work. £45.00 ex stock.

IAMBIC MORSE KEYS. 8-50 w.p.m. auto squeeze keyer. Ex stock. Ours is the easiest to use. £45.00. First class twin paddle key, £20.00 ex stock.

TWO-METRE LINEAR/PRE-AMP. Sentinel 40: 14x power gain, e.g. 3 W - 40 W (ideal FT290 and Handhelds), £85.00. Sentinel 60: 6x power, e.g. 10 W in, 60 W out, £95.00. Sentinel 100: 10 W in, 100 W out, £135.00. All ex stock.

H.F. ABSORPTION WAVEMETER. 1.5-30 MHz, £39.50 ex stock.

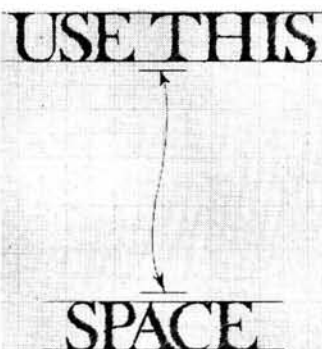
MULTIFILTER. The most versatile audio filter. BANDPASS Hi Pass, Lo Pass and two notches. Frequency and Bandwidth adjustable 2.5 kHz-20 Hz, £75.00 ex stock.

HIGH PASS FILTER/BRAID BREAKER. Cures T.V.I., £7.50 ex stock.

CO-AX SWITCH. Three-way + earth position. D.C.-150 MHz, 1kW, £25.00 ex stock.

12 MONTHS COMPLETE GUARANTEE INCLUDING TRANSISTORS

Prices include VAT and delivery. C.W.O. or phone your CREDITCARD NO. Ring or write for further data or catalogue. Orders or information requests can be put on our Ansaphone at cheap rate times. Remember we are as near as your 'phone or post box.



SMALL ADS

The prepaid rate for classified advertisements is 42 pence per word (minimum 12 words), box number 60p extra. Semi-display setting £13.90 per single column centimetre (minimum 2.5 cms). Please add 15% VAT to total. All cheques, postal orders etc., to be made payable to Practical Wireless. Treasury notes should always be sent registered post. Advertisements, together with remittance should be sent to the Classified Advertisement Dept., Practical Wireless, Enefco House, The Quay, Poole, Dorset BH15 1PP. Telephone (0202) 678558.

Whilst prices of goods shown in advertisements are correct at the time of closing for press, readers are advised to check with the advertiser both prices and availability of goods before ordering from non-current issues of the magazine.

Receivers and Components

SPECIAL OFFER - unbeatable price. PRO2004 scanners 300 channel 25-520MHz and 760-1300MHz £299.95 inc. postage. Cheque, Visa or Access. LINK ELECTRONICS, 228 Lincoln Road, Peterborough (0733) 45731.

QUARTZ CRYSTALS and FILTERS

Large numbers of standard frequencies in stock for amateur, CB, professional and industrial applications. Stock crystals £5.00 each (inc. VAT and UK post). Any frequency or type made-to-order from £6.50. Phone or SAE for lists.

GOLIDGE ELECTRONICS
Merriott, Somerset, TA16 5NS.
Tel: (0450) 73718.

SCANNER OWNERS. For those of you who wish to hear more, we offer extensive frequency listings and many scanner modifications. For full details send a large S.A.E. to S.S.C. PO Box 71, Bournemouth, Dorset BH9 1DL.

VINTAGE COLLECTORS WIRELESS Set No 38 Mk 2 Manpack transceiver 7-9MHz phones, microphone, connectors, webbing, haversack, instructions £85. (R33 38563).

Educational

COURSE FOR CITY & GUILDS, Radio Amateurs Examination. Pass this important examination and obtain your licence, with an RRC Home Study Course. For details of this and other courses (GCE, GCSE, Career and professional examinations, etc.) write or phone: **THE RAPID RESULTS COLLEGE**, Dept. JX26, Tuition House, London SW19 4DS. Tel. 01-947 7272 (9am-5pm) or use our 24hr Recordacall Service: 01-946 1102 quoting Dept. JX26.

Kits

NEW VHF MICROTRANSMITTER KIT, tuneable 80-115MHz, 500 metre range, sensitive electret microphone, high quality PCB. **SPECIAL OFFER** complete kit ONLY £5 POST FREE. Access orders telephone 021 411 1821, cheques/P.O.'s to: **QUANTEK ELECTRONICS LTD.** (Dept P.W.), 45a Station Road, Northfield, Birmingham, B31 3TE.

KANGA PRODUCTS

Kits for The Amateur, Budding Amateur and the Listener
NEW KITS, NEW KITS, NEW KITS
C.W. MORSE PRACTICE OSCILLATOR £7.95
IAMBIC KEYSER KIT £12.95
OLD FAVOURITES
100 Watt DUMMY LOAD £8.45
CRYSTAL MARKER KIT £10.95
FREQUENCY COUNTER/DIAL £21.95
ONER HF TRANSCEIVER £27.50
TOP BAND KIT FOR THE FT707 & FT77 £29.95
SINGLE BAND RECEIVER £21.95
DUAL BAND RECEIVER (20M & 80M) £36.95
(some kits are supplied semi-complete) PLEASE ADD £1 FOR P&P
Send a large SASE for free catalogue now
3 Limes Road, Folkestone, Kent CT19 4AU
Tel. 0303 76171

MICROTRANSMITTER, VHF/FM, tuneable 70-146MHz, complete kit with microphone £5, built £9.50. Telephone to recorder adaptor, built £5.95. Automatic version £14.95 complete. SAE list. A.C. ELECTRONICS, 99 Greenheath, Hednesford, Staffs. Access orders welcome.

RECEIVER PRE-AMP, 15dB gain, low noise, 10m and 2m versions, simply adjusted for any band. Kit £7.99. SAE list. A.C. ELECTRONICS, 99 Greenheath, Hednesford, Staffs.

CONVERT MULTICHANNEL C.B.'s to amateur band simply and cheaply. Instructions only £2.50. SAE list. A.C. ELECTRONICS, 99 Greenheath, Hednesford, Staffs.

Service Sheets

ACCESS

TECHNICAL INFO SERVICES (PW)

**MASTERCARD
EUROCARD**

76 Church St., Larkhall, Lanarkshire ML9 1HE
Callers during business hours to 2 John Street, Larkhall ML9 2ET
Phone 0698 884585 Mon-Fri 9-5, 0698 883334 any other time **FOR FAST QUOTES**
IMMEDIATE DESPATCH OF ALL Phone Orders by ACCESS, etc. or to Listed Customers
WORLD'S LARGEST COLLECTION OF SERVICE MANUALS... from £3.50 to £50... Most obtainable elsewhere
Every issued FULL SIZE SERVICE SHEET in stock; CTV's or Combinations £3.50/Singles £2.50; Plus LSAE
LSAE for any Quotation, plus FREE large Catalogue, STREE Review, Pricelists, etc.
Send now for

Full details of our Famous Complete Integrated Repair Systems for TVs, Videos & Domestic Equipment
These systems contain all the circuits & data needed to cover repairs and servicing for anyone in business or wishing to start up their own business. All the Diagrams, Repair, Service & Technical Data needed. At a fraction of the normal cost of buying such data.
Terms are also available.

For £3... Comprehensive Service Manuals & Sheets Catalogues PLUS 1988 Chassis Guide & £4 Vouchers	
Spectrum Repair & Service Guide	£5.00
Domestic Equipment Repair & Servicing	£16.95
Audio & HiFi Engineers Pocketbook	£9.95
Video Recorders, Service Guide 3rd Ed.	£20.00
Servicing Radio, HiFi, TV Equipment	£9.95
Practical Radio, Repair & Service Course	£9.95

* **WORKSHOP SERVICE MANUALS** *
* Any Colour/Mono TV, Amateur Radio, Military Surplus, *
* Music System, Vintage Valve Wireless etc etc. *
* **£5.00 plus LSAE** *
* Any Video Recorder. **£15.00 plus LSAE** *
* **FREE Catalogue** *
* **Unique Repair and Data Guides for LSAE** *
* **MAURITRON ELECTRONICS (PW)** *
* **8 Cherry Tree Road, Chinnor, Oxon, OX9 4QY.** *

Situations Vacant

NEVADA COMMUNICATIONS URGENTLY REQUIRE A RADIO ENGINEER

With experience of Amateur Radio, Scanning receivers and CB radio including microprocessor based equipment. We offer an excellent salary, working with a small enthusiastic team in a friendly atmosphere.

We also have a position for a Trainee Engineer.

Telephone or write with C.V. for an interview to:

NEVADA COMMUNICATIONS
189 London Road, North End,
Portsmouth PO2 9AE
Tel: 0705 662145

Situations Wanted

CHANGE WANTED! Teacher 50, inventive, practical. Odd hours welcome. W.H. Jarvis, Salewheel, Ribchester, Preston PR3 3XU. Tel: Ribchester 215.

Books and Publications

Ku BAND SATELLITE TV THEORY, INSTALLATION AND REPAIR

This 358 page manual by Baylin & Gale of USA covers dish theory, uplinks, footprints, site survey, installation and adjustment, descrambling, cable TV, even includes a computer program for finding your satellite £23.
Also available ex-stock:

SATELLITE AND CABLE SCRAMBLING AND DESCRAMBLING , 256 pages	£19
HOME SATELLITE TV INSTALLATION VIDEOTAPE , 40 minutes VHS PAL	£27
HIDDEN SIGNALS ON SATELLITE TV . All those hidden subcarriers, telephone channels, teletext, teletel by T. Harrington. 234 pages	£20
SATELLITE, OFF-AIR & SMATV . New practical 264 page manual on American cable TV systems	£25
WORLD SATELLITE ALMANAC , 650 pages, Second edition by Mark Long	£32

Price includes P&P, overseas customers add £3 extra per item for Air Mail.

Pay by cheque, ACCESS MASTERCARD, or COD
J. VINCENT TECHNICAL BOOKS,
24 RIVER GARDENS, PURLEY ON THAMES,
READING RG8 8BX. TEL: 0734 414468 (Answerphone)

ORDER FORM PLEASE WRITE IN BLOCK CAPITALS

Please insert the advertisement below in the next available issue of Practical Wireless for insertions. I enclose Cheque/P.O. for £.....

CAT. heading

(Cheques and Postal Orders should be made payable to Practical Wireless)

NAME
ADDRESS
Rate 42p per word, minimum 12 words.
Box No. 60p extra.
PLEASE ADD 15% VAT TO TOTAL

Company registered in England. Registered No. 1980539. Registered Office: Towngate House, 2 Parkstone Road, Poole, Dorset, BH15 2PJ.

Software

COMMODORE COMPUTERS (+4, C16, 64, 128). "MICROCOM" cw/tty tx/rx with superb morse tutor. "TURBO LOG" ultimate high speed station log. "MICROCOM INTERFACE" ready built. S.A.E. to: Moray Micro Computing, Enzie Slackhead, Buckie, Moray, AB5 2BR. Tel. 0542 7384.

SSTV FOR ATARI 520/1040 ST

BEYOND DOUBT THE FINEST COMPUTER DECODING OF SSTV WE HAVE SEEN!!

For the first time we offer a programme not written by ourselves. We always said that it would need an exceptional programme for us to take this step, and this programme is exceptional.

The detail and clarity of the display has to be seen. This programme is a must for ATARI ST owners.

The programme features 10 picture stores as well as the facility of saving screens to disc, inverse pictures, change greys, etc. etc.

Supplied on disc complete with interface and ready to go. Simply connect to the extension speaker socket on your receiver.

Inc Leads **£35.00**
Programme only, on disc **£10.00**

Full details of this and other products forwarded on receipt of large S.A.E.



J.B.P. ELECTRONICS LTD.

Unit 45, Meadowhill Est., Dixon Street,
Kidderminster DY10 1WW. Tel: (0562) 753893

For Sale

RCS VARIABLE VOLTAGE D.C. BENCH POWER SUPPLY
1 to 24 volts up to 1/2 amp. 1 to 20 volts up to 1 amp. 1 to 16 volts up to 1 1/2 amps. A.C. Fully stabilised. Twin panel meters for instant voltage and current readings. Overload protection.

Fully variable
Operates from
240V A.C.
Compact Unit
size 9x5 1/2 x 3ins.



£36 Incl. VAT
+ Post £2

RADIO COMPONENT SPECIALISTS

ACCESS 337 WHITEHORSE ROAD, CROYDON
SURREY, U.K. Tel: 01-684 1665 VISA
List, Large S.A.E. Delivery 7 days Callers Welcome Closed Wednesday

YOUR NAME AND CALLSIGN. Quality badges, permanently engraved, silver, gold, white with black lettering. Colours available. Two lines engraved £2.50 post free. Orders despatched return post. WYCRRAFT, Rosehill, Jeffreyston, Kilgetty, Dyfed SA68 0RE. Tel. (0646) 651772 anytime.

SONY ICS 2001D CARRYCASES real leather (brown) hand-made £40. Tel. 01-567 4474.

For Sale (Cont.)

CAVITY WAVEMETERS one wavemeter to cover the VHF/UHF bands. 144MHz to 2500MHz. Also 10GHz Wavemeter kit. SAE brings information. P., SERGEANT G40NF, 6 Gurney Close, Costessey, Norwich.

LARGE COLLECTION VALVE RADIOS. Lots of spares, valves etc. Aldershot 319612.

EDDYSTONE S640 receiver £30, 200+ valves 30s/60s offers over £25. Uher 4000S report (slight fault) £15. Tel. 0327 843053.

BA17L £175. RA17 £150, both v.g.c. Phone 076387 378 after 6 p.m.

80W MOSFET poweramps £6.95 tested! ITT Components! THD 0.0008%. Directions KIA, 8 Cunliffe Road, Ilkley LS29 9DZ.

Miscellaneous

MORSE CODE PREPARATION

Cassette A: 1-12 wpm for amateur.
Cassette B: 12-25 wpm for professional examination preparation. Each cassette is type C90.

Price of each cassette (including booklets) **£4.95**
Morse key with separate battery (PP3) — driven solid-state oscillator and sound transducer produces clear tone for sending practice. Price of key with electronic unit **£8.95**.

Price includes postage etc. Europe only.
MH ELECTRONICS (Dept PW)
12 Longshore Way, Milton, Portsmouth PO4 8LS

HEATHKIT U.K. Spares and Service Centre. CEDAR ELECTRONICS, Unit 12, Station Drive, Bredon, Tewkesbury, Glos. Tel. (0884) 73127.

THE SCIENTIFIC WIRE COMPANY

811 Forest Road, London E17. Telephone 01-531 1568

ENAMELLED COPPER WIRE				
SWG	1 lb	8 oz	4 oz	2 oz
8 to 34	3.63	2.09	1.10	0.88
35 to 39	3.82	2.31	1.27	0.93
40 to 43	6.00	3.20	2.25	1.61
44 to 47	8.67	5.80	3.49	2.75
48	15.96	9.58	6.38	3.69
SILVER PLATED COPPER WIRE				
14 to 30	10.10	5.20	2.93	1.97
TINNED COPPER WIRE				
14 to 30	3.97	2.41	1.39	0.94
Fluxcore				
Solder	5.90	3.25	1.82	0.94
Post free, please add VAT (at 15%). Orders under £3.00 add 50p. SAE for list of copper and resistance wire. Dealer enquiries welcome.				

Miscellaneous - Cont.

GVF LOOP ANTENNAS COMPLETE WITH ATU FOR HIGH FREQUENCY HAM BAND TRANSMISSION (SWR One to One 40, 15 and 10 and One Point Five to One 80 and 20 and SWL's, AND LONG AND MEDIUM WAVE FOR BCL's. Loop 21 inches square or triangle. D.I.Y. projects. No special skills required. Circuits, Parts Lists sources of supply and full assembly data. **HIGH FREQUENCY LOOP 80 to 10 Metres ES. LONG AND MEDIUM WAVE LOOP FOR BCL's ES. LONG WAVE MEDIUM WAVE SHORT WAVE LOOP 1500 to 10 Metres FOR BCL and SWL ES. SHORT WAVE ATU FOR LOOP OR LONG WAVE ES. FIELD STRENGTH METER ES. D.I.Y. pre-amp LW, MW and SWave ES. MW LOOP with pre-amp ATU ES. D.I.Y. PRE-AMP FOR GVF HF Loop or ATU ES.** SAE details. Photo Copy HRO Manual £4. **F. G. Rylands, 39 Parkside Avenue, Millbrook, Southampton SO1 9AF Tel. (0703) 775064**

Racal MA211 Aerial Tuning Unit	£145.00 ea.
Racal LA1062 Extended Control Unit	£75.00 ea.
Racal MS 61 Line Prog. Unit	£35.00 ea.
POWER ONE D.C. Power Supply Universal Input 105/115/125/220/230/240V ac ± 10% 47-44Hz. Output 5V dc. (or 16 2Amps OVP set (or 6.2 ± 0.4V dc. This Power Supply features remote sensing capability, weight 4 kgs. Case size 14" x 5 1/4" x 2 1/4" approx.	
GRESHAM LION 125Watt Gripes Power Supply Unit. Output 5V dc. (or 25Amps. Input 220/240V ac ± 10% (or 45-450Hz). Suitable for 3U 19" racking weight 3.25kg. Case size 256mm x 100mm x 108mm	£25.00 ea.
CHEETAH Telex Terminal used but in excellent condition. Complete with V.D.U. + Double Disc Drive.	£375.00.
TELEPHONE POWER UNIT By S.T.C. Rack Mounting type DS315A 48V output (or 4Amps + 48V output (or 2.5 amps weight 9.5kg)	
Vernier Dial 0 to 100 25mm with Brake. £3.75 ea. Bohm 50 Watt. Wire wound Vcontrol 1/4" D. Shaft.	£1.75 ea.
HIGH VOLTAGE ELECTROLYTICS	
1MF0 360V ac. Wkg.	35p ea.
2MF0 360V ac. Wkg.	40p ea.
4 5MF0 280V ac. Wkg.	40p ea.
6MF0 360V ac. Wkg.	75p ea.
Sprague Powerlytic Smoothing CAP.	2200MF 400V dc. Wkg. £7.50 ea.
CO-AXIAL CABLES	
LDF 450A Helax 1/2"	£3.75 mtr.
LDF 450B Helax 1/2"	£4.25 mtr.
RG 218 Co-Axial	£2.50 mtr.
RG 215U Co-Axial	£1.75 mtr.
RG 215 B/U Co-Axial	£1.65 mtr.
RG 178 B/U Co-Axial	£0.35 mtr.
CA 190 Co-Axial	£0.80 mtr.
ROCKER TYPE MAINS SWITCHES MANUFACTURED BY ARCOELECTRIC	
S.P.S.T. Pack of 5 for	£1.00
D.P.S.T. Pack of 3 for	£1.00
Double Pole with Neon Ind	£1.00 ea.
ALL PRICES INCLUSIVE VAT + P&P	
ELECTRONIC EQUIPMENT CO (LONDON) LTD.	
LAKESIDE PARK, NEPTUNE WAY, ROCHESTER, KENT.	
Tel. Medway (0634) 290826 Fax. 290843 Allow 10 days delivery	
Trade enquiries welcome. Quantity discounts available.	

WAVEGUIDE, FLANGES & DISHES. All standard sizes & alloys (new material only) from stock. Special sizes to order. Call: **EARTH STATION 01-228 7876. 22 Howie Street, London SW11 4AR.**

INDEX TO ADVERTISERS

Aerial Techniques	65	G4TNY	52	Radio Shack Ltd	76
AH Supplies	52	Garex	13	Random Electronics	71
AKD	2	Golledge Electronics		Rapid Results College	11
Allweld	61	Howes, CM Communications	10	RAS Nottingham	73
Aircastle Products	52	Icom (UK) Ltd	4,5,69, Cover 3	Raycom Communications Systems	27
Amateur Radio Communications	43	ICS Intertext	73	RST Valve	10
Antex	10	J & P Electronics Ltd	75	RW Graphics	61
A.R.E. Communications Ltd	3,13	Kanga Products	74	Rylands FG	75
Birkett J	73	Kent. R.A.	22	Scientific Wire Company	75
BNOS	2	Lee Electronics	55	SEM	73
Bredhurst	52	Lake Electronics	71	Short Wave Magazine	69
Cambridge Kits	65	Langrex Supplies	10	Siskin Electronics	11
CapCo	56	Maplin	Cover 4	Sony	38,39
Cirkit	65	Mauritron	74	South Midlands Communications	Cover 2,6,7,71
Colomor	61	Merlin Systems	12	Spectrum Communications	65
CPL Electronics	73	M.H. Electronics Ltd	75	Stephens James	71
Cricklewood Electronics	43	Navico	21	Tandy	31
Datong	12	Nevada Communications	22,74	Technical Info Services	74
Dewsbury Electronics	32	Photo Acoustic	51	Technical Software	11
Dressler Communications Ltd	56	Radio Component Specialists	75	Vincent J. Technical Books	74
Electronic Equipment Co. (London) Ltd	75			Ward Reg & Co Ltd	12
Elliot Electronics	71			Waters & Stanton	8,9

YOUR LOCAL DEALERS

CORNWALL

SEAWARD ELECTRONICS

Hobby Kits, Test Meters, Satellite TV and Amateur Radio Accessories.
Unit 5, Lynstone Industrial Estate, Bude, Cornwall.
Tel: 0288 55998
Send or phone for lists.

IRELAND

Radcom Electronics

Icom, Yaesu and most Amateur Radio Accessories ex stock.

NEW PREMISES:-

Unit 4, Albert Quay, Cork City.
Tel: 021-632725 and 088 553947
(Mon-Fri 9-5 and Sat 9-3.45)

LONDON

Henry's

27MHz/934MHz Rigs & accessories in stock.
Lists - S.A.E. (A4) - 26p
Full catalogue (TG/P) - large S.A.E. £1.00
404 Edgware Road, London W2 1ED
Tel: 01-724 0323
(Open 6 days a week)

ESSEX

Selectronic

The UK's leading suppliers of 934MHz personal radio equipment
203 High Street, Canvey Island, Essex
Tel: 0268 691481
(Open Mon-Sat 9-5.30)
Amateur radio equipment also in stock

HERNE BAY

ICOM (UK) LIMITED

The Official Icom Importer
Unit 8, Sea Street
Herne Bay, Kent CT6 8LD
Tel: 0227 369464
Fax: 0227 360 155
Open Mon-Sat 9-5.30,
(Lunch 1-2.00 pm)

SOUTHAMPTON

South Midlands Communications

Official Yaesu Importer

S.M. House, School Close,
Chandlers Ford Industrial Estate,
Eastleigh Hants SO5 3BY.
Tel: 0703 255111

PORTSMOUTH

Nevada Communications

Importers of the Nevada range of 934MHz equipment

189, London Road,
North End, Portsmouth,
Hants, PO2 9AE
Tel: 0705 662145

DEVON

Reg. Ward & Co. Ltd.

The South-West's largest amateur radio stockist. Approved dealer for Kenwood, Yaesu and Icom

1 Western Parade,
West Street, Axminster,
Devon, EX13 5NY
Tel: 0297 34918
(Closed 1.00-2.00 and all day Monday)

BUCKINGHAMSHIRE

Photo-Acoustics Ltd.

Approved Kenwood, Yaesu and Icom dealer (part exchange always welcome)

58 High Street, Newport Pagnell,
Buckinghamshire MK16 8AQ
Tel: 0908 610625
(Tues-Fri 9.30-5.30, Sat 9.30-4.30)
Closed Mondays

SOUTH WALES

ELECTRO DISPOSALS

2000 sq ft of surplus equipment and components

UNIT 31, LONLAS WORKSHOPS
SKEWEN, NEATH.
Tel: 0792 818451

**TO FILL THIS SPACE
CALL:
0202 678558**

YORKSHIRE

YAESU
ICOM

Alan Hooker Electronics

42, Netherhall Road, Doncaster.

Tel: 0302 25690
Open Mon-Fri 10-5pm
Closed Thursdays

MERSEYSIDE

MGR SERVICES

Wirral based communications
ICOM - YAESU - M. MODULES - HOWES
- CIRKIT - WOOD & DOUGLAS -
PART-EX - AERIALS - PMR - MARINE -
MET ANTENNAS - ALINCO -
HEATHERLITE - SPECTRUM COMMS

48, Shrewsbury Road,
Oxted, Birkenhead, L43 2HZ.
Tel: 051 653 3437
(Callers by appointment 9 am-9 pm, Mon-Sat)

SOUTH WALES

MAIL ORDER
RETAIL

A.C.S. SYSTEMS

PACKET RADIO: ST-PC-AMIGA COMPUTERS
AMATEUR SOFTWARE FOR MOST
COMPUTERS
SATELLITE TELEVISION SYSTEMS

ICS DEALER FOR DATA COMMUNICATIONS

15, CILHAU TERRACE, MOUNTAIN ASH, MID GLAMORGAN
SOUTH WALES, CF45 3ND. TEL 0443 476040
CALLERS BY APPOINTMENT 9am-5pm Mon-Sat

**PLEASE
MENTION
PRACTICAL
WIRELESS
WHEN REPLYING TO
ADVERTISEMENTS**

WEST SUSSEX

MAIL ORDER
RETAIL

BREDHURST ELECTRONICS LTD.

High St., Handcross, West Sussex
Tel: (0444) 400786

Situated at the Southern end of
M23 Easy access to M25 and
South London
Open Mon-Fri 9am-5pm
except Wed 9am-12.30pm
Sat 10am-4pm

YAESU
ICOM

SUPER DEALS ON SCANNERS

THE FINEST EVER SCANNER PRO 2004



**BUNDLED WITH A LOT OF EXTRAS
INCLUDING FREE DELIVERY
ONLY FROM
RADIO SHACK! £299.95**

KENWOOD R5000



THE HF RECEIVER

£875

Including FREE
next day delivery.



PRO - 34

The NEW 200
Channel Handheld
Scanner. All the
frequencies of the
old PRO32
+ 806 - 960 MHz.

£249.95



RADIO SHACK LTD

(Just around the corner from West Hampstead Station on the Jubilee Line)

Giro Account No. 588 7151 Fax: 01-328 5066 Telephone: 01-624 7174

188 BROADHURST GARDENS,
LONDON NW6 3AY





ICOM

Count on us!

IC-R7000, 25-2000 MHz

Commercial quality scanning receiver



With 99 programmable memories the IC-R7000 covers aircraft, Marine, FM Broadcast, Amateur Radio, television and weather satellite bands. For simplified operation and quick tuning the IC-R7000 features direct keyboard entry. Precise frequencies can be selected by pushing the digit keys in sequence of the frequency or by turning the main tuning knob. FM wide/FM narrow/AM upper and lower SSB modes with six tuning speeds: 0.1, 1.0, 5, 10, 12.5, 25KHz.

The IC-R7000 has 99 memories available to store your favourite frequencies including the operating mode. Memory channels can be called up by pressing the memory switch then rotating the

memory channel knob, or by direct keyboard entry. A sophisticated scanning system provides instant access to the most used frequencies. By depressing the Auto-M switch, the IC-R7000 automatically memorises frequencies that are in use whilst it is in the scan mode, this allows you to recall frequencies that were in use. The scanning speed is adjustable and the scanning system includes the memory selected frequency ranges or priority channels. All functions including the memory channel readout are clearly shown on a dual-colour fluorescent display. Other features include dial-lock, noise blanker, attenuator, display dimmer and S-meter and optional RC-12 infra-red remote controller, voice synthesizer and HP 1 headphones.

Icom (UK) Ltd.

Dept PW, Sea Street, Herne Bay, Kent CT6 8LD. Tel: 0227 363859. 24 Hour.

Helpline: Telephone us free-of-charge on 0800 521145, Mon-Fri 09.00-13.00 and 14.00-17.30. This service is strictly for obtaining information about or ordering Icom equipment. We regret this cannot be used by dealers or for repair enquiries and parts orders, thank you.

Datapost: Despatch on same day whenever possible.

Access & Barclaycard: Telephone orders taken by our mail order dept, instant credit & interest-free H.P.



THE NEW MAPLIN CATALOGUE IT'S OUT OF THIS WORLD SEND FOR YOUR COPY TODAY

**ORDER
YOUR COPY
OF THE NEW MAPLIN
CATALOGUE ON SALE NOW**


Pick up a copy from any W.H. Smith for just £1.95 or post this coupon
now to receive your copy by post for just £1.95 + 50p p & p. If you live
outside the U.K. send £3.40 or 15 International Reply Coupons. I enclose £2.45.

AVAILABLE FROM 11th NOVEMBER 1988 IN ALL W.H. SMITH STORES

Name _____
Address _____

Post Code _____
Send to Maplin Electronics, P.O. Box 3, Rayleigh, Essex SS6 8LR.

PW 89



Evening on the planet Oldana, as the Maplin Juggernaut thunders along the highway; captured on canvas by galaxy famous artist Lionel Jeans and featured on the cover of the new Maplin Catalogue.